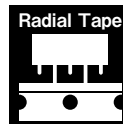
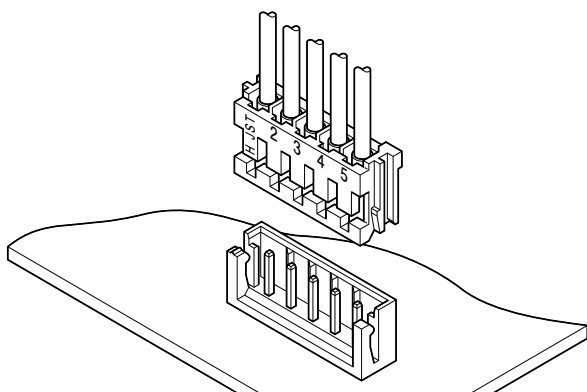


EH CONNECTOR



2.5 mm pitch/Disconnectable Crimp style connectors



This, the thinnest, 2.5 mm pitch connector, is 8.1 mm in height after mounting and 3.8 mm in width. It is designed to meet the demand for the high-density connection of internal wires to printed circuit boards. It is compact, highly reliable and low in cost.

- Compact and slim
- Highly reliable contact
- Polarizing guides
- Easy and effective crimping

Specifications

- Current rating: 3 A AC/DC (AWG #22)
- Voltage rating: 250 V AC/DC
- Temperature range: -25°C to +85°C
(including temperature rise in applying electrical current)
- Contact resistance: Initial value/ 10 mΩ max.
After environmental tests/ 20 mΩ max.
- Insulation resistance: 1,000 MΩ min.
- Withstanding voltage: 800 VAC/minute
- Applicable wire: AWG #32 to #22
- Applicable PC board thickness: 0.8 to 1.6 mm

* In using the products, refer to "Handling Precautions for Terminals and Connectors" described on our website (Technical documents of Product information page).

* RoHS2 compliance

* Dimensional unit: mm

* Contact JST for details.

Standards

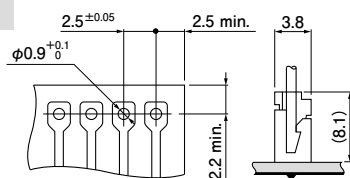
Recognized E60389

Certified LR20812

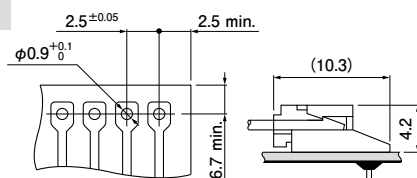
R50082349

PC board layout and Assembly layout

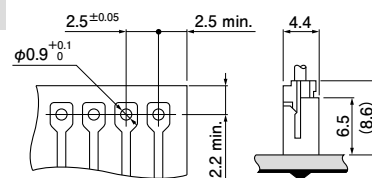
Top entry type



Side entry type



Radial-tape

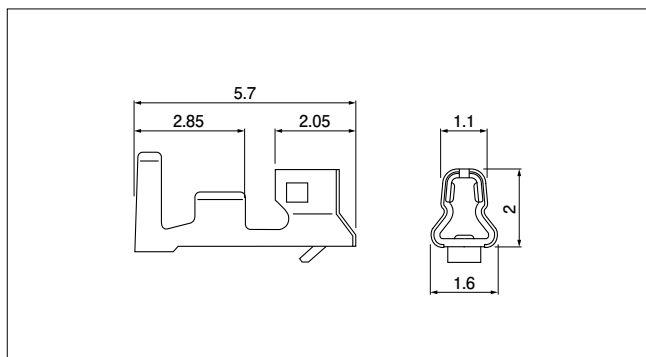


Note: 1. The above figure is the figure viewed from soldering side.

2. Tolerances are non-cumulative: ± 0.05 mm for all centers.

3. Hole dimension differ according to the type of PC board and piercing method. If PC boards made of hard material are used, the hole dimensions should be larger. The dimensions above should serve as a guideline. Contact JST for details.

Contact



Model No.	Applicable wire		Insulation O.D. (mm)	Q'ty/reel
	mm ²	AWG #		
SEH-001T-P0.6	0.05 to 0.33	30 to 22	1.0 to 1.9	9,000
*SEH-001T-P0.6L	0.13 to 0.33	26 to 22	0.9 to 1.9	
*SEH-002T-P0.6L	0.05 to 0.13	30 to 26	0.9 to 1.3	
*SEH-003T-P0.6L	0.032 to 0.08	32 to 28	0.5 to 1.1	10,000

Material and Finish

Phosphor bronze, tin-plated (reflow treatment)

RoHS2 compliance

Note: 1. Contact JST for gold-plated products.

2. SEH-00 () T-P0.6L is low-insertion force type contact, for easier insertion/withdrawal, which would be less resistant to the vibration. The crimp height is different from the standard contact.

3. *Marked products are not TÜV approved.

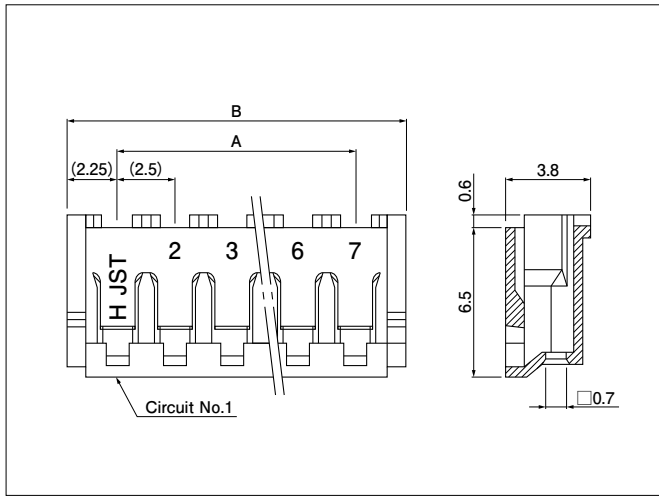
4. Contact JST for details.

Contact	Crimping machine	Applicator		
		Crimp applicator	Dies	Crimp applicator with dies
SEH-001T-P0.6	AP-K2N	MKS-L	MK/SEH-001-06	APLMK SEH001-06
SEH-001T-P0.6L			MK/SEH-001-06L	APLMK SEH001-06L
SEH-002T-P0.6L			MK/SEH-002-06L	APLMK SEH002-06L
SEH-003T-P0.6L		MKS-L-10	MK/SEH-003-06L	APLMK SEH003-06L

Note: Contact JST for full automatic crimping applicator.

EH CONNECTOR

Housing



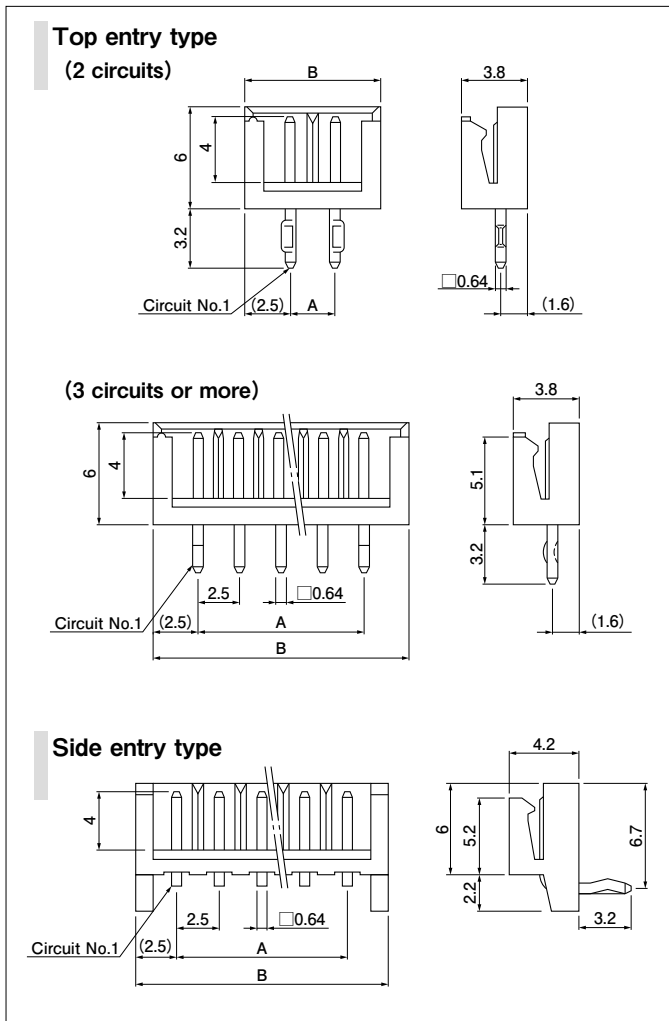
No. of circuits	Model No.	Dimensions (mm)		Q'ty/bag
		A	B	
2	EHR-2	2.5	7.0	1,000
3	EHR-3	5.0	9.5	1,000
4	EHR-4	7.5	12.0	1,000
5	EHR-5	10.0	14.5	1,000
6	EHR-6	12.5	17.0	1,000
7	EHR-7	15.0	19.5	1,000
8	EHR-8	17.5	22.0	1,000
9	EHR-9	20.0	24.5	1,000
10	EHR-10	22.5	27.0	1,000
11	EHR-11	25.0	29.5	1,000
12	EHR-12	27.5	32.0	1,000
13	EHR-13	30.0	34.5	1,000
14	EHR-14	32.5	37.0	1,000
15	EHR-15	35.0	39.5	1,000

Material and Finish

PA 66, UL94V-0, natural (white)

RoHS2 compliance

Header



No. of circuits	Model No.		Dimensions (mm)		Q'ty/box	
	Top entry type	Side entry type	A	B	Top entry type	Side entry type
2	B2B-EH	S2B-EH	2.5	7.5	1,000	1,000
3	B3B-EH	S3B-EH	5.0	10.0	1,000	1,000
4	B4B-EH	S4B-EH	7.5	12.5	1,000	1,000
5	B5B-EH	S5B-EH	10.0	15.0	1,000	1,000
6	B6B-EH	S6B-EH	12.5	17.5	1,000	500
7	B7B-EH	S7B-EH	15.0	20.0	1,000	500
8	B8B-EH	S8B-EH	17.5	22.5	500	500
9	B9B-EH	S9B-EH	20.0	25.0	500	500
10	B10B-EH	S10B-EH	22.5	27.5	500	500
11	B11B-EH	S11B-EH	25.0	30.0	500	250
12	B12B-EH	S12B-EH	27.5	32.5	500	250
13	B13B-EH	S13B-EH	30.0	35.0	250	250
14	B14B-EH	S14B-EH	32.5	37.5	250	250
15	B15B-EH	S15B-EH	35.0	40.0	250	250

Material and Finish

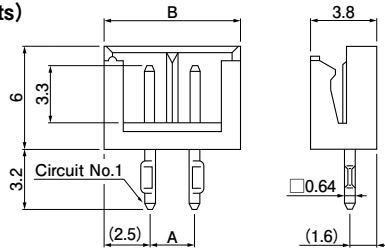
Post: Brass, copper-undercoated, tin-plated (reflow treatment)

Wafer: PA 66, UL94V-0, natural (white)

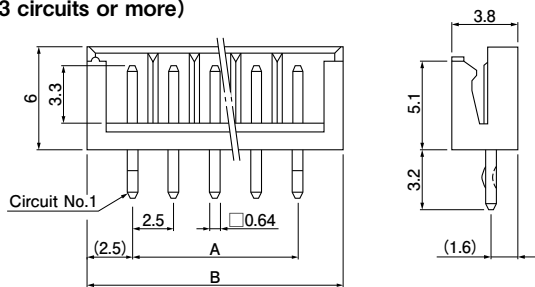
RoHS2 compliance This product displays (LF)(SN) on a label.

Header

● EH-A header (2 circuits)



(3 circuits or more)



No. of circuits	Model No.	Dimensions (mm)		Q'ty/box
		A	B	
2	B2B-EH-A	2.5	7.5	1,000
3	B3B-EH-A	5.0	10.0	1,000
4	B4B-EH-A	7.5	12.5	1,000
5	B5B-EH-A	10.0	15.0	1,000
6	B6B-EH-A	12.5	17.5	1,000
7	B7B-EH-A	15.0	20.0	1,000
8	B8B-EH-A	17.5	22.5	500
9	B9B-EH-A	20.0	25.0	500
10	B10B-EH-A	22.5	27.5	500
11	B11B-EH-A	25.0	30.0	500
12	B12B-EH-A	27.5	32.5	500
13	B13B-EH-A	30.0	35.0	250
14	B14B-EH-A	32.5	37.5	250
15	B15B-EH-A	35.0	40.0	250

Material and Finish

Post: Brass, copper-undercoated, tin-plated (reflow treatment)
Wafer: PA 66, UL94V-0, natural (white)

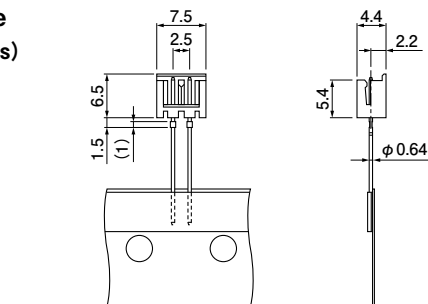
RoHS2 compliance This product displays (LF)(SN) on a label.

Note: 1. The length of the post is different between the EH-A header and the EH header.

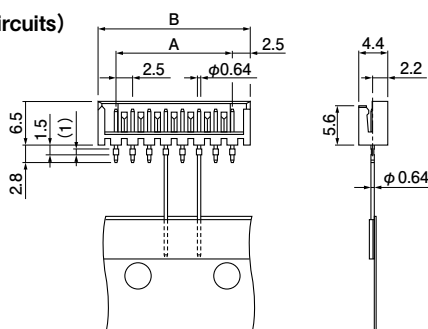
2. The EH-A header has a post length of 3.3 mm on the header, and it provides easy insertion operation when mating with socket.

Header on radial-tape

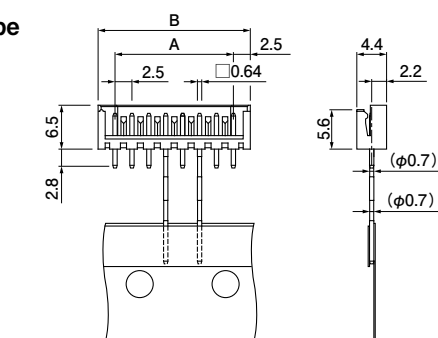
● TS type (2 circuits)



(3 to 8 circuits)



● TV4 type



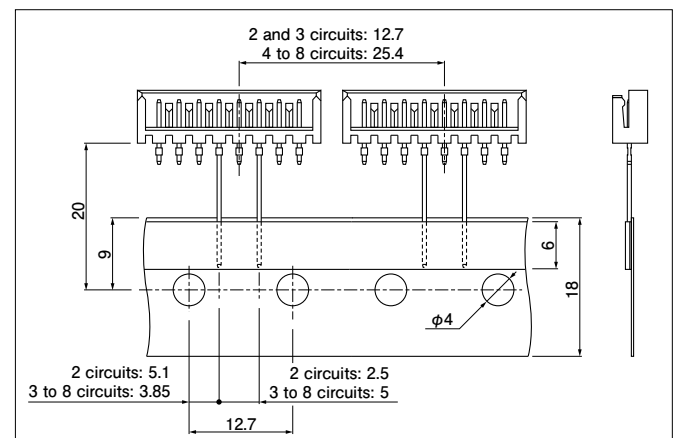
No. of circuits	Model No.		Dimensions (mm)		Q'ty/box
	TS type	TV4 type	A	B	
2	B2B-EH-TS	—	—	—	1,400
3	B3B-EH-TS	B3B-EH-TV4	5.0	10.0	1,400
4	B4B-EH-TS	B4B-EH-TV4	7.5	12.5	700
5	B5B-EH-TS	B5B-EH-TV4	10.0	15.0	700
6	B6B-EH-TS	B6B-EH-TV4	12.5	17.5	700
7	B7B-EH-TS	B7B-EH-TV4	15.0	20.0	700
8	B8B-EH-TS	B8B-EH-TV4	17.5	22.5	700

Material and Finish

Pin/Post: Brass, copper-undercoated, tin-plated (reflow treatment)
Wafer: PA 66, UL94V-0, natural (white)

RoHS2 compliance This product displays (LF)(SN) on a label.

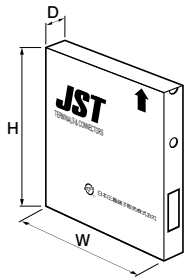
Taping specifications



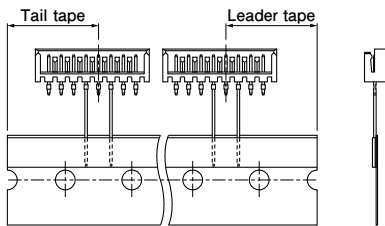
Note: Conforms to JIC C 0806 of "Tape packaging of components with unidirectional leads on continuous tapes".

EH CONNECTOR

Packaging specifications



Distance between the end of the tape and the first connector's center line (either end)



Package type		Flat pack (zigzag folded)
Distance between folds		24 indexing holes per fold (304.8 mm)
Box size		316 (W) × 45 (D) × 330 (H) mm
Distance between the end of the tape and the first connector's center line (either end)		19.05 mm
Quantity	2, 3 circuits	1,400 pcs./box
	4 to 8 circuits	700 pcs./box

Note: Products of different packaging specifications are also available. Contact JST for details.

Model number allocation

Contact

S EH - 001 T - P 0.6

Form: S··Strip form, B··Loose piece

Series name

Applicable wire range:
 Normal type 001··AWG #30 to #22
 Low insertion force type 001··AWG #26 to #22
 002··AWG #30 to #26
 003··AWG #32 to #28

Surface finish: T··Tin-plated (reflow treatment)

Material: P··Phosphor bronze

Terminal size

Type name: None··Normal type, N··Low insertion force type

Housing

EH R - 2 -

Series name

Part name: Receptacle

No. of circuits: 2 to 15

Color: None··Natural (White), K··Black, R··Red, TR··Tomato red,
 E··Blue, Y··Yellow, L··Lemon yellow, M··Green, O··Orange,
 N··Brown, PL··Purple, PK··Pink, H··Gray, LE··Light blue,
 FY··Fluorescent yellow

Header

B 2 B - EH -

Shape of assembled product:
 B··Top entry type, S··Side entry type

No. of circuits: 2 to 15

Part name: Header

Series name

Lead length: None··3.2 mm, 2.2··2.2 mm

Color: None··Natural (White), K··Black, R··Red, TR··Tomato red,
 E··Blue, Y··Yellow, L··Lemon yellow, M··Green, O··Orange,
 N··Brown, P··Purple, PK··Pink, H··Gray, LE··Light blue,
 FY··Fluorescent yellow

Header

B 2 B - EH - A -

Shape of assembled product: B··Top entry type

No. of circuits: 2 to 15

Part name: Header

Series name

Post length: A··3.3 mm

Color: None··Natural (White), K··Black, R··Red, E··Blue,
 Y··Yellow, M··Green

Header (Pin/Post) on radial-tape

B 2 B - EH - T S -

Shape of assembled product: B··Top entry type

No. of circuits: 2 to 8

Part name: Header

Series name

Packaging style: T··Radial-taping

Taping Pin/Post specifications:
 S··Whole post/pin has a round cross section
 V4··Make the square post/pin partially round cross section

Color: None··Natural (White), K··Black, R··Red, E··Blue, Y··Yellow,
 M··Green, N··Brown

Looking for pricing, stock, or lifecycle information?

Click below to explore more details on WIN SOURCE:

- [⊖ View B3B-EH\(LF\)\(SN\) on WIN SOURCE](#)
- [⊖ JST Sales America Inc. Information](#)

Optimize Your Supply Chain with WIN SOURCE Solutions

- ✓ Global Sourcing Solution
- ✓ Obsolete Management
- ✓ Cost Control Management
- ✓ Shortage Management
- ✓ Alternative Solution
- ✓ Excess Inventory Management