

Electrical data

| | |
|---|--|
| Impedance | 50 Ω |
| Frequency | DC to 6GHz |
| Return loss measured on 50 Ω footprint | ≥ 24 dB (DC to 2,4GHz) ≥ 16 dB (2,4GHz to 4GHz) |
| Insertion loss | $\leq 0.1 \times \sqrt{f(\text{GHz})}$ dB |
| Insulation resistance | $\geq 1 \times 10^3$ M Ω |
| Center contact resistance | ≤ 5 m Ω |
| Outer contact resistance | ≤ 5 m Ω |
| Test voltage | 750 V rms |
| Working voltage | 335 V rms |
| Power current | ≤ 1 A DC |

- Connector only, VSWR in application depends decisive on PCB layout -

Mechanical data

| | |
|---------------------------------|--------------|
| Mating cycles | ≥ 25 |
| Engagement force | ≤ 25 N |
| Disengagement force | ≥ 2 N |
| Retention force plastic housing | ≥ 110 N |
| Coding efficiency | ≥ 40 N |

Environmental data

| | |
|--------------------------------|-------------------------------|
| Temperature range | -40°C to 105°C |
| Thermal shock | DIN 72594-2 clause 6.2 |
| Temperature and humidity | DIN 72594-2 clause 6.3 |
| Vibration and mechanical shock | DIN 72594-2 clause 6.1 |
| Dry heat | DIN 72594-2 clause 6.4 |
| Soldering profile | acc. IEC 60068-2-58 group 3&4 |
| 2002/95/EC (RoHS) | compliant |












Tooling

N/A

Packing

| | |
|----------|--|
| Standard | 50 pcs in blister tray (alternative packaging 50 pcs in blister tray) |
| Weight | 9.8 g/pce |

Coding

| Coding | Color | RAL | Part-Number |
|---|----------------|-----------|----------------|
|  A | black | sim. 9005 | 59S2AA-400A5-A |
|  B | white | sim. 9001 | 59S2AA-400A5-B |
|  C | blue | sim. 5005 | 59S2AA-400A5-C |
|  D | bordeauxviolet | sim. 4004 | 59S2AA-400A5-D |
|  E | green | sim. 6002 | 59S2AA-400A5-E |
|  F | brown | sim. 8011 | 59S2AA-400A5-F |
|  G | grey | sim. 7031 | 59S2AA-400A5-G |
|  H | violet | sim. 4003 | 59S2AA-400A5-H |
|  I | beige | sim. 1001 | 59S2AA-400A5-I |
|  K | curry | sim. 1027 | 59S2AA-400A5-K |
|  Z | waterblue | sim. 5021 | 59S2AA-400A5-Z |

While the information has been carefully compiled to the best of our knowledge, nothing is intended as representation or warranty on our part and no statement herein shall be construed as recommendation to infringe existing patents. In the effort to improve our products, we reserve the right to make changes judged to be necessary.

| Draft | Date | Approved | Date | Rev. | Engineering change number | Name | Date |
|----------------|----------|----------------|----------|------|---------------------------|--------------|----------|
| Thomas Höfling | 13/06/07 | Thomas Höfling | 09/08/10 | g00 | 10-0611 | Lang Michael | 09/08/10 |



Rosenberger Hochfrequenztechnik GmbH & Co. KG
 P.O.Box 1260 D-84526 Tittmoning Germany
www.rosenberger.de

Tel.: +49 8684 18-0
 Fax: +49 8684 18-499
 email: info@rosenberger.de

Page
 3 / 3

Looking for pricing, stock, or lifecycle information?

Click below to explore more details on WIN SOURCE:

-  [View 59S2AA-400A5-B on WIN SOURCE](#)
-  [Rosenberger Information](#)

Optimize Your Supply Chain with WIN SOURCE Solutions

-  Global Sourcing Solution
-  Obsolete Management
-  Cost Control Management
-  Shortage Management
-  Alternative Solution
-  Excess Inventory Management