

3.3V CMOS Compatible 3.2 x 2.5mm SMD Crystal Oscillator

ASE Series

Request Samples



Check Inventory



ESD Sensitive



3.2 x 2.5 x 1.2 mm
RoHS/RoHS II Compliant
MSL Level = 1

Features

- Low height 1.2mm max
- Tri-state function
- Low current consumption
- 30mA max for 200MHz
- Low RMS jitter 5ps max
- Suitable for RoHS reflow
- Available for tight stability option

Applications

- CCD clock for VTR camera
- Equipment connected to PC or PC cards
- PDA, wireless communication
- Laptop, SSD (Solid State Drive)

Key Electrical Specifications

Parameters	Minimum	Typical	Maximum	Units	Notes
Frequency Range	0.625		200	MHz	
Operating Temperature	-10		+70	°C	STD (See options)
Storage Temperature	-55		+125	°C	
Overall Frequency Stability	-100		+100	ppm	See options
Supply Voltage (Vdd)	+3.135	3.3	+3.465	V	
Supply Current (Idd)		2.5	7	mA	0.5 ~ 20 MHz
		4.4	13		20.1 ~ 40.0 MHz
		6.5	19		40.01 ~ 60.0 MHz
		12.7	24		60.01 ~ 75.0 MHz
		7.4	20		75.01 ~ 80.0 MHz
		7.4	25		80.01 ~ 133.0MHz
		11.7	30		133.01 ~ 200.0 MHz
Symmetry @ 1/2Vdd	45	50	55	%	0.5 ~ 80.0MHz
	40	50	60		80.01 ~ 200.0MHz
Rise and Fall Time (Tr/Tf)		2.5	4.0	ns	0.5 ~ 20 MHz
		2.4	4.0		20.1 ~ 40.0 MHz
		2.4	4.0		40.01 ~ 60.0 MHz
		2.3	4.0		60.01 ~ 75.0 MHz
		1.5	4.0		75.01 ~ 133.0 MHz
		1.9	4.0		133.01 ~ 200.0 MHz
Output Load			15	pF	CMOS
Output Voltage (VOH)	0.9* Vdd			V	
Output Voltage (VOL)			0.1* Vdd	V	
Start-up Time		1	2.0	ms	0.5 ~ 20 MHz
		1	2.0		20.1 ~ 40.0 MHz
		1	2.0		40.01 ~ 60.0 MHz
		1	2.0		60.01 ~ 75.0 MHz
		1.2	2.0		75.01 ~ 133.0 MHz
		1.5	2.0		133.01 ~ 200.0 MHz



5101 Hidden Creek Ln Spicewood TX 78669
Phone: 512-371-6159 | Fax: 512-351-8858
For terms and conditions of sales, please visit:
www.abracon.com

REVISED: 02-18-22

ABRACON IS
ISO9001-2015
CERTIFIED

3.3V CMOS Compatible 3.2 x 2.5mm SMD Crystal Oscillator

ASE Series

Request Samples



Check Inventory



ESD Sensitive



3.2 x 2.5 x 1.2 mm
RoHS/RoHS II Compliant
MSL Level = 1

Parameters	Minimum	Typical	Maximum	Units	Notes
Tri-state function (Stand-by)	"1" ($V_{IH} \geq 0.7 \cdot V_{DD}$) or Open: Oscillation; "0" ($V_{IL} < 0.3 \cdot V_{DD}$): No oscillation/Hi Z				
Peak to Peak Jitter		28		ps	Reference only. Contact ABRACON for the Jitter
RMS Jitter:		3.2	5	ps	0.5 ~ 20 MHz
		3.2	5		20.1 ~ 40.0 MHz
		3.2	5		40.01 ~ 60.0 MHz
		3.2	5		60.01 ~ 75.0 MHz
		2.2	5		75.01 ~ 133.0 MHz
		2.2	5		133.01 ~ 200.0 MHz
Aging at 25°C (first year)	-3		+3	ppm	
Stand-by Current:			10	µA	

3.3V CMOS Compatible 3.2 x 2.5mm SMD Crystal Oscillator

ASE Series

Request Samples



Check Inventory



ESD Sensitive



3.2 x 2.5 x 1.2 mm
RoHS/RoHS II Compliant
MSL Level = 1

Options and Part Identification (Left blank if standard)

ASE - MHz - - -

Frequency in MHz
e.g. 0.625MHz
24.576MHz
14.31818MHz
26.000MHz
200.000MHz

Operating Temp.
I: 0°C ~ +50°C
D: -10°C ~ +60°C
E: -20°C ~ +70°C
F: -30°C ~ +70°C
N: -30°C ~ +85°C
L: -40°C ~ +85°C

Contact ABRACON for wider temperature range.

Overall Freq. Stability
J(*): ±20ppm
R: ±25ppm
K: ±30ppm
H: ±35ppm
B: ±40ppm
C: ±50ppm

*: Temp options I, D, E, and -10°C to +70°C only

Packaging
Blank: Bulk
T: 1000pcs/Reel
T2: 250pcs/Reel
T3: 3000pcs/Reel



5101 Hidden Creek Ln Spicewood TX 78669
Phone: 512-371-6159 | Fax: 512-351-8858
For terms and conditions of sales, please visit:
www.abracon.com

REVISED: 02-18-22

ABRACON IS
ISO9001-2015
CERTIFIED

3.3V CMOS Compatible 3.2 x 2.5mm SMD Crystal Oscillator

ASE Series

Request Samples



Check Inventory



ESD Sensitive



3.2 x 2.5 x 1.2 mm
RoHS/RoHS II Compliant
MSL Level = 1

Reflow Profile [JEDEC J-STD-020]

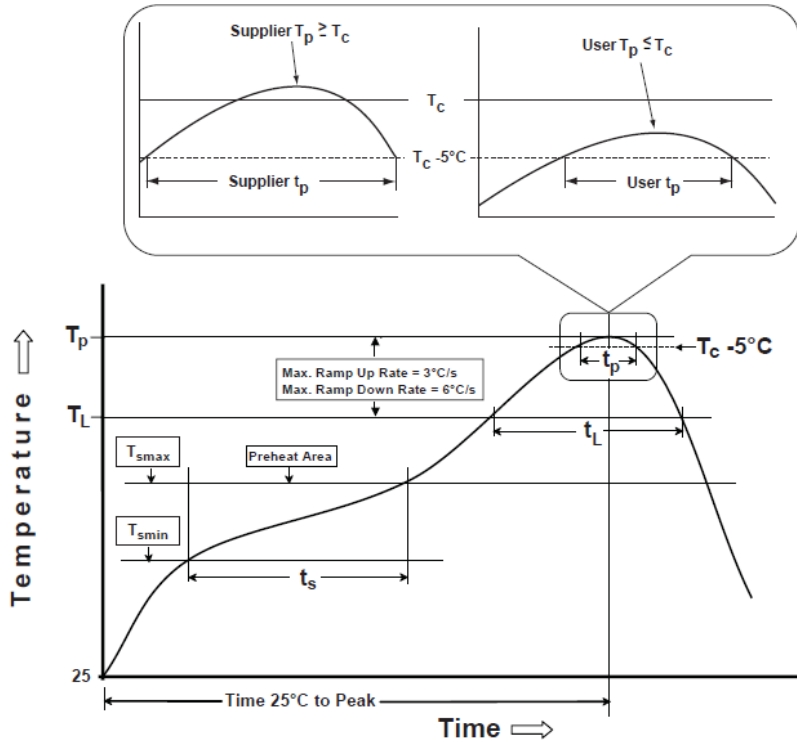


Table 1

SnPb Eutectic Process

Classification Temperatures (T_c)

Package Thickness	Volume mm ³ <350	Volume mm ³ ≥350
<2.5 mm	235 °C	220 °C
≥2.5 mm	220 °C	220 °C

Table 2

Pb-Free Process

Classification Temperatures (T_c)

Package Thickness	Volume mm ³ <350	Volume mm ³ 350-2000	Volume mm ³ >2000
<1.6 mm	260 °C	260 °C	260 °C
1.6 mm - 2.5 mm	260 °C	250 °C	245 °C
>2.5 mm	250 °C	245 °C	245 °C

Profile Feature	Sn-Pb Eutectic Assembly	Pb-Free Assembly
Preheat / soak		
Temperature minimum (T_{smin})	100°C	150°C
Temperature maximum (T_{smax})	150°C	200°C
Time (T_{smin} to T_{smax}) (t_s)	60 - 120 sec.	60 - 120 sec.
Average ramp-up rate (T_{smax} to T_p)	3°C/sec. max	3°C/sec. max
Liquidous temperature (T_L)	183°C	217°C
Time at liquidous (t_L)	60 - 150 sec.	60 - 150 sec.
Peak package body temperature (T_p)*	see Table 1	see Table 2
Time (t_p)** within 5°C of the specified classification temperature (T_c)	20 sec.	30 sec.
Ramp-down rate (T_p to T_{smax})	6°C/sec. max	6°C/sec. max
Time 25°C to peak temperature	6 min. max	8 min. max
Reflow cycles	2 max	2 max

*Tolerance for peak profile temperature (T_p) is defined as a supplier minimum and a user maximum.

**Tolerance for time at peak profile temperature (t_p) is defined as supplier minimum and a user maximum.

3.3V CMOS Compatible 3.2 x 2.5mm SMD Crystal Oscillator

ASE Series

Request Samples



Check Inventory

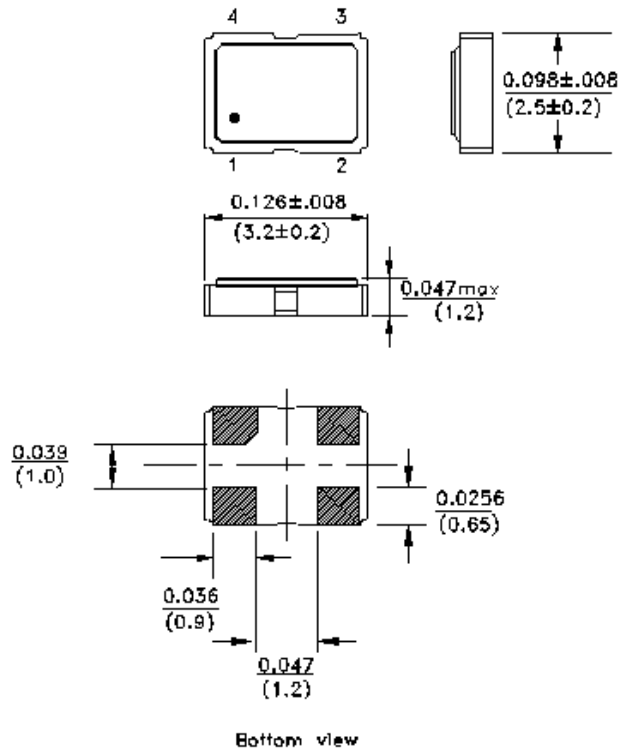


ESD Sensitive

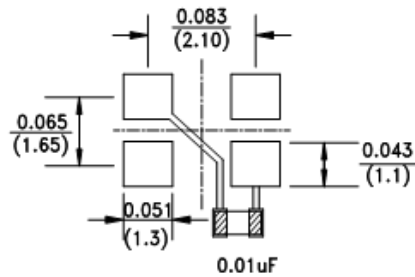


3.2 x 2.5 x 1.2 mm
RoHS/RoHS II Compliant
MSL Level = 1

Mechanical Dimensions



Recommended land pattern



Pin	Function
1	Tri-State (STBY)
2	GND/Case
3	Output
4	Vdd

Dimensions: inches (mm)

Note1: Recommend using an approximately 0.01µF bypass capacitor between PIN 2 and 4.

Note2: The outline package configuration varies with frequency range. Electrical properties, pin configuration, and land pattern are the same.

Looking for pricing, stock, or lifecycle information?

Click below to explore more details on WIN SOURCE:

 [View ASE-14.7456MHZ-LC-T on WIN SOURCE](#)

 [Abracon LLC Information](#)

Optimize Your Supply Chain with WIN SOURCE Solutions

-  Global Sourcing Solution
-  Obsolete Management
-  Cost Control Management
-  Shortage Management
-  Alternative Solution
-  Excess Inventory Management