

Jan.1.2026 Copyright 2026 HIROSE ELECTRIC CO., LTD. All Rights Reserved.  
In case of consideration for using Automotive equipment / device which demand high reliability, kindly contact our sales window correspondents.






APPLICABLE STANDARD						
RATING	OPERATING TEMPERATURE RANGE	-40 °C TO +125 °C		STORAGE TEMPERATURE RANGE	-10 °C TO +60°C <sup>(1)</sup>	
	VOLTAGE	△ 60 V AC/DC		STORAGE HUMIDITY RANGE	RELATIVE HUMIDITY 85% MAX	
	CURRENT	2 A			(NOT DEWED)	
SPECIFICATIONS						
ITEM	TEST METHOD			REQUIREMENTS	QT	AT
<b>CONSTRUCTION</b>						
GENERAL EXAMINATION	VISUALLY AND BY MEASURING INSTRUMENT.			ACCORDING TO DRAWING.	x	x
MARKING	CONFIRMED VISUALLY.				x	x
<b>ELECTRIC CHARACTERISTICS</b>						
CONTACT RESISTANCE	1A DC.			10 mΩ MAX .	x	-
CONTACT RESISTANCE MILLIVOLT LEVEL METHOD	10 mV AC MAX, 0.1 mA(DC OR 1000Hz)			10 mΩ MAX .	x	-
INSULATION RESISTANCE	500 V DC.			100 MΩ MIN.	x	-
VOLTAGE PROOF	1000 V AC FOR 1 min.			NO FLASHOVER OR BREAKDOWN.	x	-
<b>MECHANICAL CHARACTERISTICS</b>						
MECHANICAL OPERATION	30 TIMES INSERTIONS AND EXTRACTIONS.			① CONTACT RESISTANCE: 20 mΩ MAX. ② NO DAMAGE, CRACK AND LOOSENESS OF PARTS.	x	-
VIBRATION	FREQUENCY 20 TO 200Hz (88m/s <sup>2</sup> ) SWEEP TIME 3min.(ROUND TRIP) AT 3h FOR 3 DIRECTIONS.			① NO ELECTRICAL DISCONTINUITY OF 7ΩMIN , 1μs MIN. ② CONTACT RESISTANCE: 20 mΩ MAX. ③ NO DAMAGE, CRACK AND LOOSENESS OF PARTS.	x	-
SHOCK	981m/s <sup>2</sup> DURATION OF PULSE 6ms AT 3 TIMES FOR 6 DIRECTIONS.			① NO ELECTRICAL DISCONTINUITY OF 7ΩMIN , 1μs MIN. ② NO DAMAGE, CRACK AND LOOSENESS OF PARTS.	x	-
LOCK STRENGTH	MEASURE BREAK STRENGTH OF THE LOCK BY PULLING THE CONNECTOR IN THE MATING DIRECTION.			① 100N MIN.	x	-
<b>ENVIRONMENTAL CHARACTERISTICS</b>						
DAMP HEAT (STEADY STATE)	EXPOSED AT 60 °C, 90 ~ 95 %, 96 h.			① CONTACT RESISTANCE: 20 mΩ MAX. ② INSULATION RESISTANCE:100 MΩ MIN. ③ NO DAMAGE, CRACK AND LOOSENESS OF PARTS.	x	-
RAPID CHANGE OF TEMPERATURE	TEMPERATURE- 40 →ROOM TEMP →125°C→ ROOM TEMP TIME 30 → 5 → 30 → 5 min UNDER 1000 CYCLES.			① CONTACT RESISTANCE: 20 mΩ MAX. ② NO DAMAGE, CRACK AND LOOSENESS OF PARTS.	x	-
DRY HEAT	EXPOSED AT 140°C, 120 h.			① CONTACT RESISTANCE: 20 mΩ MAX. ② NO DAMAGE, CRACK AND LOOSENESS OF PARTS.	x	-
COLD	EXPOSED AT -40°C , 120 h.			① CONTACT RESISTANCE: 20 mΩ MAX. ② NO DAMAGE, CRACK AND LOOSENESS OF PARTS.	x	-
RESISTANCE TO SO <sub>2</sub> GAS	EXPOSED IN 25 PPM AT 75% MIN FOR 96h.			① CONTACT RESISTANCE: 20 mΩ MAX.	x	-
RESISTANCE TO SOLDERING HEAT	REFLOW TEMP. OVER 260°C , 10sec. PREHEAT 180°C MAX , 120sec.			NO PLATING PEELING OF THE TERMINALS, MELTINGS OF HOUSINGS.	x	-
SOLDERABILITY	SOLDERED AT SPECIFIED TEMPERATURE PROFILE.			A NEW UNIFORM COATING OF SOLDER SHALL COVER A MINIMUM OF 95 % OF THE SURFACE BEING IMMERSSED.	x	-
	COUNT	DESCRIPTION OF REVISIONS		DESIGNED	CHECKED	DATE
	1	DIS-T-00006017		YH. MAMADA	HH. TSUKUMO	20200403
REMARK				APPROVED	HK. UMEHARA	20190323
(NOTE1) "STORAGE" means a long-term storage state for the unused product before assembly to PCB.				CHECKED	YH. MAMADA	20190323
				DESIGNED	TY. ISHIGURO	20190323
				DRAWN	TY. ISHIGURO	20190323
Note QT:Qualification Test AT:Assurance Test X:Applicable Test				DRAWING NO.		ELC-379835-00-00
<b>HRS</b>	SPECIFICATION SHEET			PART NO.	ZE05H-24DP-2V	
	HIROSE ELECTRIC CO., LTD.			CODE NO.	CL752-2316-0-00	△ 1/1

## Looking for pricing, stock, or lifecycle information?

Click below to explore more details on WIN SOURCE:

-  [View ZE05H-24DP-2V on WIN SOURCE](#)
-  [Hirose Electric Co Ltd Information](#)

## Optimize Your Supply Chain with WIN SOURCE Solutions

-  Global Sourcing Solution
-  Obsolete Management
-  Cost Control Management
-  Shortage Management
-  Alternative Solution
-  Excess Inventory Management