

50Ω

0.50 to 1000 MHz

The Big Deal

- High output power, +34 dBm
- High Gain, 38 dB
- High reverse isolation, 80 dB
- Built-in 110V/220V AC power supply
- Thermally self-protected
- 100% burn-in at +25°C, 48 hrs.



CASE STYLE: PJ2059-2

Product Overview

Mini-Circuits' TVA-R5-13A+ instrument amplifier provides high output power and high gain across the 0.50 to 1000 MHz frequency range, covering popular communications bands including AM, FM, TV, cellular and more. The amplifier features a built-in 110/220V power supply, making it easy to use in most lab environments. This model features thermal self-protection, preventing damage to the amplifier and providing added reliability. It comes housed in a light-weight aluminum alloy case (15.35 x 8.27 x 3.25") ideal for bench-top use with N-Type connectors. 2 N-male to SMA-female adapters come included for the user's convenience.

Feature	Advantages
High output power, +34 dBm at 1 dB compression	Supports high power test applications such as EMI, maximum power handling, and reliability testing.
High gain, 38 dB	38 dB gain allows the TVA-R5-13A+ to be driven to full output power with most commercially available signal generators.
High reverse isolation, 80 dB	Protects signal sources from load, preventing potential damage and performance variation due to load pulling.
Built-in 110V/220V power supply	Operating from a standard AC line power supply, the TVA-R5-13A+ can be powered from 110 to 220V, making the amplifier versatile for use in most lab environments.
Thermally-self-protected	A built-in sensing feature signals the unit to power off when the amplifier reaches its maximum rated operating temperature, preventing damage to the equipment and providing added reliability.
CE marked	Meets conformity standards for sale within the European Economic Area (EEA).

Notes

- A. Performance and quality attributes and conditions not expressly stated in this specification document are intended to be excluded and do not form a part of this specification document.
 B. Electrical specifications and performance data contained in this specification document are based on Mini-Circuit's applicable established test performance criteria and measurement instructions.
 C. The parts covered by this specification document are subject to Mini-Circuits standard limited warranty and terms and conditions (collectively, "Standard Terms"); Purchasers of this part are entitled to the rights and benefits contained therein. For a full statement of the Standard Terms and the exclusive rights and remedies thereunder, please visit Mini-Circuits' website at www.minicircuits.com/MCLStore/terms.jsp



Coaxial RF Instrument Amplifier

TVA-R5-13A+

50Ω 0.50 to 1000 MHz

Features

- Instrument model with built-in power supply, 110V/220V operation
- High output power, 34dBm typ.
- High Gain, 38 dB typ.
- High reverse isolation, 80 dB typ.
- 100% burn-in at +25°C, 48 hrs
- Thermally self-protected, LED indicator
- Protected by US Patent 5,101,171
- CE marked

Applications

- Lab use
- Wideband test instrumentation



Generic photo used for illustration purposes only

CASE STYLE: PJ2059-2

Connectors	Model
N-Type	TVA-R5-13A+
N Male - SMA Female Adapter	NM-SF50+ (2 Included)

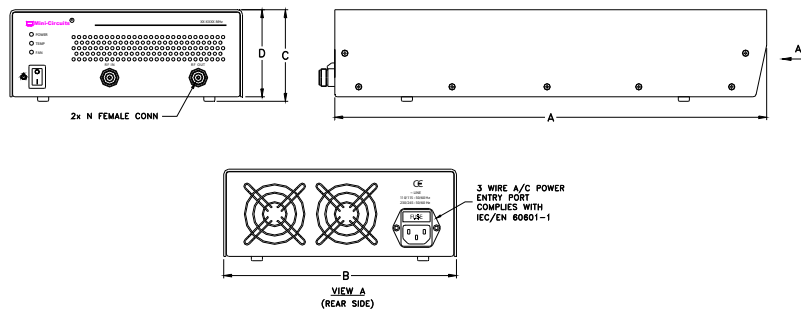
+RoHS Compliant
The +Suffix identifies RoHS Compliance. See our web site for RoHS Compliance methodologies and qualifications

Electrical Specifications at 25°C, unless otherwise noted

Parameter	Condition (MHz)	Min	Typ.	Max.	Units
Frequency Range		0.50	—	1000	MHz
Gain	0.50 - 1000	34	38	—	dB
Gain Flatness	0.50 - 1000	—	±1.4	±2.2	dB
Output Power at 1dB compression	0.50 - 1000	+31	+34	—	dBm
Noise Figure	0.50 - 1000	—	10	—	dB
Output third order intercept point	0.50 - 1000	—	+42	—	dBm
Input VSWR	0.50 - 1000	—	1.5	—	:1
Output VSWR	0.50 - 1000	—	2.5	—	:1
AC Supply	47 - 63 Hz	85	110/220	265	V

Open load is not recommended, potentially can cause damage. With no load derate max input power by 20 dB
Note: Keep area adjacent to the airvents clear to allow free air flow.

Outline Drawing



Maximum Ratings

Parameter	Ratings
Operating Temperature	0°C to 55°C
Storage Temperature	-40°C to 70°C
Input RF Power (no damage)	+7 dBm

Permanent damage may occur if any of these limits are exceeded.

Outline Dimensions (inch/mm)

A	B	C	D	WT.
15.35	8.27	3.25	3.09	GRAM
389.89	210.06	82.55	78.49	3870

Notes

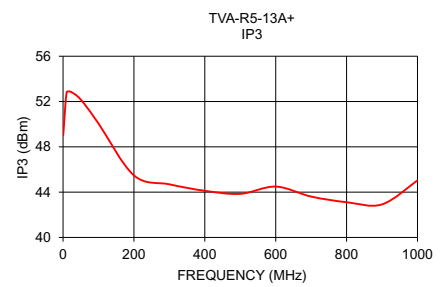
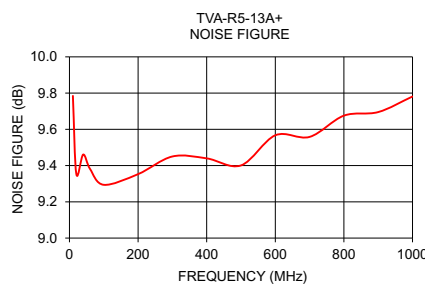
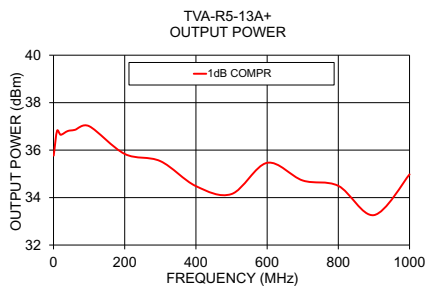
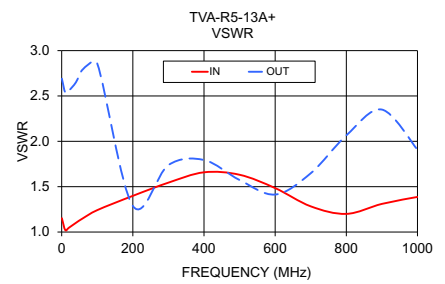
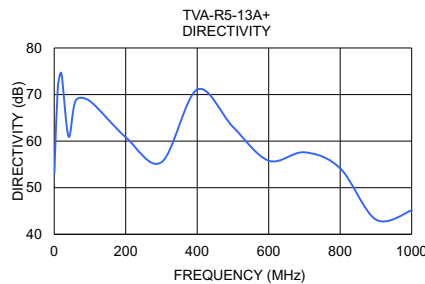
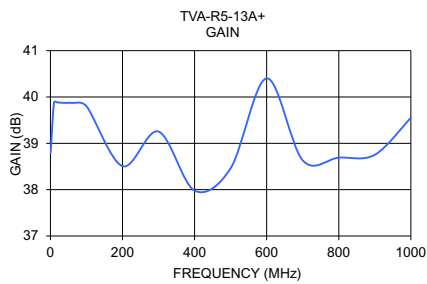
- Performance and quality attributes and conditions not expressly stated in this specification document are intended to be excluded and do not form a part of this specification document.
- Electrical specifications and performance data contained in this specification document are based on Mini-Circuit's applicable established test performance criteria and measurement instructions.
- The parts covered by this specification document are subject to Mini-Circuits standard limited warranty and terms and conditions (collectively, "Standard Terms"); Purchasers of this part are entitled to the rights and benefits contained therein. For a full statement of the Standard Terms and the exclusive rights and remedies thereunder, please visit Mini-Circuits' website at www.minicircuits.com/MCLStore/terms.jsp



www.minicircuits.com P.O. Box 350166, Brooklyn, NY 11235-0003 (718) 934-4500 sales@minicircuits.com

REV. A
M153640
ED15032404
TVA-R5-13A+
200820
Page 2 of 3

FREQUENCY (MHz)	GAIN (dB)	DIRECTIVITY (dB)	VSWR (:1)		NOISE FIGURE (dB)	POUT at 1 dB COMPR. (dBm)	IP3 (dBm)
			IN	OUT			
0.5	38.79	53.12	1.15	2.69	—	35.77	49.02
10	39.88	71.43	1.02	2.54	9.78	36.82	52.79
20	39.88	74.56	1.05	2.56	9.35	36.65	52.88
40	39.87	60.97	1.10	2.65	9.46	36.80	52.49
60	39.87	68.71	1.15	2.80	9.38	36.85	51.79
100	39.80	68.58	1.24	2.86	9.29	37.01	50.06
200	38.51	60.84	1.40	1.29	9.35	35.84	45.48
300	39.25	55.46	1.54	1.74	9.45	35.54	44.69
400	37.98	71.07	1.66	1.79	9.44	34.48	44.12
500	38.46	63.06	1.63	1.57	9.40	34.15	43.85
600	40.40	55.79	1.48	1.41	9.57	35.46	44.49
700	38.63	57.61	1.28	1.65	9.56	34.72	43.61
800	38.69	54.17	1.20	2.07	9.68	34.49	43.11
900	38.75	43.15	1.31	2.35	9.70	33.26	42.92
1000	39.55	45.14	1.39	1.91	9.78	34.98	45.04



Notes

- A. Performance and quality attributes and conditions not expressly stated in this specification document are intended to be excluded and do not form a part of this specification document.
- B. Electrical specifications and performance data contained in this specification document are based on Mini-Circuit's applicable established test performance criteria and measurement instructions.
- C. The parts covered by this specification document are subject to Mini-Circuits standard limited warranty and terms and conditions (collectively, "Standard Terms"); Purchasers of this part are entitled to the rights and benefits contained therein. For a full statement of the Standard Terms and the exclusive rights and remedies thereunder, please visit Mini-Circuits' website at www.minicircuits.com/MCLStore/terms.jsp



Looking for pricing, stock, or lifecycle information?

Click below to explore more details on WIN SOURCE:

 [View TVA-R5-13A+](#) on WIN SOURCE

 [Mini-Circuits](#) Information

Optimize Your Supply Chain with WIN SOURCE Solutions

-  Global Sourcing Solution
-  Obsolete Management
-  Cost Control Management
-  Shortage Management
-  Alternative Solution
-  Excess Inventory Management