



COAXIAL

# High Power Amplifier

## ZHL-100W-272+

50Ω 100W 700 to 2700 MHz

### THE BIG DEAL

- High Output Power, 100W typ.
- High Gain, 48 dB typ.
- Excellent Reverse Isolation, 89 dB typ.
- Built-in over-temperature protection with temperature alarm



Generic photo used for illustration purposes only

### APPLICATIONS

- Laboratory Test Instrument
- RF Power Stress Test
- EMI and Antenna Testing
- Reliability Testing

Model No.	ZHL-100W-272+
Case Style	BT2247
Connectors	IN, SMA-F, OUT, N-TYPE-F, D-SUB, MALE

**+RoHS Compliant**  
 The +Suffix identifies RoHS Compliance.  
 See our website for methodologies and qualifications

### PRODUCT OVERVIEW

The ZHL-100W-272+ is a high power amplifier module supply which can be used for a wide variety of laboratory testing applications. This rugged amplifier is capable of amplifying signals up to 100W output power over its entire operating frequency range of 700 – 2700 MHz. Built-in safety features include over-temperature protection. The amplifier's output stage is further protected in the event of a fault condition, allowing high power operation for up to 5 minutes into an OPEN or SHORT load (refer to the maximum input power specifications), preventing amplifier damage and providing excellent reliability.

### KEY FEATURES

Feature	Advantages
Wide Frequency Range	700 – 2700 MHz frequency range covers popular wireless communications, SATCOM and radar bands in a single instrument, useful for many test applications.
100W Output Power	Supports high power test applications such as EMI, max power handling, and reliability testing
High Gain	48 dB typical gain allows the ZHL-100W-272+ to be driven to full output power with nearly all commercially available signal generators
High Reverse Isolation	Isolates load reflections to protect sensitive signal sources from potential damage and performance variation due to load pulling
Built-in Protection	The unit shuts OFF when the internal amplifier reaches a set temperature of 85±5°C, preventing damage to the amplifier and providing added reliability.

REV. B  
 ECO-017949  
 ZHL-100W-272+  
 MCL NY  
 230509





COAXIAL

# High Power Amplifier

## ZHL-100W-272+

Mini-Circuits

50Ω 100W 700 to 2700 MHz

### ELECTRICAL SPECIFICATIONS AT 25°C

Parameter	Condition (MHz)	Min.	Typ.	Max.	Units
Frequency Range		700	—	2700	MHz
Gain	700 - 2700	45	48	—	dB
Gain Flatness	700 - 2700	—	±1.7	±2.1	dB
Output Power at 1dB compression	700 - 2700	—	+49	—	dBm
Output Power at 3dB compression	700 - 2700	+48	+50.6	—	dBm
Noise Figure	700 - 2700	—	8.2	10	dB
Output third order intercept point	700 - 2700	—	+50	—	dBm
Input VSWR	700 - 2700	—	1.5	—	:1
Output VSWR	700 - 2700	—	1.5	—	:1
DC Supply Voltage	DC	28	30	32	V
Supply Current	DC	—	12	16	A

### ABSOLUTE MAXIMUM RATINGS<sup>1</sup>

Parameter	Ratings
Operating Ambient Temperature	0°C to +40°C
Storage Temperature	-20°C to +70°C
DC Voltage	+32V
Input RF Power (no damage)	+7 dBm <sup>2</sup> -3 dBm <sup>3</sup>

- Specifications apply to CW signals only permanent damage may occur if any of these limits are exceeded.
- Into 50 ohm load
- Into open or short load, for up to 5 minutes.

### D-SUB MALE CONNECTOR PIN CONNECTIONS\*

Pin #	Description
1,2,5,6,7	No Connection
3	TEMP. Alarm (TTL High)
4	+5V (max. 100mA)
8,9	Ground

\*Each amplifier will come with additional D-sub female connector for mating with amplifier.



COAXIAL

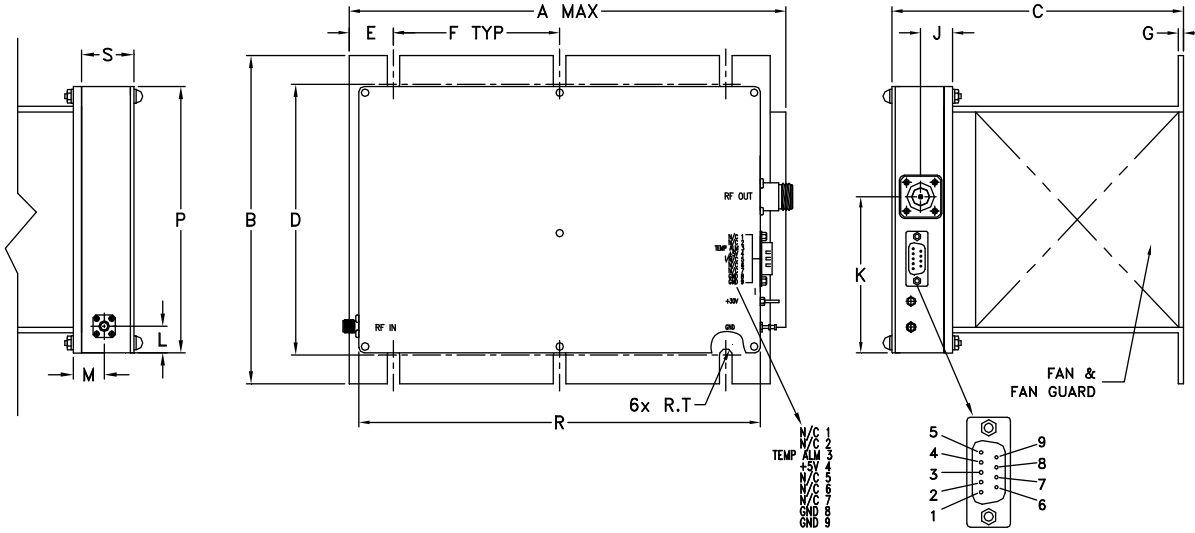
# High Power Amplifier

## ZHL-100W-272+

Mini-Circuits

50Ω 100W 700 to 2700 MHz

### OUTLINE DRAWING



### OUTLINE DIMENSIONS (Inch mm)

A	B	C	D	E	F	G	J	K	L	M	P	R	S	T	wt
9.85	7.3	6.6	6.00	.98	3.75	.13	.72	3.46	.59	.70	5.91	9.06	1.18	.135	grams
250.19	185.42	167.64	152.40	24.89	95.25	3.30	18.29	87.88	14.99	17.78	150.11	230.12	29.97	3.43	5350



COAXIAL

# High Power Amplifier

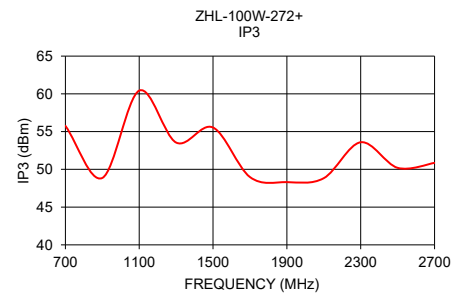
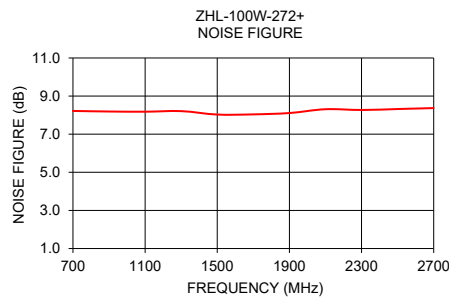
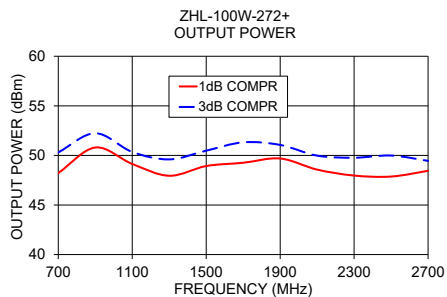
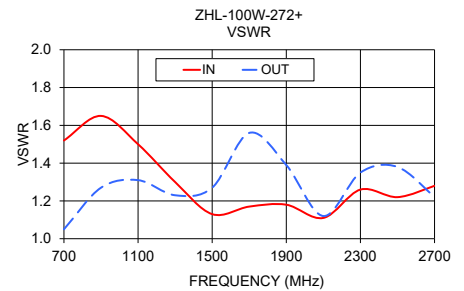
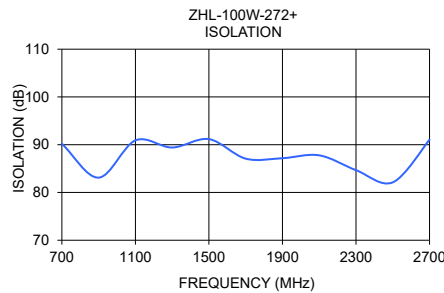
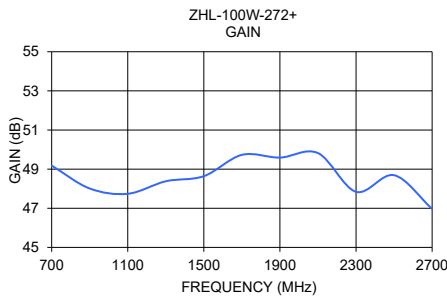
## ZHL-100W-272+

Mini-Circuits

50Ω 100W 700 to 2700 MHz

### TYPICAL PERFORMANCE DATA

FREQUENCY (MHz)	GAIN (dB)	ISOLATION (dB)	VSWR (:1)		POUT at 1 dB COMPR. (dBm)	POUT at 3 dB COMPR. (dBm)	NOISE FIGURE (dB)	IP3 (dBm)
			IN	OUT				
700	49.2	90.2	1.5	1.1	48.2	50.3	8.2	55.8
900	48.0	83.1	1.7	1.3	50.8	52.2	8.2	48.9
1100	47.7	90.9	1.5	1.3	49.1	50.4	8.2	60.4
1300	48.4	89.4	1.3	1.2	48.0	49.6	8.2	53.6
1500	48.6	91.2	1.1	1.3	48.9	50.5	8.0	55.5
1700	49.7	87.1	1.2	1.6	49.3	51.3	8.0	49.0
1900	49.6	87.2	1.2	1.4	49.7	51.1	8.1	48.3
2100	49.8	87.8	1.1	1.1	48.6	50.0	8.3	48.8
2300	47.8	84.7	1.3	1.4	48.0	49.8	8.3	53.6
2500	48.7	82.1	1.2	1.4	47.9	50.0	8.3	50.2
2700	47.0	91.1	1.3	1.2	48.5	49.5	8.4	50.9



### NOTES

- A. Performance and quality attributes and conditions not expressly stated in this specification document are intended to be excluded and do not form a part of this specification document.
- B. Electrical specifications and performance data contained in this specification document are based on Mini-Circuit's applicable established test performance criteria and measurement instructions.
- C. The parts covered by this specification document are subject to Mini-Circuits standard limited warranty and terms and conditions (collectively, "Standard Terms"); Purchasers of this part are entitled to the rights and benefits contained therein. For a full statement of the standard terms and the exclusive rights and remedies thereunder, please visit Mini-Circuits' website at [www.minicircuits.com/terms/viewterm.html](http://www.minicircuits.com/terms/viewterm.html)



## Looking for pricing, stock, or lifecycle information?

Click below to explore more details on WIN SOURCE:

 [View ZHL-100W-272+ on WIN SOURCE](#)

 [Mini-Circuits Information](#)

## Optimize Your Supply Chain with WIN SOURCE Solutions

-  Global Sourcing Solution
-  Obsolete Management
-  Cost Control Management
-  Shortage Management
-  Alternative Solution
-  Excess Inventory Management