

Coaxial

Wideband Amplifier

ZX60-V83-S+

50Ω 20 to 4700 MHz

The Big Deal

- Wideband
- High dynamic range:
 - +17dBm P1dB compression
 - +30dBm Output IP3



CASE STYLE: GC957

Product Overview

The ZX60-V83-S+ (RoHS compliant) is a very compact wideband amplifier covering 20 to 4700MHz with 17dB gain (at 2GHz). Housed in a rugged, cost effective unibody chassis, this amplifier supports a wide variety of applications requiring moderate power output, low distortion and 50 ohm matched input/output ports.

Key Features

Feature	Advantages
Ultra Wide band high dynamic range	The ZX60-V83-S+ covers a wide spectrum of application frequencies from VHF through 'S' band. When combined with the output power and IP3, this amplifier supports a broad array of systems and test applications.
Well Matched input / output ports	With typical input VSWR of 1.2:1 and output VSWR of 1.5:1 at 1GHz, the ZX60-V83-S+ can be used in cascade with many components and maintain minimal interaction or reflections.
Very small size, 0.75" x 0.75"	The unique unibody construction enables the ZX60-V83-S+ to be used in compact designs.
Unconditionally stable	No adverse effects due to loading of the input and output ports.

Notes

- A. Performance and quality attributes and conditions not expressly stated in this specification document are intended to be excluded and do not form a part of this specification document.
B. Electrical specifications and performance data contained in this specification document are based on Mini-Circuit's applicable established test performance criteria and measurement instructions.
C. The parts covered by this specification document are subject to Mini-Circuits standard limited warranty and terms and conditions (collectively, "Standard Terms"); Purchasers of this part are entitled to the rights and benefits contained therein. For a full statement of the Standard Terms and the exclusive rights and remedies thereunder, please visit Mini-Circuits' website at www.minicircuits.com/MCLStore/terms.jsp



www.minicircuits.com P.O. Box 350166, Brooklyn, NY 11235-0003 (718) 934-4500 sales@minicircuits.com

Wideband Amplifier

ZX60-V83-S+

50Ω 20 to 4700 MHz

Features

- Wideband, 20 to 4700 MHz
- Output power at 1dB compression, +17 dBm typ.
- Good output IP3, 30 dBm typ.
- Good VSWR
- Unconditionally stable
- Protected by US patents 6,790,049 & 6,943,629

Applications

- Base station infrastructure
- CATV & DBS
- MMDS & wireless LAN
- LTE
- Buffer amplifier
- PCS
- Test equipment



Case Style: GC957
 Connectors Model
SMA ZX60-V83-S+

+RoHS Compliant

The +Suffix identifies RoHS Compliance. See our web site for RoHS Compliance methodologies and qualifications

Electrical Specifications at 25°C

Parameter	Condition (MHz)	Min.	Typ.	Max.	Units
Frequency Range		20		4700	MHz
Gain	100	18.0	20.0	22.0	dB
	1000		19.0		
	2000	15.0	16.8	18.5	
	3000		15.0		
	4000	11.5	13.5	15.0	
	4700		12.3		
Output Power at 1dB compression	100	15.0	17.0		dBm
	1000	15.0	17.0		
	2000	15.0	17.0		
	3000		17.0		
	4000		18.0		
	4700		17.5		
Noise Figure	100		6.0	7.2	dB
	1000		6.0		
	2000		6.0	7.3	
	3000		6.0		
	4000		6.5		
	4700		6.8		
Output third order intercept point	100		29.5		dBm
	1000		30.0		
	2000	28.0	31.0		
	3000		31.0		
	4000		30.0		
	4700		29.5		
Input VSWR	100		1.10		:1
	1000		1.20		
	2000		1.25	1.6	
	3000		1.30		
	4000		1.20		
	4700		1.30		
Output VSWR	100		1.35		:1
	1000		1.50		
	2000		1.70	2.3	
	3000		1.80		
	4000		1.70		
	4700		1.75		
Active Directivity	20-4700		10		dB
DC Supply Voltage		4.8	5.0	5.2	V
DC Supply Current			72	82	mA

Notes

- A. Performance and quality attributes and conditions not expressly stated in this specification document are intended to be excluded and do not form a part of this specification document.
 B. Electrical specifications and performance data contained in this specification document are based on Mini-Circuit's applicable established test performance criteria and measurement instructions.
 C. The parts covered by this specification document are subject to Mini-Circuits standard limited warranty and terms and conditions (collectively, "Standard Terms"); Purchasers of this part are entitled to the rights and benefits contained therein. For a full statement of the Standard Terms and the exclusive rights and remedies thereunder, please visit Mini-Circuits' website at www.minicircuits.com/MCLStore/terms.jsp

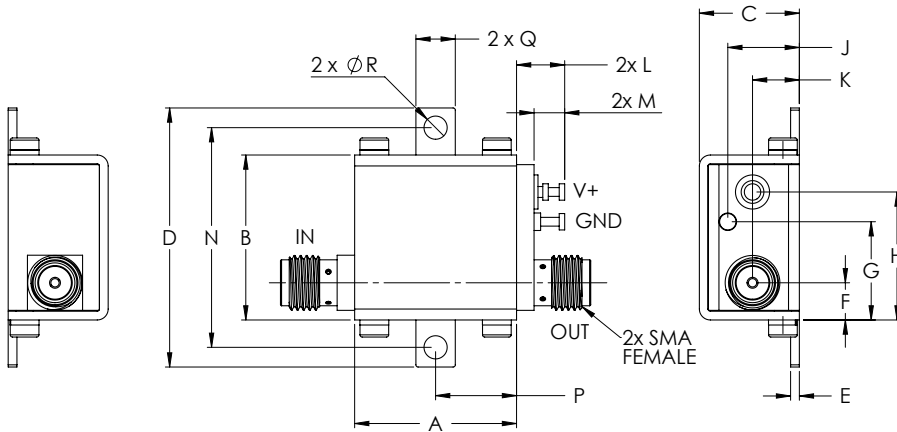


Maximum Ratings

Parameter	Ratings
Operating Temperature	-40°C to 85°C Case
Storage Temperature	-55°C to 100°C
DC Voltage	5.5 V
Input RF Power (no damage)	20 dBm
Power Consumption	740 mW

Permanent damage may occur if any of these limits are exceeded.

Outline Drawing



! NOTE: When soldering the DC connections, caution must be used to avoid overheating the DC terminals. See Application Note [AN-40-10](#).

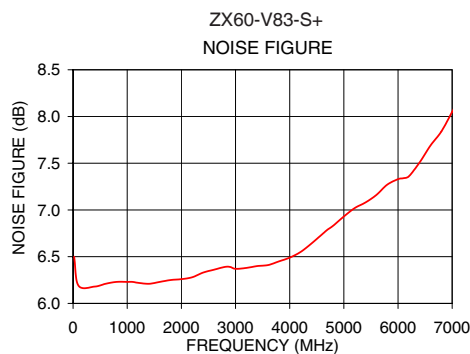
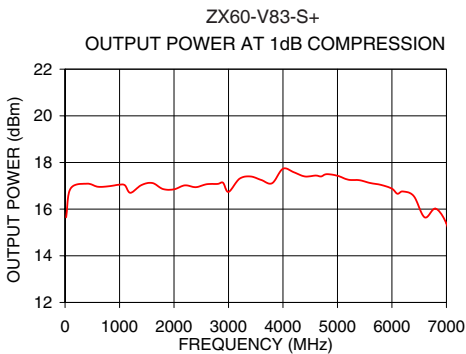
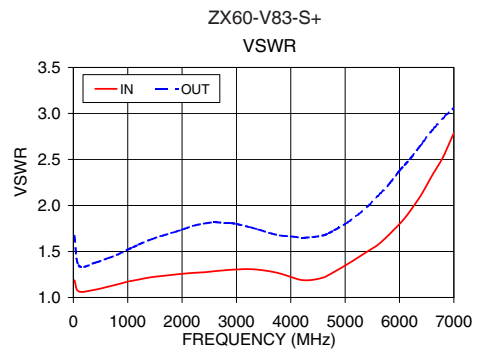
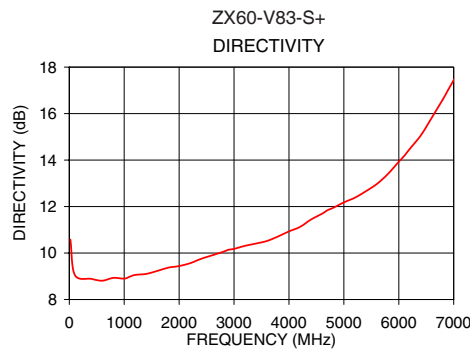
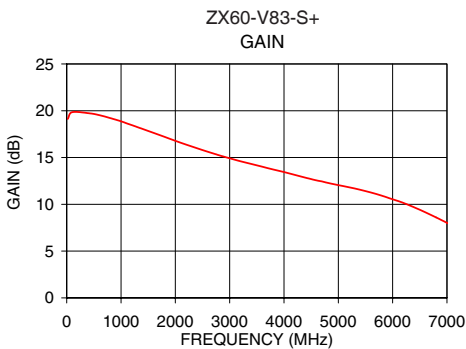
Outline Dimensions (inch/mm)

A	B	C	D	E	F	G	H	J	K	L	M	N	P	Q	R	WT.
																GRAM
.74	.75	.46	1.18	.04	.17	.45	.59	.33	.21	.22	.14	1.00	.37	.18	.106	23.0
18.80	19.05	11.68	29.97	1.02	4.32	11.43	14.99	8.38	5.33	5.59	3.56	25.40	9.40	4.57	2.69	

Notes

- Performance and quality attributes and conditions not expressly stated in this specification document are intended to be excluded and do not form a part of this specification document.
- Electrical specifications and performance data contained in this specification document are based on Mini-Circuit's applicable established test performance criteria and measurement instructions.
- The parts covered by this specification document are subject to Mini-Circuits standard limited warranty and terms and conditions (collectively, "Standard Terms"); Purchasers of this part are entitled to the rights and benefits contained therein. For a full statement of the Standard Terms and the exclusive rights and remedies thereunder, please visit Mini-Circuits' website at www.minicircuits.com/MCLStore/terms.jsp

FREQUENCY (MHz)	GAIN (dB)	DIRECTIVITY (dB)	VSWR IN (:1)	VSWR OUT (:1)	POWER OUT @ 1dB COMPRESSION (dBm)	OUTPUT IP3 (dBm)	NF (dB)
20	19.12	10.58	1.19	1.67	15.65	27.56	6.50
100	19.84	9.06	1.07	1.35	16.88	29.27	6.19
400	19.74	8.89	1.08	1.38	17.09	29.85	6.18
1000	18.87	8.90	1.17	1.52	17.05	28.75	6.23
1200	18.46	9.06	1.19	1.58	16.70	29.46	6.22
1400	18.05	9.10	1.22	1.62	17.03	29.56	6.21
1600	17.63	9.23	1.23	1.66	17.12	29.73	6.23
2000	16.79	9.44	1.26	1.74	16.85	30.55	6.26
2200	16.38	9.56	1.27	1.78	17.02	30.78	6.28
2400	15.99	9.75	1.27	1.80	16.94	31.06	6.33
2600	15.61	9.90	1.29	1.82	17.07	30.55	6.36
3000	14.92	10.18	1.30	1.80	16.74	30.69	6.37
3400	14.31	10.41	1.30	1.74	17.40	30.06	6.40
4000	13.45	10.93	1.22	1.66	17.73	30.03	6.49
4400	12.84	11.44	1.19	1.66	17.40	29.76	6.64
4700	12.44	11.84	1.25	1.70	17.40	29.61	6.79
5000	12.05	12.18	1.35	1.80	17.43	29.49	6.93
6000	10.54	13.93	1.80	2.38	16.88	28.86	7.33
6600	9.15	15.82	2.33	2.82	15.65	28.17	7.69
7000	8.02	17.44	2.78	3.06	15.38	27.77	8.05



Notes

- A. Performance and quality attributes and conditions not expressly stated in this specification document are intended to be excluded and do not form a part of this specification document.
- B. Electrical specifications and performance data contained in this specification document are based on Mini-Circuit's applicable established test performance criteria and measurement instructions.
- C. The parts covered by this specification document are subject to Mini-Circuits standard limited warranty and terms and conditions (collectively, "Standard Terms"); Purchasers of this part are entitled to the rights and benefits contained therein. For a full statement of the Standard Terms and the exclusive rights and remedies thereunder, please visit Mini-Circuits' website at www.minicircuits.com/MCLStore/terms.jsp



Looking for pricing, stock, or lifecycle information?

Click below to explore more details on WIN SOURCE:

 [View ZX60-V83-S+ on WIN SOURCE](#)

 [Mini-Circuits Information](#)

Optimize Your Supply Chain with WIN SOURCE Solutions

-  Global Sourcing Solution
-  Obsolete Management
-  Cost Control Management
-  Shortage Management
-  Alternative Solution
-  Excess Inventory Management