

Coaxial Amplifier

ZKL-2R5+

50Ω Medium Power 10 to 2500 MHz

Features

- wideband, 10 to 2500 MHz
- high IP3, +31 dBm typ.
- low noise, 5 dB typ.
- rugged, shielded case
- protected by US Patent, 6,943,629

Applications

- communication systems
- cellular
- PCS
- GSM/ISM



Generic photo used for illustration purposes only

CASE STYLE: BY493

Connectors	Model
SMA	ZKL-2R5+

+RoHS Compliant

The +Suffix identifies RoHS Compliance. See our web site for RoHS Compliance methodologies and qualifications

Amplifier Electrical Specifications

MODEL NO.	FREQUENCY (MHz)		GAIN (dB)			MAXIMUM POWER (dBm)			DYNAMIC RANGE		VSWR (:1) Typ.		DC POWER	
	f_L	f_U	Typ.	Min.	Flatness Max.	Output (1 dB Compr.)		Input (no damage)	NF (dB) Typ.	IP3 (dBm) Typ.	In	Out	Volt (V) Nom.	Current (mA) Max.
ZKL-2R5+	10	2500	30	26	±1.5	+13	+11	+13	5.0	+31	1.4	1.4	12	120

Open load is not recommended, potentially can cause damage.
With no load derate max input power by 20 dB

L= low range (f_L to $f_U/2$)

U= upper range ($f_U/2$ to f_U)

Maximum Ratings

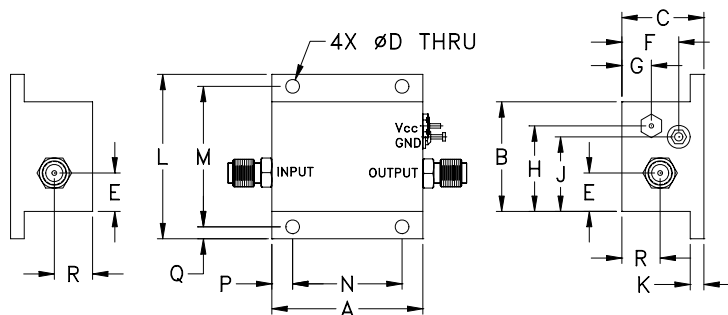
Operating Temperature -40°C to 75°C

Storage Temperature -55°C to 100°C

DC Voltage +13V Max.

Permanent damage may occur if any of these limits are exceeded.

Outline Drawing



Outline Dimensions (inch/mm)

A	B	C	D	E	F	G	H	J	K	L	M	N	P	Q	R	wt
1.38	1.00	.75	.125	.35	.52	.27	.76	.66	.125	1.50	1.281	1.000	.19	.11	.35	grams
35.05	25.40	19.05	3.18	8.89	13.21	6.86	19.30	16.76	3.18	38.10	32.54	25.40	4.83	2.79	8.89	40

Notes

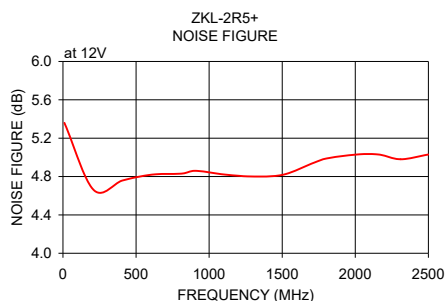
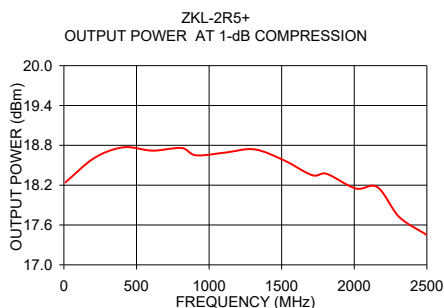
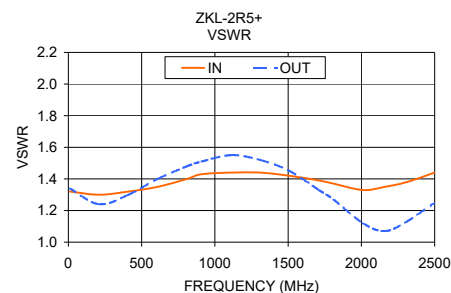
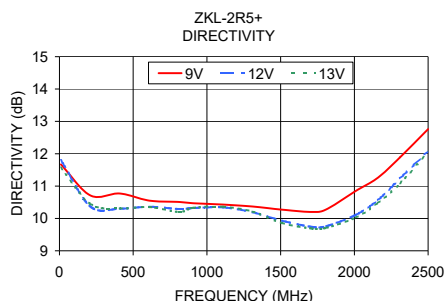
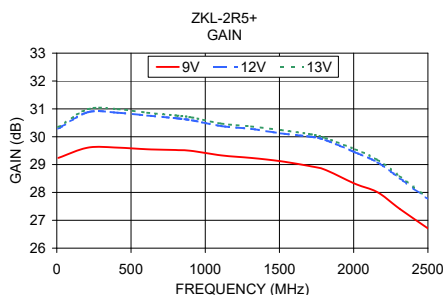
- Performance and quality attributes and conditions not expressly stated in this specification document are intended to be excluded and do not form a part of this specification document.
- Electrical specifications and performance data contained in this specification document are based on Mini-Circuit's applicable established test performance criteria and measurement instructions.
- The parts covered by this specification document are subject to Mini-Circuits standard limited warranty and terms and conditions (collectively, "Standard Terms"); Purchasers of this part are entitled to the rights and benefits contained therein. For a full statement of the Standard Terms and the exclusive rights and remedies thereunder, please visit Mini-Circuits' website at www.minicircuits.com/MCLStore/terms.jsp



www.minicircuits.com P.O. Box 350166, Brooklyn, NY 11235-0003 (718) 934-4500 sales@minicircuits.com

REV. C
M151107
ZKL-2R5+
200508
Page 1 of 2

FREQUENCY (MHz)	GAIN (dB)			DIRECTIVITY (dB)			VSWR (:1)		NOISE FIGURE (dB)	POUT at 1 dB COMPR. (dBm)
	9V	12V	13V	9V	12V	13V	IN	OUT		
10.00	29.24	30.29	30.35	11.67	11.80	11.57	1.32	1.34	5.36	18.24
210.00	29.61	30.88	30.99	10.71	10.37	10.45	1.30	1.24	4.66	18.61
410.00	29.61	30.86	30.99	10.77	10.30	10.31	1.32	1.30	4.76	18.77
610.00	29.55	30.76	30.86	10.55	10.36	10.35	1.35	1.40	4.82	18.72
810.00	29.52	30.66	30.76	10.51	10.29	10.20	1.40	1.48	4.83	18.76
910.00	29.49	30.59	30.69	10.47	10.32	10.33	1.43	1.51	4.86	18.65
1110.00	29.33	30.38	30.47	10.43	10.34	10.36	1.44	1.55	4.82	18.69
1310.00	29.24	30.28	30.37	10.37	10.19	10.21	1.44	1.52	4.80	18.74
1510.00	29.12	30.12	30.24	10.27	9.93	9.86	1.42	1.45	4.82	18.58
1710.00	28.94	30.00	30.09	10.20	9.74	9.69	1.39	1.33	4.94	18.35
1810.00	28.81	29.88	29.95	10.28	9.76	9.71	1.37	1.27	4.99	18.37
2010.00	28.31	29.44	29.55	10.85	10.11	10.03	1.33	1.12	5.03	18.15
2160.00	28.01	29.08	29.17	11.26	10.57	10.48	1.35	1.07	5.03	18.17
2310.00	27.41	28.51	28.59	11.89	11.24	11.09	1.38	1.13	4.98	17.72
2500.00	26.71	27.76	27.82	12.76	12.08	12.05	1.44	1.25	5.03	17.45



Notes

- A. Performance and quality attributes and conditions not expressly stated in this specification document are intended to be excluded and do not form a part of this specification document.
- B. Electrical specifications and performance data contained in this specification document are based on Mini-Circuit's applicable established test performance criteria and measurement instructions.
- C. The parts covered by this specification document are subject to Mini-Circuits standard limited warranty and terms and conditions (collectively, "Standard Terms"); Purchasers of this part are entitled to the rights and benefits contained therein. For a full statement of the Standard Terms and the exclusive rights and remedies thereunder, please visit Mini-Circuits' website at www.minicircuits.com/MCLStore/terms.jsp



Looking for pricing, stock, or lifecycle information?

Click below to explore more details on WIN SOURCE:

 [View ZKL-2R5+ on WIN SOURCE](#)

 [Mini-Circuits Information](#)

Optimize Your Supply Chain with WIN SOURCE Solutions

-  Global Sourcing Solution
-  Obsolete Management
-  Cost Control Management
-  Shortage Management
-  Alternative Solution
-  Excess Inventory Management