

Coaxial

Low Noise Amplifier

ZFL-500LN+

50Ω

0.1 to 500 MHz

Features

- very low noise, 2.9 dB typ.
- good VSWR, 1.5 :1 typ.
- protected by US Patent, 6,943,629

Applications

- VHF/UHF
- small signal amplifier
- communications system



Generic photo used for illustration purposes only

CASE STYLE: Y460

Connectors	Model
SMA	ZFL-500LN+
BNC	ZFL-500LN-BNC+
BRACKET (OPTION "B")	

+RoHS Compliant

The +Suffix identifies RoHS Compliance. See our web site for RoHS Compliance methodologies and qualifications

Low Noise Amplifier Electrical Specifications

MODEL NO.	FREQUENCY (MHz)		NOISE FIGURE (dB)	GAIN (dB)		MAXIMUM POWER (dBm)		INTERCEPT POINT (dBm)	VSWR (:1) Typ.		DC POWER	
	f _L	f _U		Typ.	Min.	Total Range	Output (1 dB Compr.)		Input (no damage)	IP3 Typ.	In	Out
ZFL-500LN+	0.1	500	2.9	24	±0.5	+5	+5	+14	1.5*	1.6	15	60

m = mid range [2 f_L to f_U/2]

*VSWR 1.6:1 max. from 0.1 to 0.2 MHz.

Open load is not recommended, potentially can cause damage.
With no load derate max input power by 20 dB

Maximum Ratings

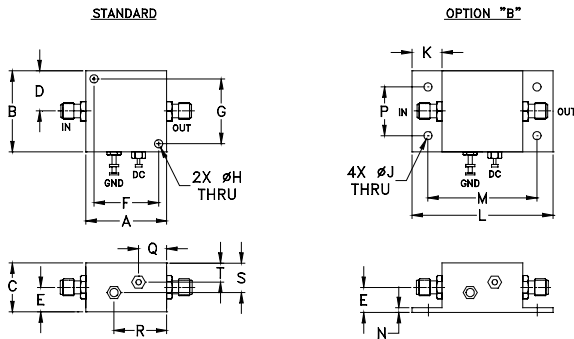
Operating Temperature -20°C to 71°C

Storage Temperature -55°C to 100°C

DC Voltage +17V Max.

Permanent damage may occur if any of these limits are exceeded.

Outline Drawing



Outline Dimensions (inch/mm)

A	B	C	D	E	F	G	H	J	K	L	M	N	P	Q	R	S	T	wt.
1.25	1.25	.75	.63	.36	1.000	1.000	.125	.125	.46	2.18	1.688	.06	.750	.50	.80	.45	.29	grams
31.75	31.75	19.05	16.00	9.14	25.40	25.40	3.18	3.18	11.68	55.37	42.88	1.52	19.05	12.70	20.32	11.43	7.37	38

Notes

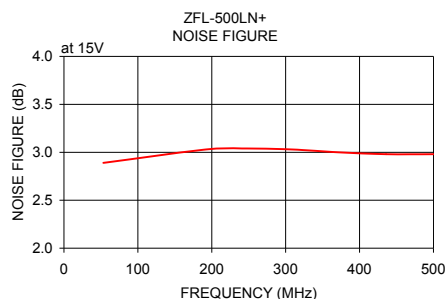
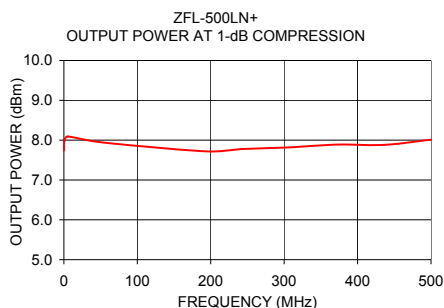
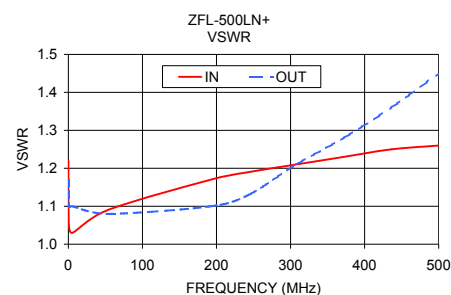
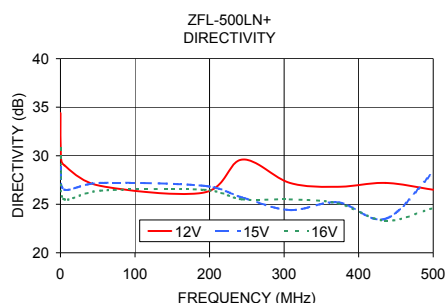
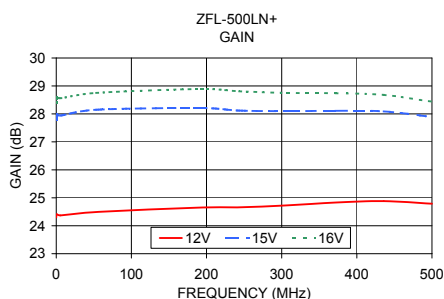
- Performance and quality attributes and conditions not expressly stated in this specification document are intended to be excluded and do not form a part of this specification document.
- Electrical specifications and performance data contained in this specification document are based on Mini-Circuit's applicable established test performance criteria and measurement instructions.
- The parts covered by this specification document are subject to Mini-Circuits standard limited warranty and terms and conditions (collectively, "Standard Terms"); Purchasers of this part are entitled to the rights and benefits contained therein. For a full statement of the Standard Terms and the exclusive rights and remedies thereunder, please visit Mini-Circuits' website at www.minicircuits.com/MCLStore/terms.jsp



www.minicircuits.com P.O. Box 350166, Brooklyn, NY 11235-0003 (718) 934-4500 sales@minicircuits.com

REV. F
M151107
ZFL-500LN+
151005
Page 1 of 2

FREQUENCY (MHz)	GAIN (dB)			DIRECTIVITY (dB)			VSWR (:1)		NOISE FIGURE (dB)	POUT at 1 dB COMPR. (dBm)
	12V	15V	16V	12V	15V	16V	IN	OUT		
0.10	24.30	27.80	28.40	34.40	27.80	30.80	1.22	1.17	—	7.74
0.60	24.41	27.98	28.60	30.00	28.80	28.40	1.05	1.10	—	7.97
5.40	24.37	27.94	28.56	29.00	26.50	25.50	1.03	1.10	—	8.09
53.30	24.49	28.15	28.75	26.90	27.20	26.40	1.09	1.08	2.89	7.94
192.40	24.65	28.21	28.89	26.20	26.90	26.50	1.17	1.10	3.03	7.72
243.60	24.66	28.12	28.81	29.60	25.70	25.50	1.19	1.13	3.04	7.78
307.70	24.73	28.10	28.75	27.20	24.40	25.50	1.21	1.21	3.03	7.82
371.80	24.83	28.11	28.74	26.80	25.20	25.10	1.23	1.28	3.00	7.89
435.90	24.88	28.09	28.68	27.20	23.50	23.30	1.25	1.36	2.98	7.88
500.00	24.79	27.89	28.44	26.50	28.30	24.60	1.26	1.45	2.98	8.01





Notes

- A. Performance and quality attributes and conditions not expressly stated in this specification document are intended to be excluded and do not form a part of this specification document.
- B. Electrical specifications and performance data contained in this specification document are based on Mini-Circuit's applicable established test performance criteria and measurement instructions.
- C. The parts covered by this specification document are subject to Mini-Circuits standard limited warranty and terms and conditions (collectively, "Standard Terms"); Purchasers of this part are entitled to the rights and benefits contained therein. For a full statement of the Standard Terms and the exclusive rights and remedies thereunder, please visit Mini-Circuits' website at www.minicircuits.com/MCLStore/terms.jsp



Looking for pricing, stock, or lifecycle information?

Click below to explore more details on WIN SOURCE:

-  [View ZFL-500LN-BNC+ on WIN SOURCE](#)
-  [Mini-Circuits Information](#)

Optimize Your Supply Chain with WIN SOURCE Solutions

-  Global Sourcing Solution
-  Obsolete Management
-  Cost Control Management
-  Shortage Management
-  Alternative Solution
-  Excess Inventory Management