



COAXIAL WIDEBAND

Medium Power Amplifier

ZVA-183WA-S+ ZVA-183WAX-S+


50Ω 100 MHz to 18 GHz SMA Female

THE BIG DEAL

- Wideband 100 MHz to 18 GHz
- 30dBm Psat typical
- Excellent Gain Flatness, ±1.5dB typical
- Low Noise Figure, 4 dB typical
- Over-Voltage & Reverse Voltage Protection
- Single Supply Voltage of +12 VDC

APPLICATIONS

- Lab use
- Wideband Test and Measurement
- 5G Sub-6 GHz
- Driver Amplifier
- Aerospace and Defense
- Radios, Radars and Satellite Systems
- Industrial, Scientific and Medical



Generic photo used for illustration purposes only

Model No.	ZVA-183WA-S+	ZVA-183WAX-S+
Option	With heatsink	Without heatsink
Case Style	AV2554-3	
Connector	SMA Female	

+RoHS Compliant

The +Suffix identifies RoHS Compliance.
See our website for methodologies and qualifications

PRODUCT OVERVIEW

Mini-Circuits' ZVA-183WA(X)-S+ is a coaxial, wideband RF amplifier capable of operating from 100 MHz to 18 GHz. The design can deliver output power of +30 dBm typical at saturation and +27 dBm typical at 1dB compression, making it an ideal choice for applications requiring a wideband driver amplifier. With a low noise figure of 4 dB typical across a majority of the band, it can be used in test setups that require higher dynamic range. The amplifier incorporates several DC-protection features such as over-voltage, reverse voltage, and in-rush current, that protect the amplifier from damage if mishandled during operation.

KEY FEATURES

Features	Advantages
Ultra-wideband, 100 MHz to 18 GHz	Enables a single amplifier to be used in a wide range of applications.
Low noise and high IP3: <ul style="list-style-type: none"> • NF, 4 dB typical • IP3, +36 dBm typical 	The combination of low noise and high IP3 makes the ZVA-183WA(X)-S+ ideal for use in receiver front ends (RFE) as it gives the user the advantages of sensitivity and two-tone IM performance at both ends of the dynamic range.

**ELECTRICAL SPECIFICATION AT +25 °C (AMBIENT), V_{DD} = +12 V TYPICAL**

Parameter	Condition (MHz)	ZVA-183WA-S+ ZVA-183WAX-S+			Units
		Min.	Typical	Max.	
Frequency Range	-	100	-	18000	MHz
Gain	100 – 6000	22	25	-	dB
	6000 – 18000	20	24	-	
Output Power at 1dB compression	100 – 1000	23.5	27	-	dBm
	1000 – 6000	27	29	-	
	6000 – 18000	25	27.5	-	
Noise Figure	500 – 18000	-	4	-	dB
Output IP3 (output power = 10 dBm/tone)	100 – 6000	-	38	-	dBm
	6000 – 18000	-	36	-	
Input VSWR	100– 18000	-	1.3	-	:1
Output VSWR ¹	100 – 18000	-	1.5	-	:1
DC Supply Voltage	-	11	12	13	V
Supply Current ² (at 12V DC)	-	-	550	950	mA

1. Open and short-circuit loads are not recommended at the amplifier output. Ensure proper 50-ohm load before turning the amplifier "ON"
2. Maximum Supply Current is specified at Saturated Output Power.

ABSOLUTE MAXIMUM RATINGS⁵

Parameter	Ratings
Operating Temperature (Ambient)	-40° C to +50° C
Operating Temperature (Baseplate)	-40° C to +75° C
Storage Temperature	-55° C to +125° C
Total Power Dissipation ³	11 W
RF Input Power ⁴ (CW), VDD=12V	+15 dBm
DC Voltage	+14 V

3. Total Power Dissipation is specified at Saturated Output Power.
4. Specified under matched load to 50 ohms.
5. Continuous operation is not recommended at these extremes. Permanent damage may occur if any of these limits are exceeded.

DETERMINING MAXIMUM THERMAL RESISTANCE OF USERS' EXTERNAL HEAT SINK

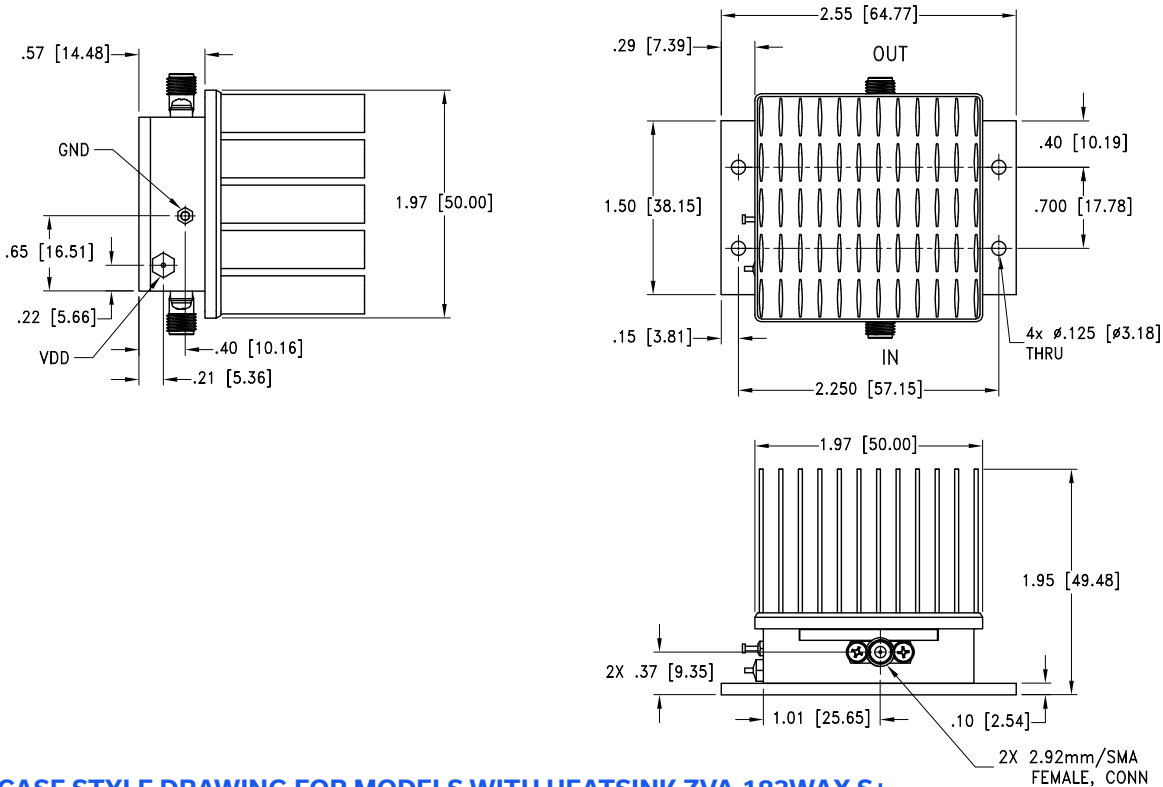
$\text{MAXIMUM THERMAL RESISTANCE} = \frac{\text{MAXIMUM OPERATING CASE TEMP} - \text{MAXIMUM USER AMBIENT TEMP}}{\text{POWER DISSIPATION}}$	
Example:	MAXIMUM OPERATING CASE TEMP = 50 °C (CHECK MAXIMUM RATINGS TABLE FOR THIS VALUE) MAXIMUM USER AMBIENT TEMP = 30 °C (USER DEFINED) POWER DISSIPATION = 10 WATTS (CHECK MAXIMUM RATINGS TABLE FOR THIS VALUE) THEN MAXIMUM ALLOWABLE THERMAL RESISTANCE = 2 °C/W



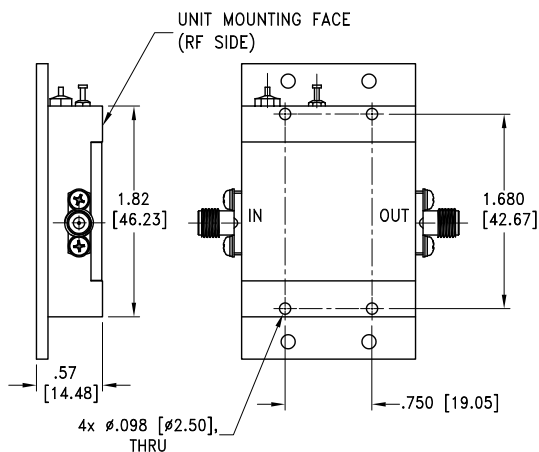
COAXIAL CONNECTIONS

Input	SMA Female
Output	SMA Female

CASE STYLE DRAWING FOR MODELS WITH HEATSINK ZVA-183WA-S+



CASE STYLE DRAWING FOR MODELS WITH HEATSINK ZVA-183WAX-S+

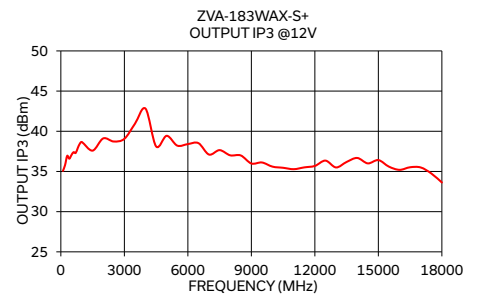
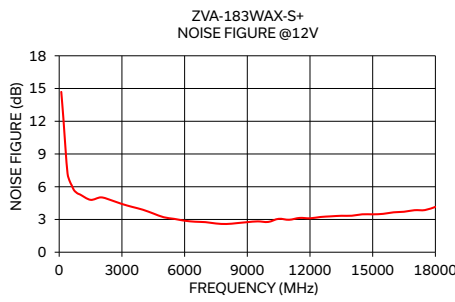
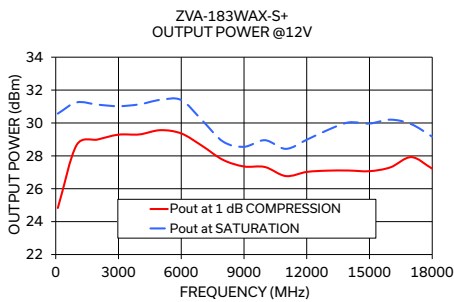
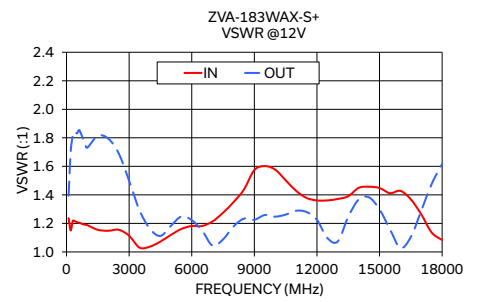
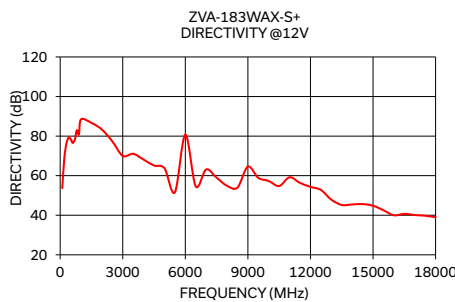
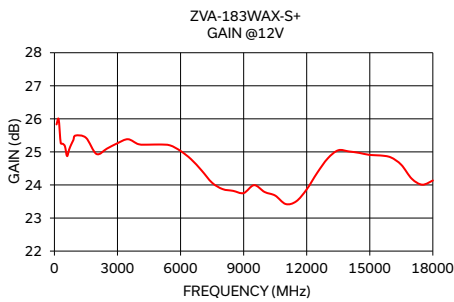


Weight: 455 grams;
 Weight without heatsink: 345 grams;
 Dimensions are in inches [mm]. Tolerances: 2 PL \pm .03; 3 PL \pm .015



TYPICAL PERFORMANCE DATA/GRAPHS

Frequency (MHz)	Gain (dB)	Directivity (dB)	VSWR (:1) 12V		Pout @ 1 dB Compression (dBm)	Pout @ Saturation (dBm)	Output IP3 (dBm)	Noise Figure (dB)
	12V	12V	IN	OUT	12V	12V	12V	12V
100	25.8	53.7	1.2	1.4	24.8	30.6	35.1	14.7
1000	25.5	88.5	1.2	1.7	28.7	31.3	38.7	5.3
2000	24.9	83.3	1.1	1.8	29.0	31.1	39.1	5.0
3000	25.3	70.0	1.1	1.5	29.3	31.0	39.1	4.4
4000	25.2	68.1	1.0	1.2	29.3	31.1	42.8	3.9
5000	25.2	63.7	1.1	1.2	29.6	31.4	39.4	3.2
6000	25.0	80.7	1.2	1.2	29.4	31.4	38.4	2.9
7000	24.4	63.1	1.2	1.0	28.6	30.2	37.1	2.8
8000	23.9	54.9	1.3	1.2	27.8	28.9	37.0	2.6
9000	23.8	64.6	1.6	1.2	27.4	28.6	36.0	2.8
10000	23.8	57.3	1.6	1.2	27.3	29.0	35.6	2.8
11000	23.4	59.2	1.4	1.3	26.8	28.4	35.3	3.0
12000	23.9	54.3	1.4	1.2	27.0	29.0	35.7	3.1
13000	24.8	47.9	1.4	1.1	27.1	29.6	35.5	3.3
14000	25.0	45.4	1.4	1.4	27.1	30.0	36.7	3.3
15000	24.9	44.8	1.4	1.3	27.1	30.0	36.4	3.5
16000	24.8	40.0	1.4	1.0	27.3	30.2	35.2	3.7
17000	24.2	40.1	1.3	1.3	27.9	29.9	35.5	3.8
18000	24.1	39.0	1.1	1.6	27.2	29.2	33.6	4.2



- NOTES**
- A. Performance and quality attributes and conditions not expressly stated in this specification document are intended to be excluded and do not form a part of this specification document.
 - B. Electrical specifications and performance data contained in this specification document are based on Mini-Circuit's applicable established test performance criteria and measurement instructions.
 - C. The parts covered by this specification document are subject to Mini-Circuits standard limited warranty and terms and conditions (collectively, "Standard Terms"); Purchasers of this part are entitled to the rights and benefits contained therein. For a full statement of the standard terms and the exclusive rights and remedies thereunder, please visit Mini-Circuits' website at www.minicircuits.com/terms/viewterm.html

Looking for pricing, stock, or lifecycle information?

Click below to explore more details on WIN SOURCE:

 [View ZVA-183WA-S+ on WIN SOURCE](#)

 [Mini-Circuits Information](#)

Optimize Your Supply Chain with WIN SOURCE Solutions

-  Global Sourcing Solution
-  Obsolete Management
-  Cost Control Management
-  Shortage Management
-  Alternative Solution
-  Excess Inventory Management