

High IP3

Low Noise Amplifier

ZRL-2400LN+

50Ω

1000 to 2400 MHz

Features

- High IP3, +39 dBm typ.
- Low Noise figure, 1.2 dB typ.
- Broadband flat gain response
- Internal voltage regulated
- Over-voltage and transient protected

Applications

- PCS, UMTS, GSM, cellular, wireless data
- Defense communications
- Satellite communications



Generic photo used for illustration purposes only

Case Style: FJ893

Connectors Model

SMA ZRL-2400LN+

+RoHS Compliant

The +Suffix identifies RoHS Compliance. See our web site for RoHS Compliance methodologies and qualifications

Electrical Specifications at 25°C

Parameter	Condition (MHz)	Min.	Typ.	Max.	Units
Frequency Range		1000		2400	MHz
Noise Figure ³	1000 - 1400	—	1.2	2.0	dB
	1400 - 1900	—	1.0	1.4	
	1900 - 2400	—	1.2	1.4	
Gain	1000 - 1400	29	32	—	dB
	1400 - 1900	26	30	—	
	1900 - 2400	24	28	—	
Gain Flatness	1000 - 1400	—	±1.1	±2.0	dB
	1400 - 1900	—	±1.3	±2.2	
	1900 - 2400	—	±1.6	±2.2	
Output Power at 1dB compression	1000 - 1400	21	23	—	dBm
	1400 - 1900	23	24	—	
	1900 - 2400	23	24	—	
Output Power at 3dB compression	1000 - 1400	—	25.3	—	dBm
	1400 - 1900	—	26.0	—	
	1900 - 2400	—	26.0	—	
Output third order intercept point ¹	1000 - 1400	—	+37	—	dBm
	1400 - 1900	—	+39	—	
	1900 - 2400	—	+40	—	
Input VSWR	1000 - 1400	—	1.6	—	:1
	1400 - 1900	—	1.2	—	
	1900 - 2400	—	1.2	—	
Output VSWR	1000 - 1400	—	1.4	—	:1
	1400 - 1900	—	1.2	—	
	1900 - 2400	—	1.2	—	
Active Directivity	1000 - 1400	—	13	—	dB
	1400 - 1900	—	16	—	
	1900 - 2400	—	16	—	
DC Supply Voltage ²		—	12	—	V
Supply Current		—	470	520	mA

1. 1 MHz tone spacing.

2. Unit is internally voltage regulated for 6.5 to 17VDC input voltage range.

3. 2.2 dB max at frequency 1000-1050 MHz.

Maximum Ratings

Parameter	Ratings
Operating Temperature	-40°C to 80°C case -40°C to 60° ambient
Storage Temperature	-55°C to 100°C
DC Voltage	+17V
Input RF Power (no damage)	+10 dBm

Permanent damage may occur if any of these limits are exceeded.

Notes

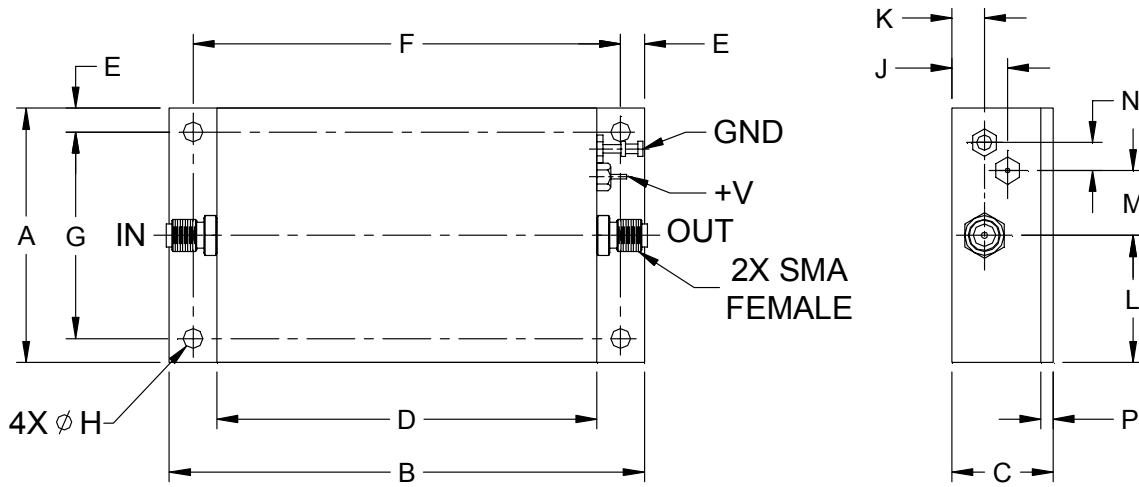
A. Performance and quality attributes and conditions not expressly stated in this specification document are intended to be excluded and do not form a part of this specification document.

B. Electrical specifications and performance data contained in this specification document are based on Mini-Circuit's applicable established test performance criteria and measurement instructions.

C. The parts covered by this specification document are subject to Mini-Circuits standard limited warranty and terms and conditions (collectively, "Standard Terms"); Purchasers of this part are entitled to the rights and benefits contained therein. For a full statement of the Standard Terms and the exclusive rights and remedies thereunder, please visit Mini-Circuits' website at www.minicircuits.com/MCLStore/terms.jsp



Outline Drawing



Outline Dimensions (inch/mm)

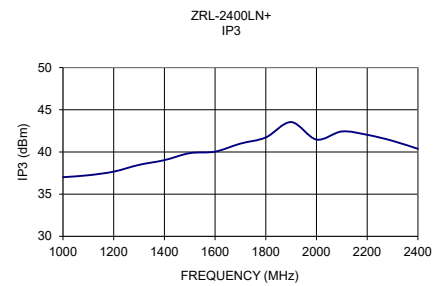
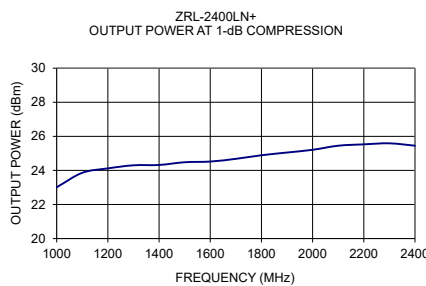
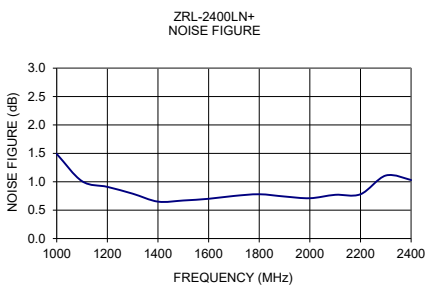
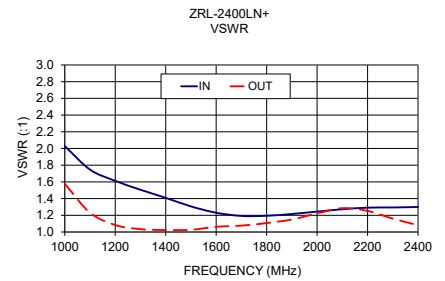
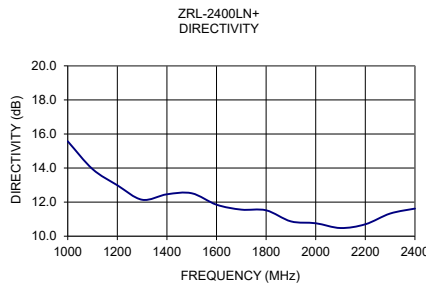
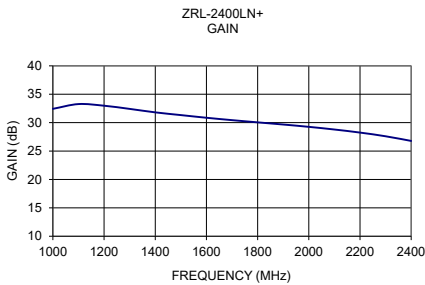
A	B	C	D	E	F	G	H	J	K	L	M	N	P	wt
2.00	3.75	0.80	3.00	0.19	3.374	1.624	0.156	0.44	0.26	1.00	0.51	0.22	0.10	grams
50.80	95.25	20.32	76.20	4.83	85.70	41.25	3.96	11.18	6.60	25.40	12.95	5.59	2.54	135

Notes

- A. Performance and quality attributes and conditions not expressly stated in this specification document are intended to be excluded and do not form a part of this specification document.
- B. Electrical specifications and performance data contained in this specification document are based on Mini-Circuit's applicable established test performance criteria and measurement instructions.
- C. The parts covered by this specification document are subject to Mini-Circuits standard limited warranty and terms and conditions (collectively, "Standard Terms"); Purchasers of this part are entitled to the rights and benefits contained therein. For a full statement of the Standard Terms and the exclusive rights and remedies thereunder, please visit Mini-Circuits' website at www.minicircuits.com/MCLStore/terms.jsp



FREQUENCY (MHz)	GAIN (dB)	DIRECTIVITY (dB)	VSWR (:1)		NOISE FIGURE (dB)	POUT at 1dB COMPR. (dBm)	OUTPUT IP3 (dBm)
	12V	12V	IN	OUT	12V	12V	12V
1000.00	32.43	15.57	2.03	1.58	1.49	23.01	37.01
1100.00	33.27	13.94	1.75	1.23	1.01	23.86	37.24
1200.00	32.98	12.99	1.61	1.08	0.91	24.12	37.67
1300.00	32.42	12.14	1.51	1.03	0.79	24.30	38.47
1400.00	31.81	12.46	1.41	1.02	0.65	24.32	39.03
1500.00	31.33	12.52	1.31	1.03	0.67	24.48	39.86
1600.00	30.86	11.85	1.23	1.06	0.70	24.52	40.04
1700.00	30.44	11.56	1.19	1.08	0.75	24.68	40.99
1800.00	30.05	11.52	1.19	1.11	0.78	24.89	41.72
1900.00	29.67	10.87	1.22	1.15	0.74	25.05	43.54
2000.00	29.26	10.76	1.24	1.22	0.71	25.21	41.47
2100.00	28.79	10.48	1.27	1.29	0.77	25.45	42.43
2200.00	28.25	10.70	1.29	1.25	0.78	25.53	42.03
2300.00	27.60	11.33	1.29	1.16	1.11	25.59	41.32
2400.00	26.78	11.62	1.30	1.08	1.03	25.45	40.37



Notes

- A. Performance and quality attributes and conditions not expressly stated in this specification document are intended to be excluded and do not form a part of this specification document.
- B. Electrical specifications and performance data contained in this specification document are based on Mini-Circuit's applicable established test performance criteria and measurement instructions.
- C. The parts covered by this specification document are subject to Mini-Circuits standard limited warranty and terms and conditions (collectively, "Standard Terms"); Purchasers of this part are entitled to the rights and benefits contained therein. For a full statement of the Standard Terms and the exclusive rights and remedies thereunder, please visit Mini-Circuits' website at www.minicircuits.com/MCLStore/terms.jsp



Looking for pricing, stock, or lifecycle information?

Click below to explore more details on WIN SOURCE:

 [View ZRL-2400LN+ on WIN SOURCE](#)

 [Mini-Circuits Information](#)

Optimize Your Supply Chain with WIN SOURCE Solutions

-  Global Sourcing Solution
-  Obsolete Management
-  Cost Control Management
-  Shortage Management
-  Alternative Solution
-  Excess Inventory Management