



COAXIAL

Low Noise Amplifier

ZX60-P162LN+

Mini-Circuits

50Ω 0.7 to 1.6 GHz SMA Female

THE BIG DEAL

- Ultra Low Noise Figure, 0.5 dB typ.
- High Dynamic Range
- Protected by US patent 6,790,049

APPLICATIONS

- Base station infrastructure
- Portable wireless
- GPS
- GSM
- Airborne radar



Generic photo used for illustration purposes only

Model No.	ZX60-P162LN+
Case Style	GC957-2
Connectors	SMA Female

+RoHS Compliant

The +Suffix identifies RoHS Compliance. See our website for methodologies and qualifications

PRODUCT OVERVIEW

The ZX60-P162LN+ (RoHS compliant) uses Mini-Circuits' E-pHEMT technology to offer ultra low noise figure over a broad frequency range and high IP3. Housed in a rugged, cost effective unibody chassis, this amplifier supports a wide variety of applications requiring moderate power output, low distortion and 50 ohm matched input/output ports.

KEY FEATURES

Feature	Advantages
Ultra Low Noise Figure, 0.5 dB at 1GHz	Outstanding world class noise figure performance.
High IP3 vs. DC power consumption +29.9 dBm typical at 1 GHz	Combining Low Noise and High IP3 makes this model ideal for use in Low Noise Receiver Front End (RFE)
Max. Input Power, +25 dBm	Ruggedized design operates to high input powers often seen at receiver inputs.
Very Small Size, 0.75" x 0.75"	The unique unibody size and construction enable the ZX60-P162LN+ to be used in extremely compact connectorized applications.





COAXIAL

Low Noise Amplifier

ZX60-P162LN+

Mini-Circuits

50Ω 0.7 to 1.6 GHz SMA Female

ELECTRICAL SPECIFICATIONS AT 25°C AND +4.0V, UNLESS NOTED OTHERWISE

Parameter	Condition (GHz)	Min.	Typ.	Max.	Units
Frequency Range		0.7		1.6	GHz
Noise Figure	0.7	-	0.65	0.95	dB
	0.8		0.47		
	1.0		0.52		
	1.3		0.56		
	1.6		0.74		
Gain	0.7	20.9	24.1	24.5	dB
	0.8		23.8		
	1.0		22.5		
	1.3		20.5		
	1.6		18.5		
Output Power at 1dB Compression	0.7	17.5	19.2	-	dBm
	0.8		19.9		
	1.0		19.9		
	1.3		19.7		
	1.6		19.5		
Output IP3	0.7	28.0	29.0	-	dBm
	0.8		29.8		
	1.0		29.9		
	1.3		30.2		
	1.6		29.6		
Input VSWR	0.7		2.18		:1
	0.8		1.63		
	1.0		1.19		
	1.3		1.23		
	1.6		1.39		
Output VSWR	0.7		1.57		:1
	0.8		1.42		
	1.0		1.38		
	1.3		1.65		
	1.6		2.11		
Active Directivity (Isolation-Gain)	0.7 - 1.6		8.0		dB
DC Supply Voltage		3.8	4.0	4.2	V
Supply Current		44	52	60	mA

ABSOLUTE MAXIMUM RATINGS

Parameter	Ratings
Operating Temperature	-40°C to 85°C Case
Storage Temperature	-55°C to 100°C
DC Voltage	+5.5V
Input RF Power (no damage) Vd=4V	+25 dBm
Power Consumption	0.55W

Permanent damage may occur if any of these limits are exceeded.





COAXIAL

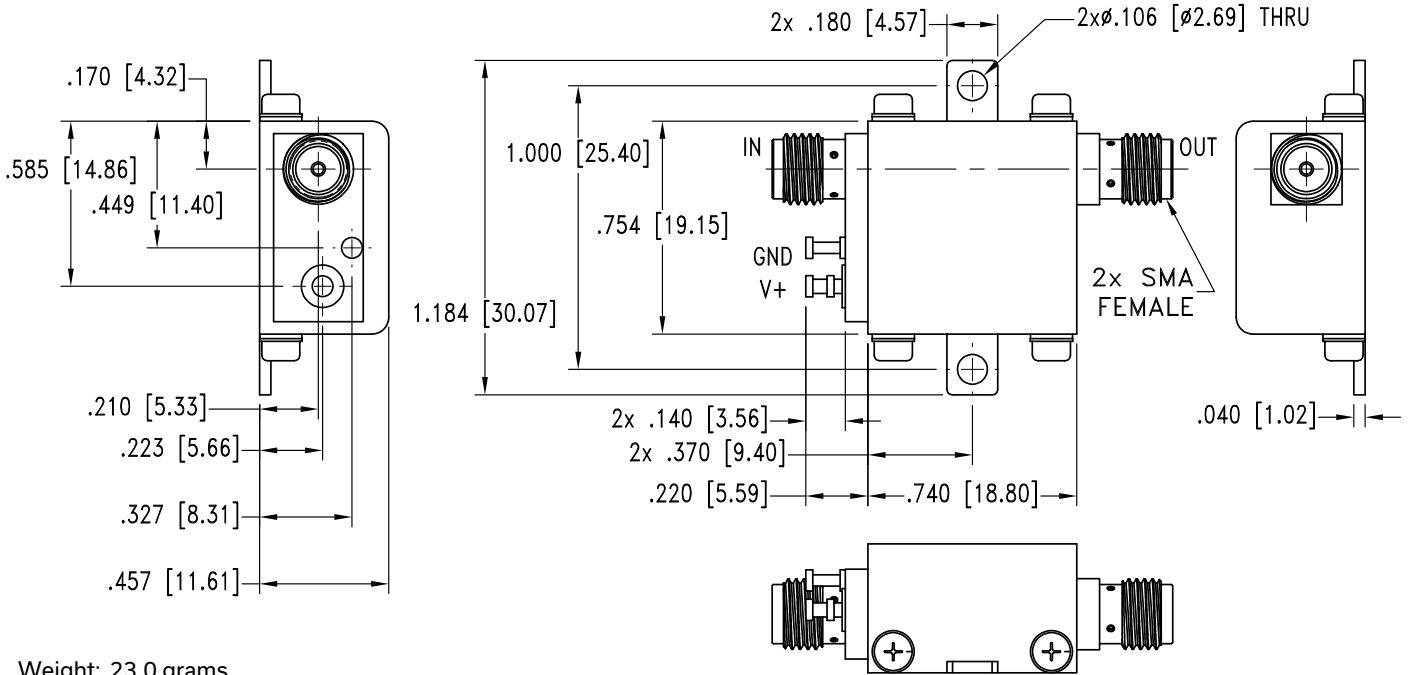
Low Noise Amplifier

ZX60-P162LN+

Mini-Circuits

50Ω 0.7 to 1.6 GHz SMA Female

OUTLINE DRAWING



Weight: 23.0 grams

Dimensions are in inches [mm]. Tolerances: 2 Pl. ±.03; 3 Pl. ±.015 Inches

NOTE: When soldering the DC connections, caution must be used to avoid overheating the DC terminal. See Application Note. [AN-40-010](#).



COAXIAL

Low Noise Amplifier

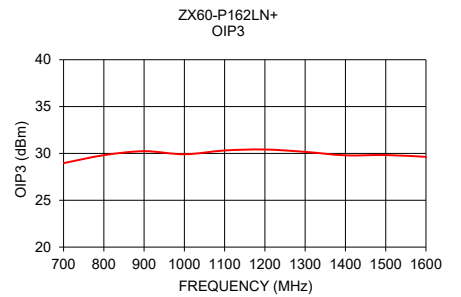
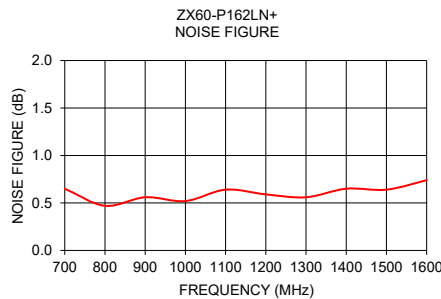
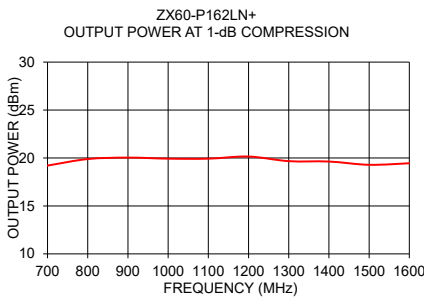
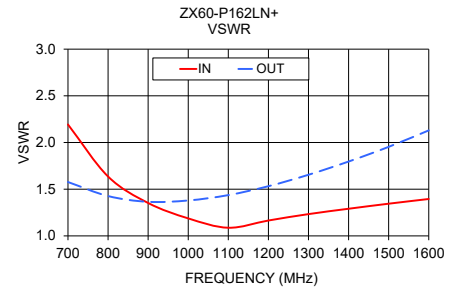
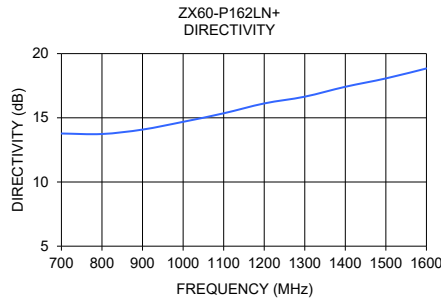
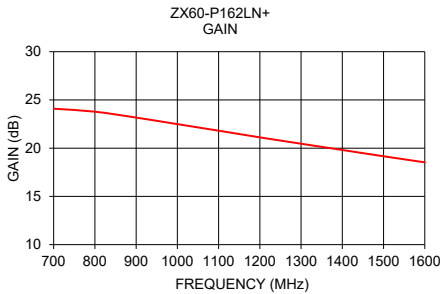
ZX60-P162LN+

Mini-Circuits

50Ω 0.7 to 1.6 GHz SMA Female

TYPICAL PERFORMANCE DATA/CURVES

Frequency (MHz)	Gain (dB)	Directivity (dB)	VSWR (:1)		Power Out @ 1 dB COMPR. (dBm)	Noise Figure (dB)	Output IP3 (dBm)
			IN	OUT			
700.00	24.09	13.78	2.19	1.58	19.2	0.7	29.0
800.00	23.78	13.74	1.64	1.43	19.9	0.5	29.8
900.00	23.17	14.08	1.35	1.37	20.0	0.6	30.2
1000.00	22.49	14.69	1.19	1.38	19.9	0.5	29.9
1100.00	21.81	15.35	1.09	1.44	19.9	0.6	30.3
1200.00	21.12	16.12	1.16	1.53	20.2	0.6	30.4
1300.00	20.46	16.65	1.23	1.65	19.7	0.6	30.2
1400.00	19.81	17.42	1.29	1.80	19.6	0.7	29.8
1500.00	19.16	18.07	1.34	1.95	19.3	0.6	29.8
1600.00	18.53	18.84	1.40	2.13	19.5	0.7	29.6



- NOTES**
- A. Performance and quality attributes and conditions not expressly stated in this specification document are intended to be excluded and do not form a part of this specification document.
 - B. Electrical specifications and performance data contained in this specification document are based on Mini-Circuit's applicable established test performance criteria and measurement instructions.
 - C. The parts covered by this specification document are subject to Mini-Circuits standard limited warranty and terms and conditions (collectively, "Standard Terms"); Purchasers of this part are entitled to the rights and benefits contained therein. For a full statement of the standard. Terms and the exclusive rights and remedies thereunder, please visit Mini-Circuits' website at www.minicircuits.com/terms/viewterm.html



Looking for pricing, stock, or lifecycle information?

Click below to explore more details on WIN SOURCE:

 [View ZX60-P162LN+ on WIN SOURCE](#)

 [Mini-Circuits Information](#)

Optimize Your Supply Chain with WIN SOURCE Solutions

-  Global Sourcing Solution
-  Obsolete Management
-  Cost Control Management
-  Shortage Management
-  Alternative Solution
-  Excess Inventory Management