

Coaxial

Wideband Amplifier

ZX60-V82-S+

50Ω 20 to 6000 MHz

The Big Deal

- Ultra wideband
- High dynamic range:
 - +19dBm P1dB compression
 - +35dBm Output IP3



CASE STYLE: GC957

Product Overview

The ZX60-V82-S+ (RoHS compliant) is a very compact wideband amplifier covering 20 to 6000MHz with 13.5dB gain (at 2GHz). Housed in a rugged, cost effective unibody chassis, this amplifier supports a wide variety of applications requiring moderate power output, low distortion and 50 ohm matched input/output ports.

Key Features

Feature	Advantages
Ultra Wide band high dynamic range	The ZX60-V82-S+ covers a wide spectrum of application frequencies from VHF through 'C' band. When combined with the output power and IP3, this amplifier supports a broad array of systems and test applications.
Well Matched input / output ports	With typical input VSWR of 1.3:1 and output VSWR of 1.5:1 at 2GHz, the ZX60-V82-S+ can be used in cascade with many components and maintain minimal interaction or reflections.
Very small size, 0.75" x 0.75"	The unique unibody construction enables the ZX60-V82-S+ to be used in compact designs.
Unconditionally stable	No adverse effects due to loading of the input and output ports.

Notes

- Performance and quality attributes and conditions not expressly stated in this specification document are intended to be excluded and do not form a part of this specification document.
- Electrical specifications and performance data contained in this specification document are based on Mini-Circuit's applicable established test performance criteria and measurement instructions.
- The parts covered by this specification document are subject to Mini-Circuits standard limited warranty and terms and conditions (collectively, "Standard Terms"); Purchasers of this part are entitled to the rights and benefits contained therein. For a full statement of the Standard Terms and the exclusive rights and remedies thereunder, please visit Mini-Circuits' website at www.minicircuits.com/MCLStore/terms.jsp



Wideband Amplifier

ZX60-V82-S+

50Ω 20 to 6000 MHz

Features

- Wideband, 20 to 6000 MHz
- Output power at 1dB compression, +19 dBm typ.
- Good output IP3, 35 dBm typ.
- Good VSWR
- Unconditionally stable
- Protected by US patents 6,790,049 & 6,943,629

Applications

- Base station infrastructure
- CATV & DBS
- MMDS & wireless LAN
- LTE
- Buffer amplifier
- PCS
- Test equipment



Case Style: GC957

Connectors	Model
SMA	ZX60-V82-S+

+RoHS Compliant

The +Suffix identifies RoHS Compliance. See our web site for RoHS Compliance methodologies and qualifications

Electrical Specifications at 25°C

Parameter	Condition (MHz)	Min.	Typ.	Max.	Units
Frequency Range		20		6000	MHz
Gain	100	13.5	15.2	16.8	dB
	1000		14.7		
	2000	12.0	13.5	15.2	
	3000		12.3		
	4000	9.5	11.4	13.0	
	6000		9.1		
Output Power at 1dB compression	100	17.0	19.0		dBm
	1000	17.5	19.5		
	2000	18.0	20.0		
	3000		19.7		
	4000		19.4		
	6000		17.5		
Noise Figure	100		6.5	8.0	dB
	1000		6.7		
	2000		6.8	8.4	
	3000		6.9		
	4000		7.0		
	6000		7.7		
Output third order intercept point	100		38.5		dBm
	1000		36.5		
	2000	33.0	35.0		
	3000		34.0		
	4000		33.5		
	6000		31.0		
Input VSWR	100		1.10		:1
	1000		1.15		
	2000		1.30	1.5	
	3000		1.30		
	4000		1.30		
	6000		1.70		
Output VSWR	100		1.30		:1
	1000		1.40		
	2000		1.50	1.9	
	3000		1.70		
	4000		1.70		
	6000		2.30		
Active Directivity	20-6000		11		dB
DC Supply Voltage		4.8	5.0	5.2	V
DC Supply Current			100	120	mA

Notes

- Performance and quality attributes and conditions not expressly stated in this specification document are intended to be excluded and do not form a part of this specification document.
- Electrical specifications and performance data contained in this specification document are based on Mini-Circuit's applicable established test performance criteria and measurement instructions.
- The parts covered by this specification document are subject to Mini-Circuits standard limited warranty and terms and conditions (collectively, "Standard Terms"); Purchasers of this part are entitled to the rights and benefits contained therein. For a full statement of the Standard Terms and the exclusive rights and remedies thereunder, please visit Mini-Circuits' website at www.minicircuits.com/MCLStore/terms.jsp

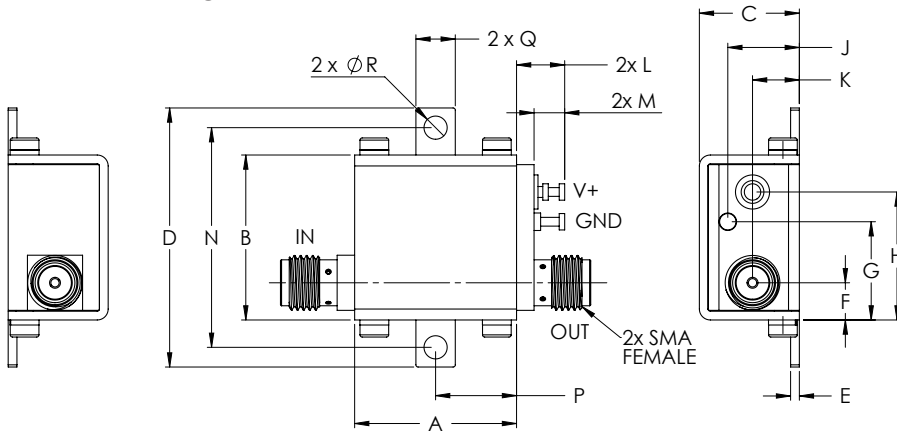


Maximum Ratings

Parameter	Ratings
Operating Temperature	-40°C to 85°C Case
Storage Temperature	-55°C to 100°C
DC Voltage	5.5 V
Input RF Power (no damage)	20 dBm
Power Consumption	840 mW

Permanent damage may occur if any of these limits are exceeded.

Outline Drawing



! NOTE: When soldering the DC connections, caution must be used to avoid overheating the DC terminals. See Application Note [AN-40-10](#).

Outline Dimensions (inch/mm)

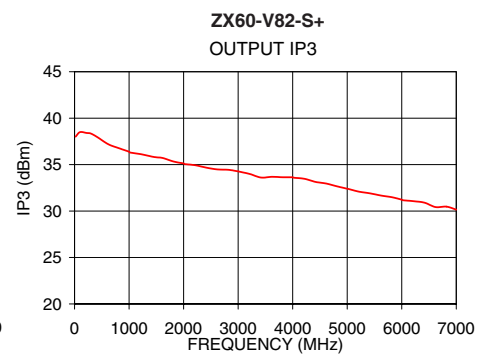
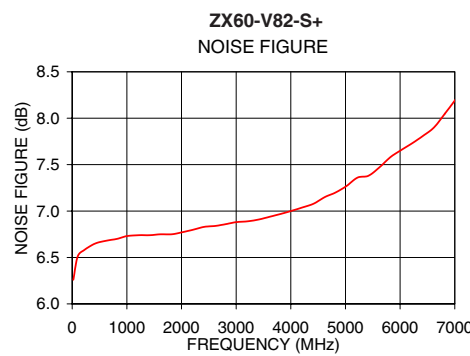
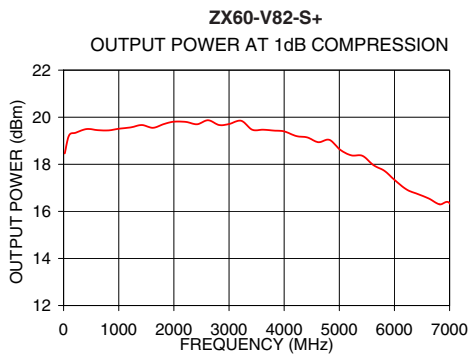
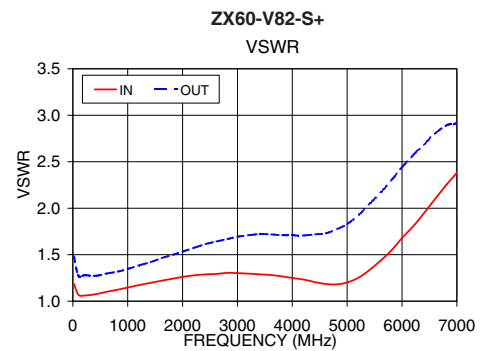
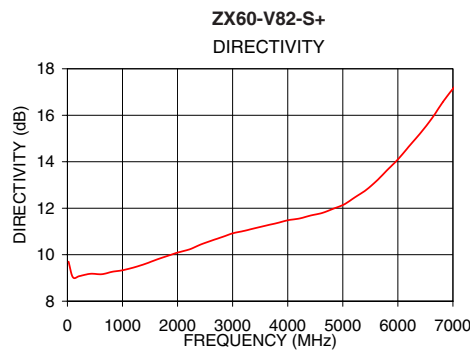
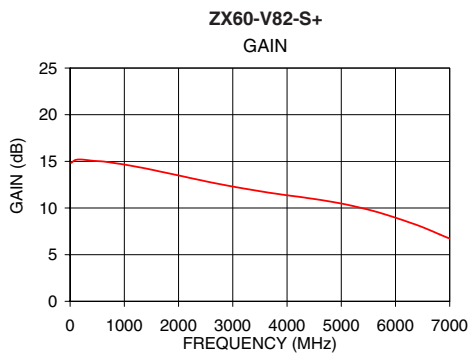
A	B	C	D	E	F	G	H	J	K	L	M	N	P	Q	R	WT.
.74	.75	.46	1.18	.04	.17	.45	.59	.33	.21	.22	.14	1.00	.37	.18	.106	GRAM
18.80	19.05	11.68	29.97	1.02	4.32	11.43	14.99	8.38	5.33	5.59	3.56	25.40	9.40	4.57	2.69	23.0

Notes

- A. Performance and quality attributes and conditions not expressly stated in this specification document are intended to be excluded and do not form a part of this specification document.
- B. Electrical specifications and performance data contained in this specification document are based on Mini-Circuit's applicable established test performance criteria and measurement instructions.
- C. The parts covered by this specification document are subject to Mini-Circuits standard limited warranty and terms and conditions (collectively, "Standard Terms"); Purchasers of this part are entitled to the rights and benefits contained therein. For a full statement of the Standard Terms and the exclusive rights and remedies thereunder, please visit Mini-Circuits' website at www.minicircuits.com/MCLStore/terms.jsp



FREQUENCY (MHz)	GAIN (dB)	DIRECTIVITY (dB)	VSWR IN (:1)	VSWR OUT (:1)	POWER OUT @ 1dB COMPRESSION (dBm)	OUTPUT IP3 (dBm)	NF (dB)
20	14.83	9.70	1.19	1.48	18.46	38.01	6.26
100	15.15	9.03	1.07	1.27	19.23	38.50	6.51
420	15.06	9.18	1.08	1.27	19.50	37.95	6.65
1000	14.66	9.33	1.15	1.35	19.51	36.39	6.73
1220	14.43	9.46	1.18	1.39	19.57	36.12	6.74
1420	14.21	9.61	1.20	1.42	19.67	35.86	6.74
1620	13.96	9.79	1.22	1.46	19.55	35.71	6.75
2000	13.49	10.09	1.26	1.53	19.81	35.12	6.77
2220	13.21	10.23	1.28	1.58	19.80	34.93	6.80
2420	12.97	10.44	1.29	1.61	19.70	34.67	6.83
2620	12.72	10.61	1.29	1.64	19.87	34.48	6.84
3000	12.30	10.92	1.30	1.69	19.71	34.27	6.88
3420	11.88	11.15	1.29	1.72	19.47	33.61	6.91
4000	11.36	11.48	1.25	1.71	19.40	33.64	7.00
4420	11.03	11.69	1.20	1.72	19.14	33.14	7.08
5000	10.48	12.18	1.20	1.83	18.72	32.41	7.27
5420	9.94	12.78	1.34	2.05	18.36	31.90	7.38
6000	8.96	14.10	1.68	2.44	17.34	31.22	7.65
6620	7.66	15.87	2.11	2.81	16.55	30.43	7.90
7000	6.73	17.14	2.38	2.92	16.35	30.15	8.19



Notes

- A. Performance and quality attributes and conditions not expressly stated in this specification document are intended to be excluded and do not form a part of this specification document.
- B. Electrical specifications and performance data contained in this specification document are based on Mini-Circuit's applicable established test performance criteria and measurement instructions.
- C. The parts covered by this specification document are subject to Mini-Circuits standard limited warranty and terms and conditions (collectively, "Standard Terms"); Purchasers of this part are entitled to the rights and benefits contained therein. For a full statement of the Standard Terms and the exclusive rights and remedies thereunder, please visit Mini-Circuits' website at www.minicircuits.com/MCLStore/terms.jsp



Looking for pricing, stock, or lifecycle information?

Click below to explore more details on WIN SOURCE:

 [View ZX60-V82-S+ on WIN SOURCE](#)

 [Mini-Circuits Information](#)

Optimize Your Supply Chain with WIN SOURCE Solutions

-  Global Sourcing Solution
-  Obsolete Management
-  Cost Control Management
-  Shortage Management
-  Alternative Solution
-  Excess Inventory Management