

KMR7 Series

Micro Miniature Tactile Switch for SMT

4.6 x 2.8 mm, with 2.5 mm Height Actuator



Description

The long-lasting KMR7 series microminiature SMT top actuated switch is ideal for industrial, medical and automotive applications which have to be sturdy enough to survive both regular use and continued exposure to the elements. The KMR7 has an excellent tactile feel and is an IP67 rated switch with ultra-low current capabilities.

Features & Benefits

- Watertight IP67
- Standard and long life versions
- No ground pin
- Ultra low current capabilities
- Excellent tactile feel

Applications

- Transportation
- Medical
- Consumer
- Industrial

Specifications

Function	Momentary action
Contact Arrangement	1 make contact = SPST, N.O.
Terminals	Gullwing type for SMT
Tactile Feeling	KMR 7 series with actuation force in 2N - 3N - 4N: $\geq 25\%$ KMR 7 series with actuation force in 1.2N: $\geq 20\%$
Packaging	In reels of 6,000 pieces. External diameter 330 mm \pm 2mm

Electrical Characteristics

	Silver	Gold
Max. Power	1 VA	0.2 VA
Max. Voltage	32 VDC	32 VDC
Min. Voltage	20 mVDC	20 mVDC
Max. Current	50 mA	10 mA
Min. Current	1 mA ¹	1 mA ¹
Dielectric Strength	≥ 250 Vrms	
Contact Resistance	≤ 100 m Ω	
Insulation Resistance	≥ 1 G Ω	
Bounce Time	≤ 3 ms	

Environmental Characteristics

Operating Temperature	-40°C to 85°C	-40°C to 125°C
Storage Temperature	-55°C to 85°C	-55°C to 125°C

Process

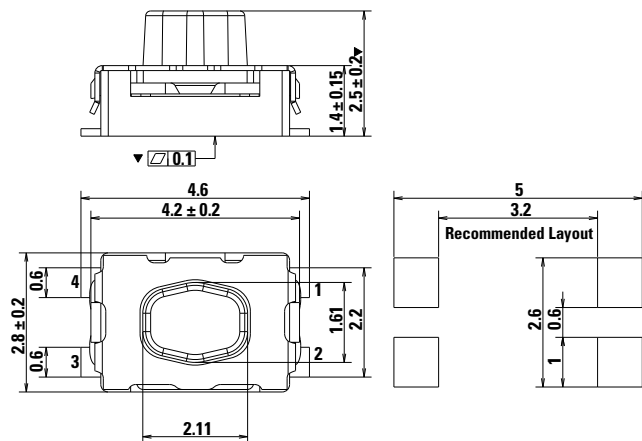
Soldering	Lead free reflow soldering process in accordance with IEC 61760-1.
------------------	--

Notes:

- For ULC version minimum current is 1 μ A at 1.8 VDC
- Specifications listed above are for switches with standard options. For information on specific and custom switches, consult Customer Service Center.

Dimensions (mm)

NG - No Ground Pin



KMR7 Series

Micro Miniature Tactile Switch for SMT

4.6 x 2.8 mm, with 2.5 mm Height Actuator

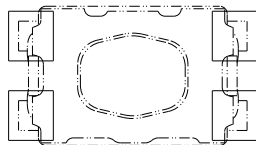
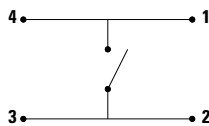


Mechanical Characteristics

Type NG	Operation Force N (grs)	Operating Life (cycles)	Travel (mm)
KMR711NG LFS KMR711NG ULC LFS	1.2 (120) ± 0.30	100,000	0.20 mm ± 0.1
KMR713NG LFG KMR713NG ULC LFG	1.2 (120) ± 0.30	100,000	0.20 mm ± 0.1
KMR721NG LFS KMR721NG ULC LFS	2.0 (200) ± 0.50	100,000	0.25 mm ± 0.1
KMR723NG LFG KMR723NG ULC LFG	2.0 (200) ± 0.50	100,000	0.25 mm ± 0.1
KMR731NG LFS KMR731NG ULC LFS	3.0 (300) ± 0.75	100,000	0.25 mm ± 0.1
KMR732NG LFS KMR732NG ULC LFS	3.0 (300) ± 0.75	300,000	0.25 mm ± 0.1
KMR733NG LFG KMR733NG ULC LFG	3.0 (300) ± 0.75	100,000	0.25 mm ± 0.1
KMR741NG LFS KMR741NG ULC LFS	4.0 (400) ± 1.00	100,000	0.30 mm ± 0.1
KMR742NG LFS KMR742NG ULC LFS	4.0 (400) ± 1.00	200,000	0.30 mm ± 0.1
KMR743NG LFG KMR743 ULC LFG	4.0 (400) ± 1.00	100,000	0.30 mm ± 0.1

NG - No Ground Pin Terminations

Electrical Diagram

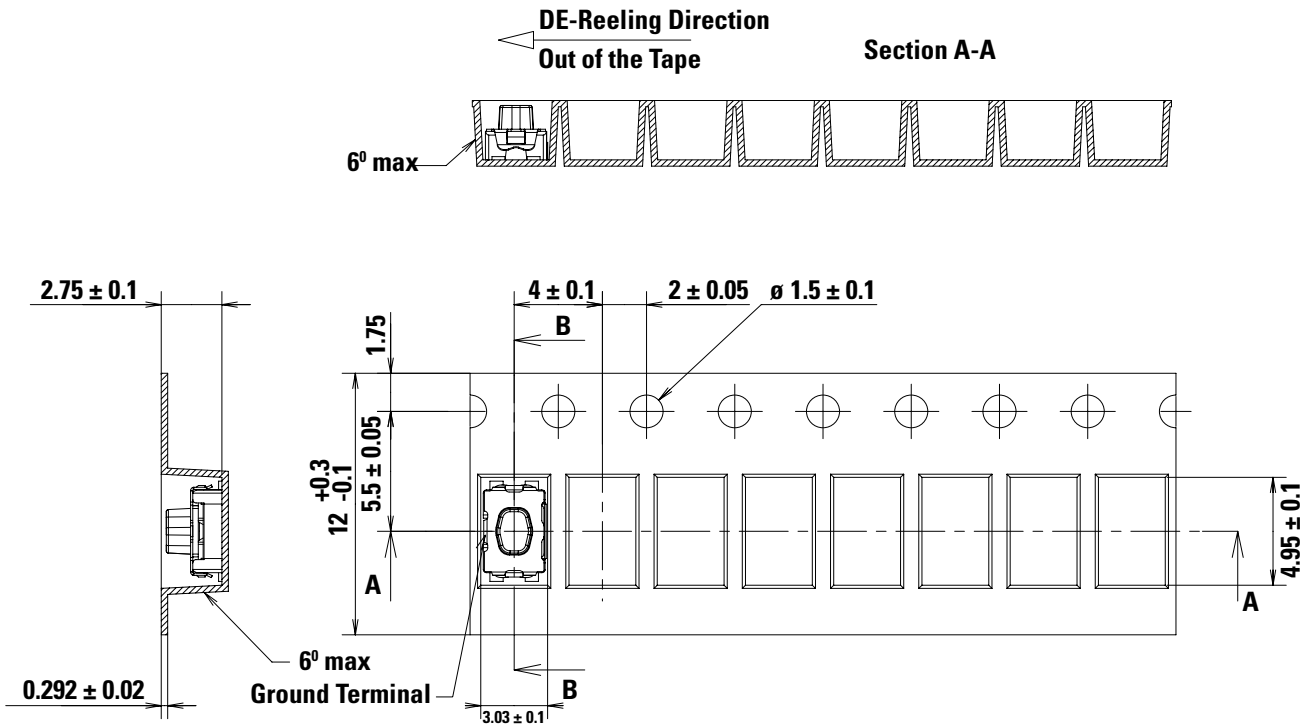


KMR7 Series

Micro Miniature Tactile Switch for SMT
4.6 x 2.8 mm, with 2.5 mm Height Actuator



Tape & Reel



Ordering Number

For any part number different from those listed above, please consult your local representative.

KMR - 7 - x - x - NG - xxx - xxx

Total Height
7: 2.5 mm

Actuation Force
1: 1.2 N (120 grams)
2: 2 N (200 grams)
3: 3 N (300 grams)
4: 4 N (400 grams)

Contact Material
1: Silver
2: Silver long life¹
3: Gold

Grounding Option
NG: No Ground Pin

LFS: Lead free compatible, silver plated
LFG: Lead free compatible, gold plated

Low Current capability
Void: Under standard specification
ULC: Low current

Notes:

1. Silver long life is available in 3N and 4N actuation force. For other versions, please contact Customer Service.

Liability Limitation

This datasheet does not provide enough information for applications that require a certain level of quality or safety such as automotive, medical systems, or safety equipment. Please contact customer service for the contractual specification package.

Disclaimer Notice - Information furnished is believed to be accurate and reliable. However, users should independently evaluate the suitability of and test each product selected for their own applications. Littelfuse products are not designed for, and may not be used in, all applications. Read complete Disclaimer Notice at <http://www.littelfuse.com/disclaimer-electronics>.

Looking for pricing, stock, or lifecycle information?

Click below to explore more details on WIN SOURCE:

 [View KMR721NG LFS on WIN SOURCE](#)

 [C&K Components Information](#)

Optimize Your Supply Chain with WIN SOURCE Solutions

-  Global Sourcing Solution
-  Obsolete Management
-  Cost Control Management
-  Shortage Management
-  Alternative Solution
-  Excess Inventory Management