

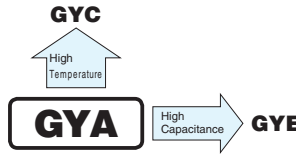
CONDUCTIVE POLYMER HYBRID ALUMINUM ELECTROLYTIC CAPACITORS nichicon

GYA

Chip Type, 125°C High Reliability



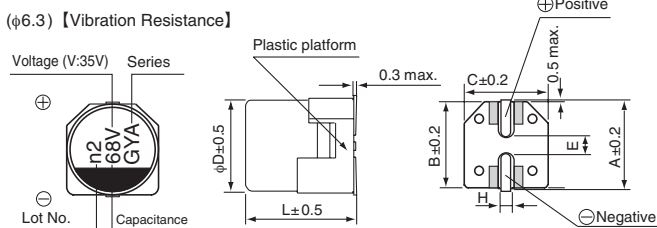
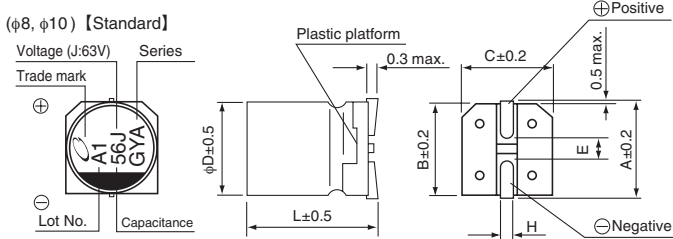
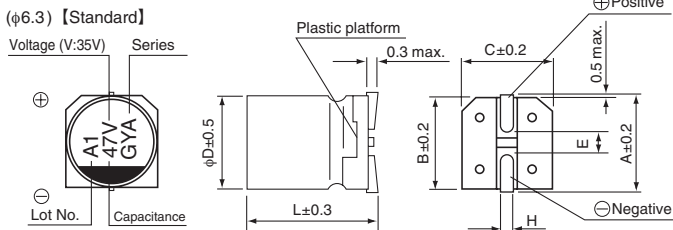
- High Reliability, Low ESR, High ripple current.
- Long life of 4000 hours at 125°C.
- Compliant to the RoHS directive (2011/65/EU, (EU)2015/863).
- AEC-Q200 Qualified. Please contact us for details.



■ Specifications

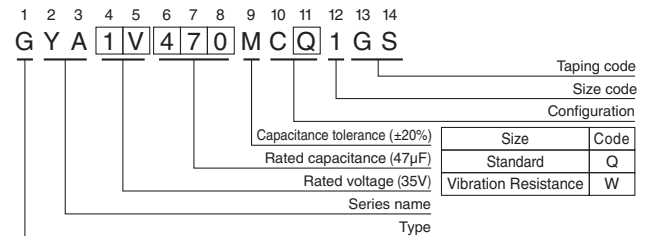
| Item | Performance Characteristics | |
|--|---|--|
| Category Temperature Range | -55 to +125°C | |
| Rated Voltage Range | 16 to 80V | |
| Rated Capacitance Range | 10 to 560μF | |
| Capacitance Tolerance | ±20% at 120Hz, 20°C | |
| Tangent of loss angle (tan δ) | Rated voltage (V) | 16 25 35 50 63 80 |
| | tan δ (max.) | 0.16 0.14 0.12 0.10 0.08 0.08 |
| ESR | Less than or equal to the specified value at 100kHz, 20°C | |
| Leakage Current ※ | After 2 minutes' application of rated voltage at 20°C, leakage current is not more than 0.01CV(μA). 80V: After 2 minutes' application of rated voltage at 20°C, leakage current is not more than 0.05CV(μA). | |
| Temperature Characteristics (Max. Impedance Ratio) | Z(-25°C) / Z(+20°C) ≤ 2 Z(-55°C) / Z(+20°C) ≤ 2.5 (100kHz) | |
| Endurance | The specifications listed at right shall be met when the capacitors are restored to 20°C after D.C. bias plus rated ripple current is applied for 4000 hours at 125°C, the peak voltage shall not exceed the rated voltage. | Capacitance change |
| | | tan δ |
| Shelf Life | After storing the capacitors under no load at 125°C for 1000 hours and then performing voltage treatment based on JIS C 5101-4 clause 4.1 at 20°C, they shall meet the specified values for the endurance characteristics listed above. | ESR |
| | | Leakage current |
| Damp Heat (Steady State) | The specifications listed at right shall be met when the capacitors are restored to 20°C after the rated voltage is applied for 2000 hours at 85°C, 85% RH. | Capacitance change |
| | | tan δ |
| Resistance to Soldering Heat | The capacitors are kept on a hot plate for 30 seconds, which is maintained at 250°C. The capacitors shall meet the characteristic requirements listed at right when they are removed from the plate and restored to 20°C. | ESR |
| | | Leakage current |
| Marking | Black print on the case top. | |

■ Dimensions



※ I : Leakage Current (μA), C : Rated Capacitance (μF), V : Rated Voltage (V)

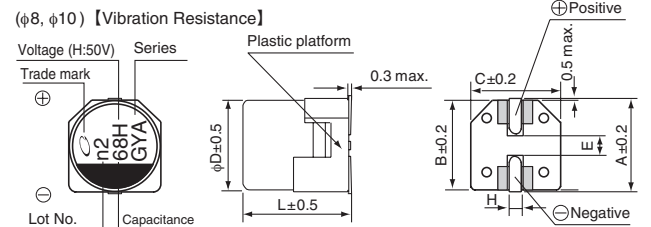
Type numbering system (Example : 35V 47μF)



| | Standard (mm) | | | | | Vibration Resistance (mm) | | | | |
|----|---------------|------------|------------|------------|------------|---------------------------|------------|------------|------------|------------|
| φD | 6.3×5.8 | 6.3×7.7 | 8×10 | 10×10 | 10×12.5 | φD | 6.3×7.7 | 8×10 | 10×10 | 10×12.5 |
| A | 7.3 | 7.3 | 9.0 | 11.0 | 11.0 | A | 7.3 | 9.0 | 11.0 | 11.0 |
| B | 6.6 | 6.6 | 8.3 | 10.3 | 10.3 | B | 6.6 | 8.3 | 10.3 | 10.3 |
| C | 6.6 | 6.6 | 8.3 | 10.3 | 10.3 | C | 6.6 | 8.3 | 10.3 | 10.3 |
| E | 2.2 | 2.2 | 3.1 | 4.5 | 4.5 | E | 2.2 | 3.1 | 4.5 | 4.5 |
| L | 5.8 | 7.7 | 10.3 | 10.3 | 12.5 | L | 7.7 | 10.5 | 10.5 | 12.8 |
| H | 0.5 to 0.8 | 0.5 to 0.8 | 0.8 to 1.1 | 0.8 to 1.1 | 0.8 to 1.1 | H | 0.5 to 0.8 | 1.1 to 1.5 | 1.1 to 1.5 | 1.1 to 1.5 |

● Frequency coefficient of rated ripple current

| Voltage | Frequency | 120Hz | 1kHz | 10kHz | 100kHz or more | | |
|---------------------|-------------|-------|------|-------|----------------|---|---|
| V 16 25 35 50 63 80 | Code | C | E | V | H | J | K |
| | Coefficient | 0.15 | 0.40 | 0.75 | 1.00 | | |



● Dimension table in next page.



■ Dimensions

| Rated Voltage (V) (code) | Rated Capacitance (μF) | Case Size φD×L (mm) | tan δ | Leakage Current (μA) (at 20°C after 2 minutes) | ESR (mΩ) max. (20°C/100kHz) | Rated Ripple (mArms) (125°C/100kHz) | Part Number |
|--------------------------|------------------------|---------------------|-------------|--|-----------------------------|-------------------------------------|-----------------------|
| 16 (1C) | 82 | 6.3×5.8 | 0.16 | 13.12 | 50 | 1000 | GYA1C820MCQ1GS |
| | 150 | 6.3×7.7 | 0.16 | 24.00 | 30 | 1500 | GYA1C151MC□1GS |
| | 270 | 8×10 | 0.16 | 43.20 | 25 | 1700 | GYA1C271MC□1GS |
| | 470 | 10×10 | 0.16 | 75.20 | 20 | 2100 | GYA1C471MC□1GS |
| | 560 | 10×12.5 | 0.16 | 89.6 | 15 | 2400 | GYA1C561MC□1GS |
| 25 (1E) | 47 | 6.3×5.8 | 0.14 | 11.75 | 50 | 900 | GYA1E470MCQ1GS |
| | 56 | 6.3×5.8 | 0.14 | 14.00 | 50 | 900 | GYA1E560MCQ1GS |
| | 68 | 6.3×7.7 | 0.14 | 17.00 | 30 | 1400 | GYA1E680MC□1GS |
| | 100 | 6.3×7.7 | 0.14 | 25.00 | 30 | 1400 | GYA1E101MC□1GS |
| | 150 | 8×10 | 0.14 | 37.50 | 27 | 1600 | GYA1E151MC□1GS |
| | 220 | 8×10 | 0.14 | 55.00 | 27 | 1600 | GYA1E221MC□1GS |
| | 270 | 10×10 | 0.14 | 67.50 | 20 | 2000 | GYA1E271MC□1GS |
| | 330 | 10×10 | 0.14 | 82.50 | 20 | 2000 | GYA1E331MC□1GS |
| 470 | 10×12.5 | 0.14 | 117.50 | 16 | 2300 | GYA1E471MC□1GS | |
| 35 (1V) | 33 | 6.3×5.8 | 0.12 | 11.55 | 60 | 900 | GYA1V330MCQ1GS |
| | 47 | 6.3×5.8 | 0.12 | 16.45 | 60 | 900 | GYA1V470MCQ1GS |
| | 68 | 6.3×7.7 | 0.12 | 23.80 | 35 | 1400 | GYA1V680MC□1GS |
| | 100 | 8×10 | 0.12 | 35.00 | 27 | 1600 | GYA1V101MC□1GS |
| | 150 | 8×10 | 0.12 | 52.50 | 27 | 1600 | GYA1V151MC□1GS |
| | 220 | 10×10 | 0.12 | 77.00 | 20 | 2000 | GYA1V221MC□1GS |
| | 270 | 10×10 | 0.12 | 94.50 | 20 | 2000 | GYA1V271MC□1GS |
| | 330 | 10×12.5 | 0.12 | 115.50 | 16 | 2300 | GYA1V331MC□1GS |
| 50 (1H) | 22 | 6.3×5.8 | 0.10 | 11.00 | 80 | 750 | GYA1H220MCQ1GS |
| | 33 | 6.3×7.7 | 0.10 | 16.50 | 40 | 1100 | GYA1H330MC□1GS |
| | 47 | 8×10 | 0.10 | 23.50 | 30 | 1250 | GYA1H470MC□1GS |
| | 68 | 8×10 | 0.10 | 34.00 | 30 | 1250 | GYA1H680MC□1GS |
| | 100 | 10×10 | 0.10 | 50.00 | 28 | 1600 | GYA1H101MC□1GS |
| | 120 | 10×10 | 0.10 | 60.00 | 28 | 1600 | GYA1H121MC□1GS |
| | 150 | 10×12.5 | 0.10 | 75.00 | 18 | 2000 | GYA1H151MC□1GS |
| 63 (1J) | 10 | 6.3×5.8 | 0.08 | 6.30 | 120 | 700 | GYA1J100MCQ1GS |
| | 22 | 6.3×7.7 | 0.08 | 13.86 | 80 | 900 | GYA1J220MC□1GS |
| | 33 | 8×10 | 0.08 | 20.79 | 40 | 1100 | GYA1J330MC□1GS |
| | 47 | 8×10 | 0.08 | 29.61 | 40 | 1100 | GYA1J470MC□1GS |
| | 56 | 10×10 | 0.08 | 35.28 | 30 | 1400 | GYA1J560MC□1GS |
| | 68 | 10×10 | 0.08 | 42.84 | 30 | 1400 | GYA1J680MC□1GS |
| | 82 | 10×10 | 0.08 | 51.66 | 30 | 1400 | GYA1J820MC□1GS |
| | 100 | 10×12.5 | 0.08 | 63.00 | 20 | 1900 | GYA1J101MC□1GS |
| 80 (1K) | 22 | 8×10 | 0.08 | 88.00 | 45 | 1100 | GYA1K220MC□1GS |
| | 33 | 10×10 | 0.08 | 132.00 | 36 | 1300 | GYA1K330MC□1GS |
| | 47 | 10×10 | 0.08 | 188.00 | 36 | 1300 | GYA1K470MC□1GS |
| | 56 | 10×12.5 | 0.08 | 224.0 | 26 | 1800 | GYA1K560MC□1GS |

□ : Enter the appropriate configuration code.

Blue : New product (as of October 2024)

• For taping specifications, recommended land size/soldering by reflow and minimum order quantity, please refer to the Guidelines for Aluminum Electrolytic Capacitors.

Looking for pricing, stock, or lifecycle information?

Click below to explore more details on WIN SOURCE:

- ⊖ [View GYA1H680MCW1GS on WIN SOURCE](#)
- ⊖ [Nichicon Information](#)

Optimize Your Supply Chain with WIN SOURCE Solutions

- ✓ Global Sourcing Solution
- ✓ Obsolete Management
- ✓ Cost Control Management
- ✓ Shortage Management
- ✓ Alternative Solution
- ✓ Excess Inventory Management