



**THE DATASHEET OF
ZX60-P33ULN+**





COAXIAL

Low Noise Amplifier

ZX60-P33ULN+

50Ω 0.4 to 3.0 GHz SMA Female

THE BIG DEAL

- Ultra Low Noise Figure, 0.38 dB Typ.
- High Dynamic Range
- Ultra Small Connectorized Package
- Protected by US Patent 6,790,049

APPLICATIONS

- Base Station Infrastructure
- Portable Wireless
- LTE
- GPS
- GSM
- Airborne Radar



Generic photo used for illustration purposes only

Model No.	ZX60-P33ULN+
Case Style	GC957
Connectors	SMA female

+RoHS Compliant

The +Suffix identifies RoHS Compliance. See our website for methodologies and qualifications

PRODUCT OVERVIEW

The ZX60-P33ULN+ (RoHS compliant) uses Mini-Circuits' E-pHEMT technology to offer ultra low noise figure over a broad frequency range and high IP3. Housed in a rugged, cost effective unibody chassis, this amplifier supports a wide variety of applications requiring moderate power output, low distortion and 50Ω matched input/output ports.

KEY FEATURES

Feature	Advantages
Ultra Low Noise Figure, 0.38 dB at 0.9 GHz	Outstanding world class noise figure performance.
High IP3 vs. DC Power Consumption +34 dBm Typical at 0.9 GHz +38 dBm Typical at 3 GHz	Combining Low Noise and High IP3 makes this model ideal for use in Low Noise Receiver Front End (RFE).
Max. Input Power, +14 to +22 dBm (Continuous)	Ruggedized design operates to high input powers often seen at receiver inputs.
Very Small Size, 0.75x0.74"	The unique unibody size and construction enable the ZX60-P33ULN+ to be used in extremely compact connectorized applications.





COAXIAL

Low Noise Amplifier

ZX60-P33ULN+

Mini-Circuits

50Ω 0.4 to 3.0 GHz SMA Female

ELECTRICAL SPECIFICATIONS AT +25 °C AND +3.0 V, UNLESS NOTED OTHERWISE

Parameter	Condition (GHz)	Min.	Typ.	Max.	Units
Frequency Range		0.4		3.0	GHz
Noise Figure	0.4		0.43	0.70	dB
	0.9		0.38		
	1.5		0.46		
	2.0		0.49		
	3.0		0.90		
Gain	0.4	17.3	24.5	21.1	dB
	0.9		19.0		
	1.5		14.8		
	2.0		12.4		
	3.0		8.8		
Output Power at 1 dB Compression	0.4	+15.5	+17.3		dBm
	0.9		+17.4		
	1.5		+17.4		
	2.0		+17.6		
	3.0		+17.5		
Output IP3	0.4	+30.6	+30.3		dBm
	0.9		+33.6		
	1.5		+35.3		
	2.0		+36.2		
	3.0		+38.0		
Input VSWR	0.4		1.90		:1
	0.9		1.90		
	1.5		1.90		
	2.0		1.90		
	3.0		1.80		
Output VSWR	0.4		1.20		:1
	0.9		1.20		
	1.5		1.30		
	2.0		1.30		
	3.0		1.30		
Active Directivity (Isolation - Gain)	0.4-3.0		4		dB
DC Supply Voltage			+3.0		V
Supply Current			56	67	mA



COAXIAL

Low Noise Amplifier

ZX60-P33ULN+

Mini-Circuits

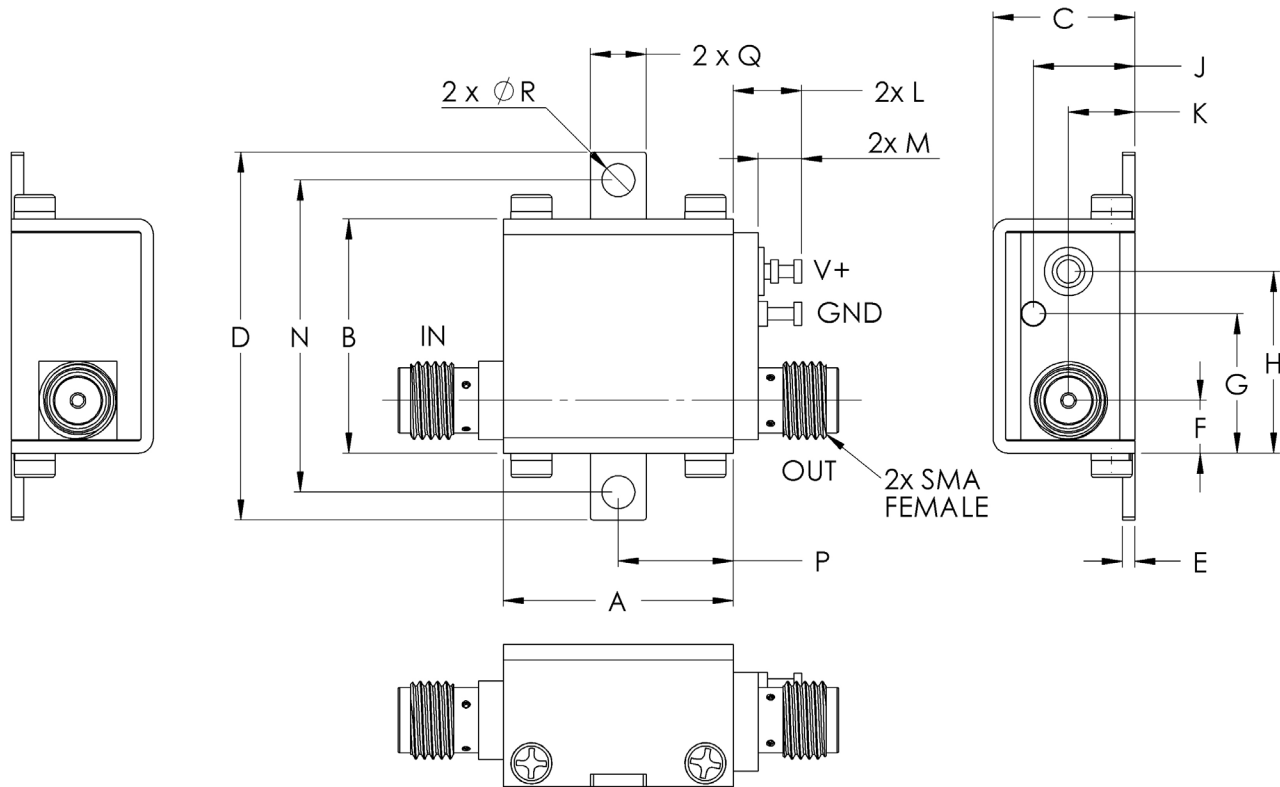
50Ω 0.4 to 3.0 GHz SMA Female

ABSOLUTE MAXIMUM RATINGS

Parameter	Ratings
Operating Temperature	-40 °C to +85 °C case
Storage Temperature	-55 °C to +100 °C
DC Voltage	+5.5 V
Input RF Power (No Damage)	+27 dBm (5 minutes max.) +14 dBm to 1.5 GHz and +22 dBm over 1.5 to 3 GHz (continuous)
Power Consumption	0.5 W

Permanent damage may occur if any of these limits are exceeded.

OUTLINE DRAWING



! NOTE: When soldering the DC connections, caution must be used to avoid overheating the DC terminal. See Application Note. [AN-40-010](#).

OUTLINE DIMENSIONS (Inches/mm)

A	B	C	D	E	F	G	H	J	K	L	M	N	P	Q	R	wt
.74	.75	.46	1.18	.04	.17	.45	.59	.33	.21	.22	.14	1.00	.37	.18	.106	grams
18.80	19.1	11.68	30.0	1.02	4.32	11.4	14.99	8.38	5.33	5.59	3.56	25.40	9.40	4.57	2.69	23.0





COAXIAL

Low Noise Amplifier

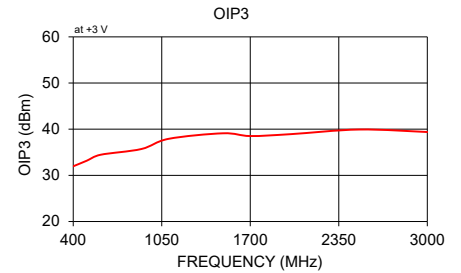
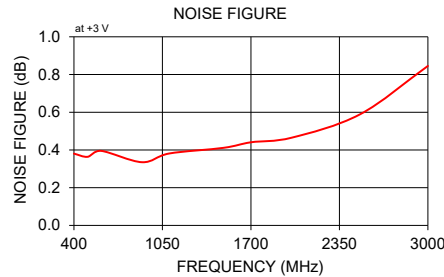
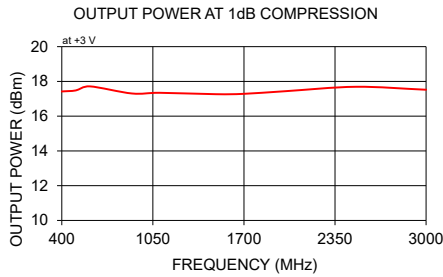
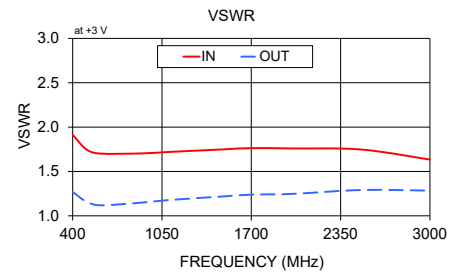
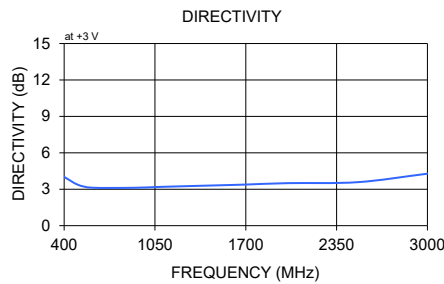
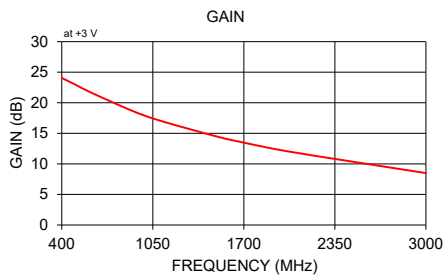
ZX60-P33ULN+

Mini-Circuits

50Ω 0.4 to 3.0 GHz SMA Female

TYPICAL PERFORMANCE DATA/CURVES

Frequency (MHz)	Gain (dB)	Directivity (dB)	VSWR (:1)		Power Out at 1 dB COMPR. (dBm)	Noise Figure (dB)	Output IP3 (dBm)
			+3 V				
			IN	OUT			
400	24.06	3.7	1.9	1.2	17.3	0.43	30.3
900	18.71	3.4	1.9	1.2	17.5	0.38	33.6
1500	14.52	3.7	1.9	1.3	17.4	0.46	35.3
2000	12.10	3.9	1.9	1.3	17.6	0.49	36.2
3000	8.49	4.7	1.8	1.3	17.5	0.90	38.0



- NOTES**
- A. Performance and quality attributes and conditions not expressly stated in this specification document are intended to be excluded and do not form a part of this specification document.
 - B. Electrical specifications and performance data contained in this specification document are based on Mini-Circuit's applicable established test performance criteria and measurement instructions.
 - C. The parts covered by this specification document are subject to Mini-Circuits standard limited warranty and terms and conditions (collectively, "Standard Terms"); Purchasers of this part are entitled to the rights and benefits contained therein. For a full statement of the standard. Terms and the exclusive rights and remedies thereunder, please visit Mini-Circuits' website at www.minicircuits.com/terms/viewterm.html



Looking for pricing, stock, or lifecycle information?

Click below to explore more details on WIN SOURCE:

 [View ZX60-P33ULN+ on WIN SOURCE](#)

 [Mini-Circuits Information](#)

Optimize Your Supply Chain with WIN SOURCE Solutions

-  Global Sourcing Solution
-  Obsolete Management
-  Cost Control Management
-  Shortage Management
-  Alternative Solution
-  Excess Inventory Management