



**THE DATASHEET OF
ZX60-3018G-S+**



Amplifier

ZX60-3018G-S+

50Ω 20 MHz to 3 GHz

Features

- Wide bandwidth, 20 MHz to 3 GHz
- Low noise figure, 2.7 dB typ.
- Output power up to 12.8 dBm typ.
- Protected by US patent 6,790,049

Applications

- Buffer amplifier
- Cellular
- PCS
- Lab
- Instrumentation
- Test equipment



CASE STYLE: GC957

Connectors	Model
SMA	ZX60-3018G-S+

+RoHS Compliant

The +Suffix identifies RoHS Compliance. See our web site for RoHS Compliance methodologies and qualifications

Electrical Specifications at T_{AMB} = 25°C

MODEL NO.	FREQ. (GHz) f _L - f _U	DC VOLTAGE @ Pin V+ (V)	GAIN over frequency in GHz Typ (dB)					MAXIMUM POWER (dBm) Output (1 dB Comp.) Typ.		DYNAMIC RANGE		VSWR (:1) Typ.		ACTIVE DIRECTIVITY (dB) Isolation-Gain Typ.	DC OPERATING CURRENT @ Pin V+ (mA)	
			0.1	1.0	2.0	3.0	Min.at 2 GHz	f _L	f _U	NF (dB) Typ.	IP3 (dBm) Typ.	In	Out		Typ.	Typ.
			ZX60-3018G-S+	0.02 - 3	12.0	22.8	21.9	20.3	18.8	18.0	12.8	10.2	2.7	25.0		

Maximum Ratings

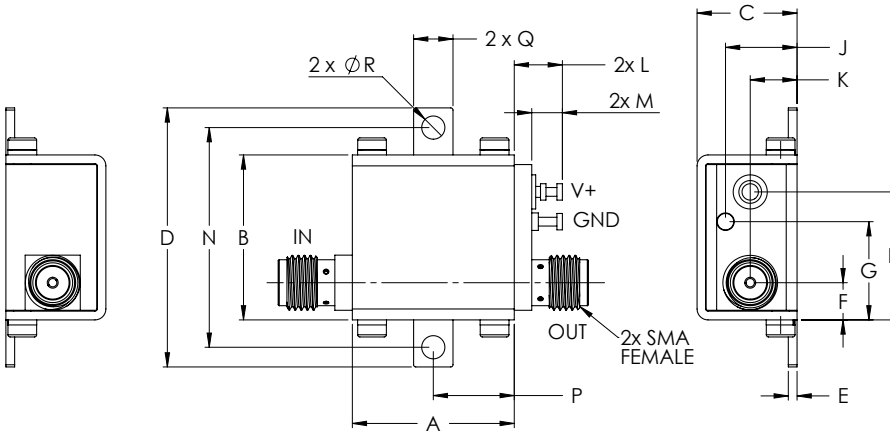
Operating Temperature	-45°C to 85°C case
Storage Temperature	-55°C to 100°C
DC Voltage	12.5V
Input Power(no Damage)	13dBm
Power	0.7W

Permanent damage may occur if any of these limits are exceeded.



NOTE: When soldering the DC connections, caution must be used to avoid overheating the DC terminals. See Application Note AN-40-10.

Outline Drawing



Outline Dimensions (inch/mm)

A	B	C	D	E	F	G	H	J	K	L	M	N	P	Q	R	WT. GRAM
.74	.75	.46	1.18	.04	.17	.45	.59	.33	.21	.22	.14	1.00	.37	.18	.106	23.0
18.80	19.05	11.68	29.97	1.02	4.32	11.43	14.99	8.38	5.33	5.59	3.56	25.40	9.40	4.57	2.69	

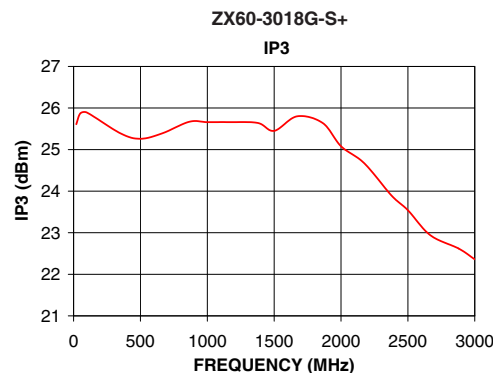
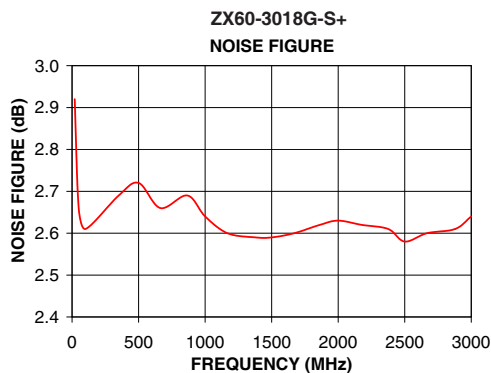
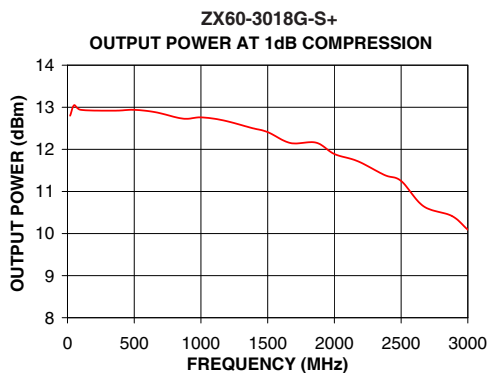
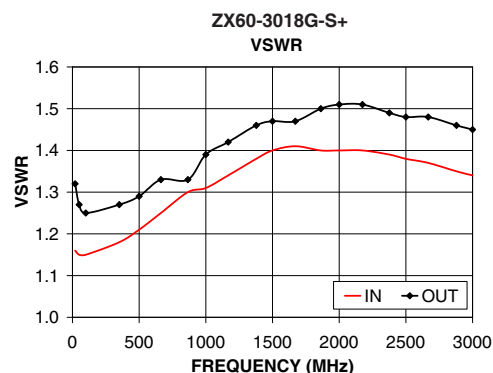
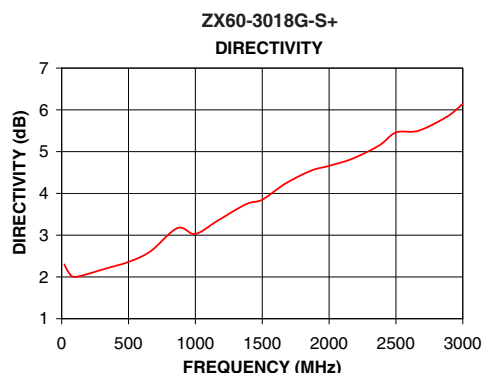
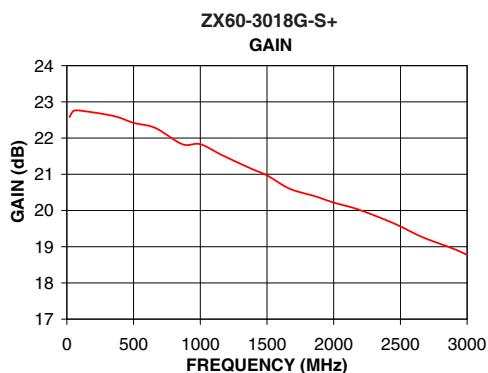
Notes

- Performance and quality attributes and conditions not expressly stated in this specification document are intended to be excluded and do not form a part of this specification document.
- Electrical specifications and performance data contained in this specification document are based on Mini-Circuits' applicable established test performance criteria and measurement instructions.
- The parts covered by this specification document are subject to Mini-Circuits standard limited warranty and terms and conditions (collectively, "Standard Terms"); Purchasers of this part are entitled to the rights and benefits contained therein. For a full statement of the Standard Terms and the exclusive rights and remedies thereunder, please visit Mini-Circuits' website at www.minicircuits.com/MCLStore/terms.jsp



Typical Performance Data & Curves at 25°C ZX60-3018G-S+

FREQUENCY (MHz)	GAIN (dB)	DIRECTIVITY (dB)	VSWR IN (:1)	VSWR OUT (:1)	POWER OUT @1dB COMPRESSION (dBm)	IP3 (dBm)	NF (dB)
20	22.58	2.30	1.16	1.32	12.80	25.61	2.92
50	22.75	2.12	1.15	1.27	13.05	25.87	2.66
100	22.76	2.00	1.15	1.25	12.94	25.89	2.61
351	22.61	2.22	1.18	1.27	12.92	25.39	2.69
500	22.42	2.36	1.21	1.29	12.94	25.26	2.72
663	22.28	2.61	1.25	1.33	12.88	25.39	2.66
866	21.83	3.17	1.30	1.33	12.73	25.67	2.69
1000	21.83	3.03	1.31	1.39	12.76	25.66	2.64
1168	21.52	3.35	1.34	1.42	12.69	25.66	2.60
1378	21.16	3.74	1.38	1.46	12.51	25.64	2.59
1500	20.97	3.85	1.40	1.47	12.41	25.45	2.59
1671	20.60	4.23	1.41	1.47	12.15	25.80	2.60
1863	20.39	4.54	1.40	1.50	12.16	25.64	2.62
2000	20.22	4.66	1.40	1.51	11.89	25.08	2.63
2174	20.04	4.83	1.40	1.51	11.72	24.67	2.62
2376	19.76	5.15	1.39	1.49	11.39	23.90	2.61
2500	19.56	5.46	1.38	1.48	11.25	23.54	2.58
2668	19.26	5.50	1.37	1.48	10.65	22.94	2.60
2879	18.97	5.83	1.35	1.46	10.42	22.62	2.61
3000	18.78	6.14	1.34	1.45	10.09	22.36	2.64



Notes

- A. Performance and quality attributes and conditions not expressly stated in this specification document are intended to be excluded and do not form a part of this specification document.
- B. Electrical specifications and performance data contained in this specification document are based on Mini-Circuit's applicable established test performance criteria and measurement instructions.
- C. The parts covered by this specification document are subject to Mini-Circuits standard limited warranty and terms and conditions (collectively, "Standard Terms"); Purchasers of this part are entitled to the rights and benefits contained therein. For a full statement of the Standard Terms and the exclusive rights and remedies thereunder, please visit Mini-Circuits' website at www.minicircuits.com/MCLStore/terms.jsp



Looking for pricing, stock, or lifecycle information?

Click below to explore more details on WIN SOURCE:

 [View ZX60-3018G-S+ on WIN SOURCE](#)

 [Mini-Circuits Information](#)

Optimize Your Supply Chain with WIN SOURCE Solutions

-  Global Sourcing Solution
-  Obsolete Management
-  Cost Control Management
-  Shortage Management
-  Alternative Solution
-  Excess Inventory Management