



**THE DATASHEET OF
ZX60-P103LN+**





COAXIAL

Low Noise Amplifier

ZX60-P103LN+

50Ω 50 to 3000 MHz SMA Female

THE BIG DEAL

- Ultra Low Noise Figure, 0.5 dB typ.
- High Dynamic Range
- Protected by US patent 6,790,049



Generic photo used for illustration purposes only

APPLICATIONS

- Front-end amplifier
- Cellular
- GPS
- Bluetooth
- Lab
- Instrumentation
- Test equipment

Model No.	ZX60-P103LN+
Case Style	GC957
Connectors	SMA Female

+RoHS Compliant
 The +Suffix identifies RoHS Compliance.
 See our website for methodologies and qualifications

PRODUCT OVERVIEW

The ZX60-P103LN+ (RoHS compliant) uses Mini-Circuits' E-pHEMT technology to offer ultra low noise figure over a broad frequency range and high IP3. Housed in a rugged, cost effective unibody chassis, this amplifier supports a wide variety of applications requiring moderate power output, low distortion and 50 ohm matched input/output ports.

KEY FEATURES

Feature	Advantages
Ultra Low Noise Figure, 0.5 dB at 1GHz	Outstanding world class noise figure performance.
High IP3 vs. DC power consumption 39.4 dBm typical at 1 GHz	Combining Low Noise and High IP3 makes this model ideal for use in Low Noise Receiver Front End (RFE)
Max. Input Power, 50 MHz - 2000 MHz 21 dBm Max. Input Power, 2000 MHz- 3000 MHz 26 dBm	Ruggedized design operates to high input powers often seen at receiver inputs.
Very Small Size, 0.75" x 0.75"	The unique unibody size and construction enable the ZX60-P103LN+ to be used in extremely compact connectorized applications.



COAXIAL

Low Noise Amplifier

ZX60-P103LN+

Mini-Circuits

50Ω 50 to 3000 MHz SMA Female

ELECTRICAL SPECIFICATIONS AT +25°C

Parameter	Condition	Min.	Typ.	Max.	Units
Frequency Range		50		3000	MHz
Noise Figure	50		1.2		dB
	500		0.4		
	1000		0.5		
	2000		0.6		
	3000		1.0		
Gain	50	23.0	25.2		dB
	500	18.0	20.3		
	1000	13.5	15.6		
	2000	8.0	10.0		
	3000	4.5	6.9		
Output Power at 1dB Compression	50		19.8		dBm
	500		22.3		
	1000		22.4		
	2000		23.2		
	3000		23.8		
Output IP3	50		36.9		dBm
	500		39.7		
	1000		39.4		
	2000		42.6		
	3000		44.3		
Input VSWR	50		2.15		:1
	500		1.91		
	1000		1.65		
	2000		1.48		
	3000		1.27		
Output VSWR	50		1.27		:1
	500		1.10		
	1000		1.47		
	2000		2.36		
	3000		1.80		
Active Directivity (Isolation-Gain)	50		6.46		dB
	500		5.82		
	1000		6.27		
	2000		6.99		
	3000		7.01		
DC Supply Voltage		—	5.0	—	V
Supply Current		—	95	120	mA





COAXIAL

Low Noise Amplifier

ZX60-P103LN+

Mini-Circuits

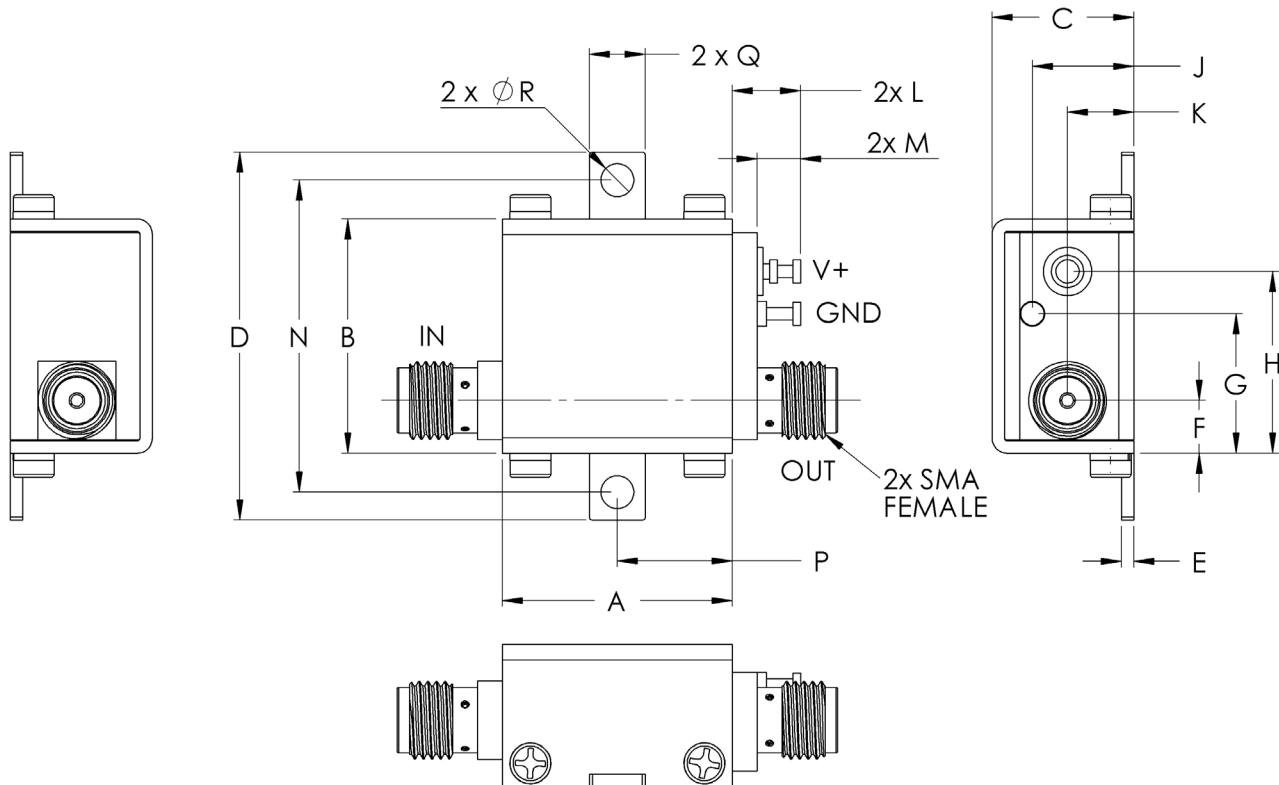
50Ω 50 to 3000 MHz SMA Female

ABSOLUTE MAXIMUM RATINGS

Parameter	Ratings	
Operating Temperature	-40°C to 85°C Case	
Storage Temperature	-55°C to 100°C	
DC Voltage	+5.5V	
Input RF Power (no damage)	50 MHz - 2000 MHz 2000 MHz- 3000 MHz	21dBm 26dBm
Power Consumption	0.66W	

Permanent damage may occur if any of these limits are exceeded.

OUTLINE DRAWING



! NOTE: When soldering the DC connections, caution must be used to avoid overheating the DC terminal. See Application Note. [AN-40-010](#).

OUTLINE DIMENSIONS (Inches/mm)

A	B	C	D	E	F	G	H	J	K	L	M	N	P	Q	R	wt
.74	.75	.46	1.18	.04	.17	.45	.59	.33	.21	.22	.14	1.00	.37	.18	.106	grams
18.80	19.1	11.68	30.0	1.02	4.32	11.4	14.99	8.38	5.33	5.59	3.56	25.40	9.40	4.57	2.69	23.0





COAXIAL

Low Noise Amplifier

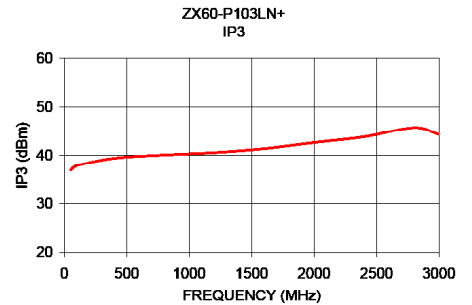
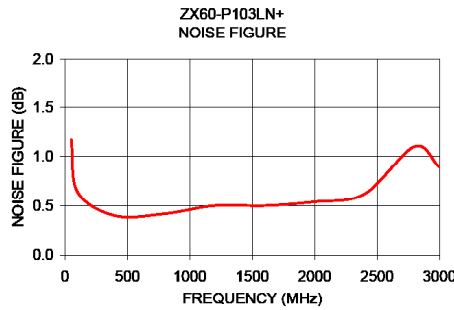
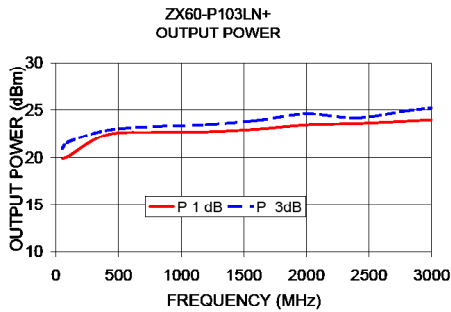
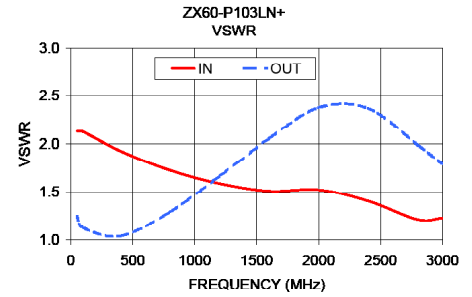
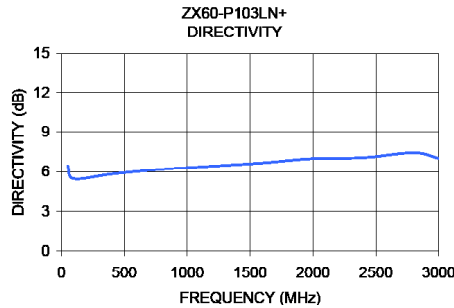
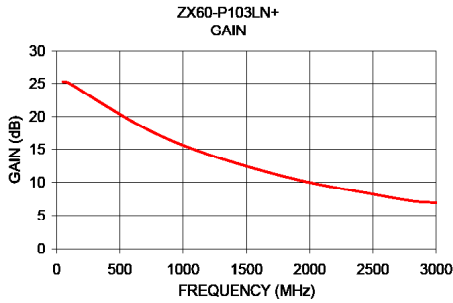
ZX60-P103LN+

Mini-Circuits

50Ω 50 to 3000 MHz SMA Female

TYPICAL PERFORMANCE DATA/CURVES

Frequency (MHz)	Gain (dB)	Directivity (dB)	VSWR (:1)		Power Out @1 dB COMPR. (dBm)	Noise Figure (dB)	Output IP3 (dBm)
			IN	OUT			
50.00	25.29	6.46	2.13	1.25	19.9	1.2	37.0
100.00	25.05	5.47	2.12	1.13	20.1	0.6	37.9
400.00	21.49	5.82	1.93	1.04	22.4	0.4	39.4
800.00	17.27	6.18	1.73	1.29	22.7	0.4	40.1
1200.00	14.22	6.42	1.59	1.67	22.7	0.5	40.6
1600.00	11.92	6.66	1.51	2.06	23.0	0.5	41.4
2000.00	10.03	6.99	1.53	2.37	23.5	0.5	42.6
2400.00	8.60	7.06	1.41	2.37	23.6	0.6	43.8
2800.00	7.25	7.43	1.21	1.99	23.8	1.1	45.7
3000.00	6.95	7.01	1.23	1.80	24.0	0.9	44.3



- NOTES**
- A. Performance and quality attributes and conditions not expressly stated in this specification document are intended to be excluded and do not form a part of this specification document.
 - B. Electrical specifications and performance data contained in this specification document are based on Mini-Circuit's applicable established test performance criteria and measurement instructions.
 - C. The parts covered by this specification document are subject to Mini-Circuits standard limited warranty and terms and conditions (collectively, "Standard Terms"); Purchasers of this part are entitled to the rights and benefits contained therein. For a full statement of the standard. Terms and the exclusive rights and remedies thereunder, please visit Mini-Circuits' website at www.minicircuits.com/terms/viewterm.html



Looking for pricing, stock, or lifecycle information?

Click below to explore more details on WIN SOURCE:

 [View ZX60-P103LN+ on WIN SOURCE](#)

 [Mini-Circuits Information](#)

Optimize Your Supply Chain with WIN SOURCE Solutions

-  Global Sourcing Solution
-  Obsolete Management
-  Cost Control Management
-  Shortage Management
-  Alternative Solution
-  Excess Inventory Management