



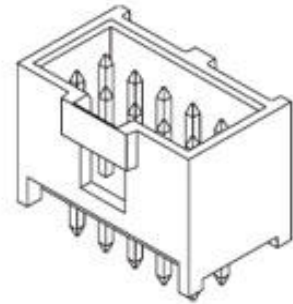
Part Number : [901301206](#)

Product Description : C-Grid III Header, Dual Row, Vertical, Shrouded, Fully Loaded, 6 Circuits, Black, 0.38µm Gold (Au) Selective Plating

Series Number : 90130

Status : Active

Product Category : PCB Headers and Receptacles



Documents & Resources

Drawings

[901301206 sd.pdf](#)

[PK-91814-005-001.pdf](#)

3D Models and Design Files

[STEP AP242](#)

[SOLIDWORKS](#)

[Creo](#)

[Symbol and Footprint \(Multi-Format\)](#)

Specifications


[901190001-AS-000.pdf](#)

[PK-90130-001-001.pdf](#)

[PS-99020-0001-001.pdf](#)

Product Environment Compliance

Compliance

GADSL/IMDS	Compliant with Exemption 44; 34; 33
China RoHS	 per SJ/T 11365-2006
EU ELV	Not Relevant
Low-Halogen Status	Not Low-Halogen per IEC 61249-2-21
REACH SVHC	Not Contained per D(2025)4165-DC (25 June 2025)

EU RoHS	Compliant per EU 2015/863
---------	---------------------------

Compliance Statements

- EU RoHS
- REACH SVHC
- Low-Halogen

Industry Documents

- IPC 1752A Class C
- IPC 1752A Class D
- Molex Product Compliance Declaration
- IEC-62474
- chemSHERPA (xml)

Substances of Interest

- PFAS

EU RoHS Certificate of Compliance

Additional Product Compliance Information

Part Details

General

Status	Active
Category	PCB Headers and Receptacles
Series	90130
Description	C-Grid III Header, Dual Row, Vertical, Shrouded, Fully Loaded, 6 Circuits, Black, 0.38µm Gold (Au) Selective Plating
Application	Signal, Wire-to-Board
Component Type	PCB Header
Product Name	C-Grid III
UPC	800753698826

Agency

CSA	LR19980
UL	E29179

Electrical

Current - Maximum per Contact	3.0A
-------------------------------	------

Voltage - Maximum	350V AC/DC
-------------------	------------

Physical

Breakaway	No
Circuits (Loaded)	6
Circuits (maximum)	6
Color - Resin	Black
Durability (mating cycles max)	100
First Mate / Last Break	No
Flammability	94V-0
Glow-Wire Capable	No
Guide to Mating Part	No
Keying to Mating Part	None
Lock to Mating Part	Yes
Material - Metal	Brass
Material - Plating Mating	Gold
Material - Plating Termination	Tin
Material - Resin	Polyester
Net Weight	0.887/g
Number of Rows	2
Orientation	Vertical
Packaging Type	Tray
PCB Locator	No
PCB Retention	None
PCB Thickness - Recommended	1.60mm
PC Tail Length	2.90mm
Pitch - Mating Interface	2.54mm
Pitch - Termination Interface	2.54mm
Plating min - Mating	0.381µm
Plating min - Termination	3.048µm
Polarized to Mating Part	Yes
Polarized to PCB	No
Shrouded	Closed Ends
Stackable	No
Temperature Range - Operating	-55° to +125°C

Termination Interface Style	Through Hole
-----------------------------	--------------

Solder Process Data

Max-Duration	3
Lead-Free Process Capability	WAVE
Max-Cycle	1
Max-Temp	235



Mates With / Use With

Mates with Part(s)

Description	Part Number
C-Grid III Dual Row Crimp Housings	<u>90142</u>
C-Grid III Modular Dual Row Crimp Housings	<u>90143</u>

Looking for pricing, stock, or lifecycle information?

Click below to explore more details on WIN SOURCE:

-  [View 90130-1206 on WIN SOURCE](#)
-  [Molex, LLC Information](#)

Optimize Your Supply Chain with WIN SOURCE Solutions

-  Global Sourcing Solution
-  Obsolete Management
-  Cost Control Management
-  Shortage Management
-  Alternative Solution
-  Excess Inventory Management