



**THE DATASHEET OF  
BCMA1210-900N**



**BCMA Series**

**Common Modas Filters For Automotive Signal Line  
Size 1210**



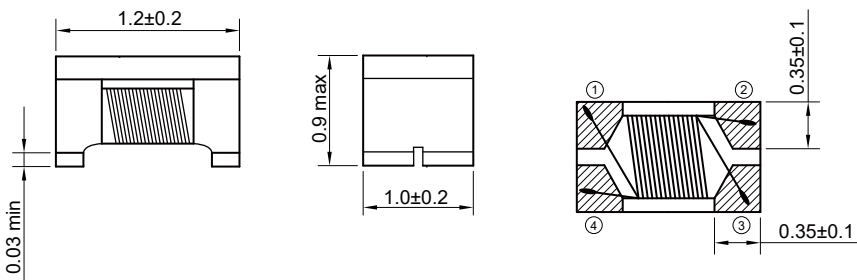
**FEATURES**

- Impedance variation: Extensive lineup are available for compatibility with various usages
- Common mode filters for Signal Line
- Operating temperature range:-40 to +125 °C
- Compliant with AEC-Q200
- Quantity: 3000pcs

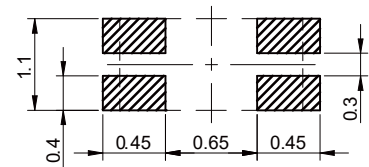
**APPLICATION**

- Radiated noise suppression for car multimedia interfaces (MOST, USB2.0, IDB-1394, etc.)

**Dimensions: [mm]**



**Land Pattern: [mm]**

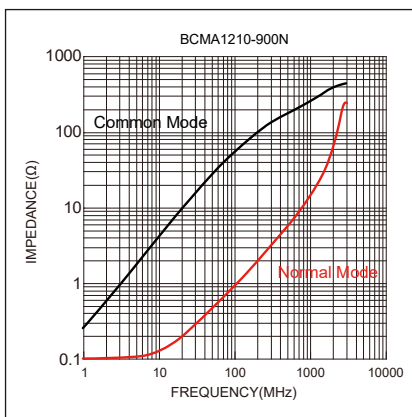


**Electrical Properties:**

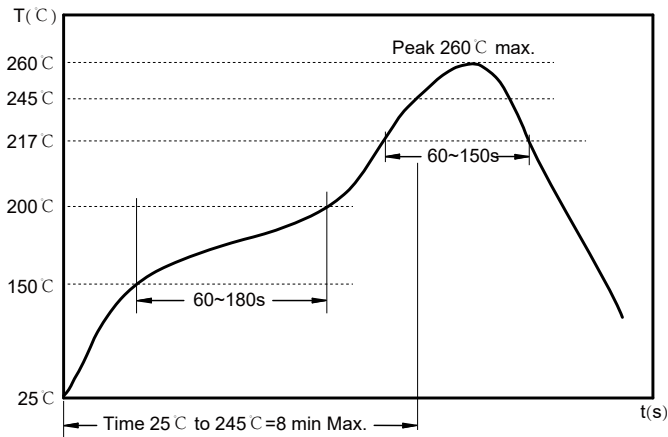
Part No	Z @ 100 MHz (Ω)	Tol	I <sub>R</sub> (mA)	R <sub>DC</sub> Max. (Ω)	Rated Volt. (Vdc)	IR Min. (Ω)
BCMA1210-900N	90	±25%	200	0.40	50	10M

I<sub>R</sub> referring to 20K self-heating above ambient temperature

**Typical Electrical Characteristics:**



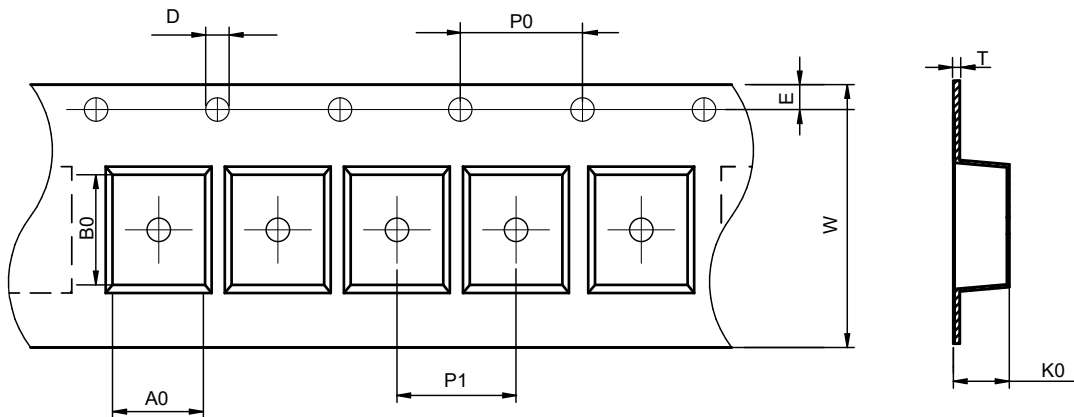
### Soldering Reflow:



Preheat condition: 150 ~200 °C / 60~180 sec.  
 Allowed time above 217 °C: 60~150 sec.  
 Max temperature: 260 °C .  
 Max time at max temperature: 10 sec.  
 Allowed Reflow time: 3x max.

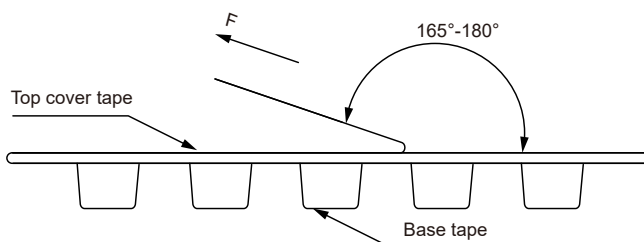
### Packaging Information:

#### Tape Dimension :



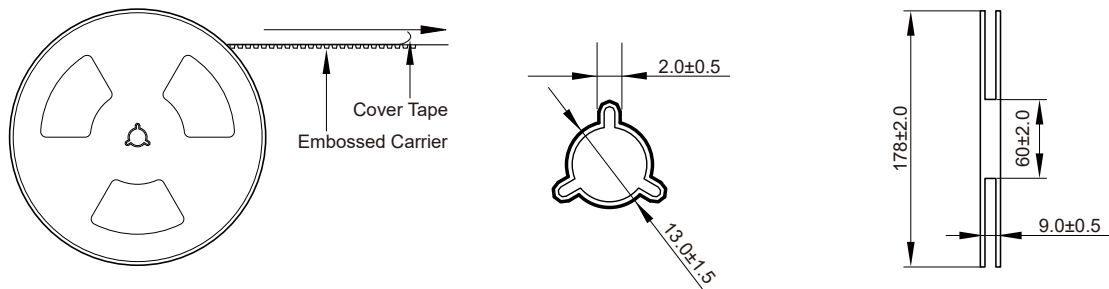
Series	A0 (mm)	B0 (mm)	D (mm)	P0 (mm)	P1 (mm)	W (mm)	K0 (mm)	E (mm)	T (mm)
BCMA1210	1.12±0.1	1.40±0.1	1.5±0.1	4.0±0.1	4.0±0.1	8.0±0.3	1.05±0.1	1.75±0.1	0.22±0.05

#### Peel force of top cover tape:

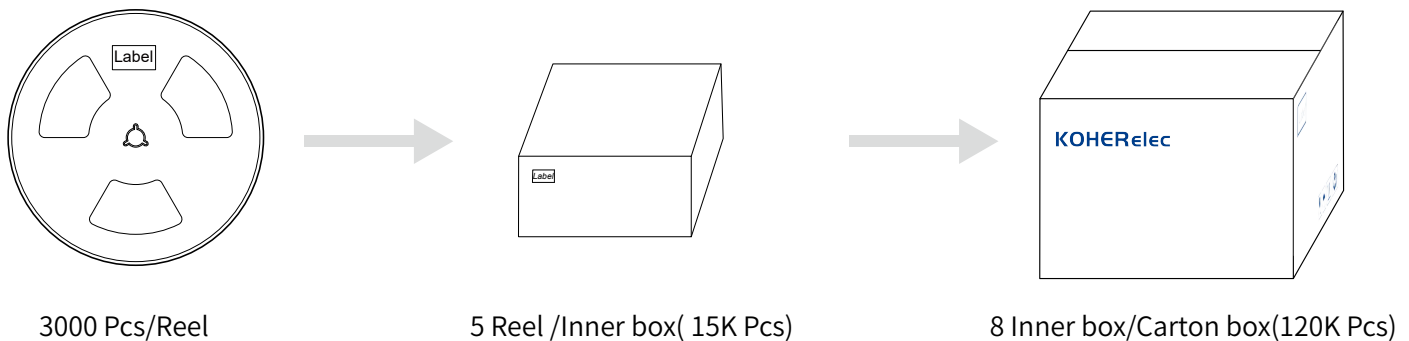


The peel force of top cover tape shall be between 0.15 to 0.78 N

## Reel Dimension: [mm]



## Packaging Quantity:



## Cautions and Warnings:

### Storage Conditions :



- The storage period is within 12 months after the completion of production. Be sure to follow the storage conditions (temperature: -5 to 35°C, humidity: 75% RH Max).If the storage period elapses, the soldering of the terminal electrodes may deteriorate.The warranty period is one year.
- Product should not be exposed to environment with high temperature, high humidity, dust, corrosive gas and etc.
- Products should be handled with care to avoid damage or contamination from perspiration and skin oils.
- Please always handle products carefully to prevent any damage caused by dropping down or inappropriate removing.

### Operation Instructions:

- Self heating (temperature increase) occurs when the power is turned ON, so the tolerance should be sufficient for the set thermal design.
- Before soldering, be sure to preheat components.The preheating temperature should be set so that the temperature difference between the solder temperature and chip temperature does not exceed 150°C.
- Soldering corrections after mounting should be within the range of the conditions determined in the specifications.If overheated, a short circuit, performance deterioration, or lifespan shortening may occur.
- Generally, Koher might not be familiar with either customer's specific application or actual requests as customer does.As a result customer shall be responsible for checking and confirming whether Koher product with the performance described in the product specification is suitable for using in customer's particular application or not.

## Looking for pricing, stock, or lifecycle information?

Click below to explore more details on WIN SOURCE:

-  [View BCMA1210-900N on WIN SOURCE](#)
-  [KOHERShanghaiElectronics Co.,Ltd Information](#)

## Optimize Your Supply Chain with WIN SOURCE Solutions

-  Global Sourcing Solution
-  Obsolete Management
-  Cost Control Management
-  Shortage Management
-  Alternative Solution
-  Excess Inventory Management