



**THE DATASHEET OF
2450BP39C100CE**



"High Frequency Ceramic Solutions"

2.45 GHz Band Pass Filter

P/N 2450BP39C100C

Detail Specification: 08/12/03

Page 1 of 2

General Specifications

Part Number	2450BP39C100C	
Frequency (MHz)	2400 - 2500	
Insertion Loss	1.5 dB max.	
Return Loss	9.5 dB min.	
Attenuation (min.)	880 ~ 915MHz	30 dB
Attenuation (min.)	1710 ~ 1785MHz	30 dB
Attenuation (min.)	1850 ~ 1910MHz	25 dB
Attenuation (min.)	4800 ~ 5000MHz	25 dB
Attenuation (min.)	7200 ~ 7500MHz	15 dB

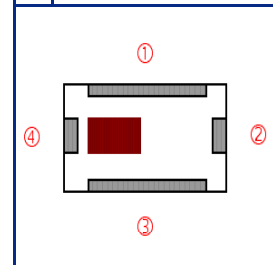
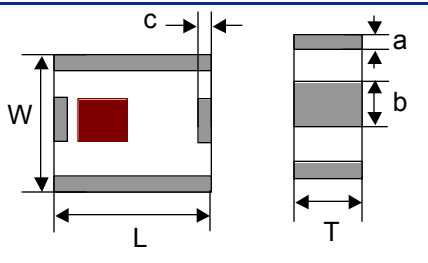
Input Power	500 mW max.
Impedance	50 Ω
Operating Temperature	-40 to +85°C
Reel Quantity	3,000

Terminal Configuration

No.	Function
1	GND
2	OUT
3	GND
4	IN

Mechanical Dimensions

	In	mm
L	0.098 ± 0.008	2.50 ± 0.20
W	0.079 ± 0.008	2.00 ± 0.20
T	0.035 ± 0.004	0.90 ± 0.10
a	0.012 ± 0.008	0.30 ± 0.20
b	0.024 ± 0.008	0.60 ± 0.20
c	0.012 ± 0.008	0.30 ± 0.20

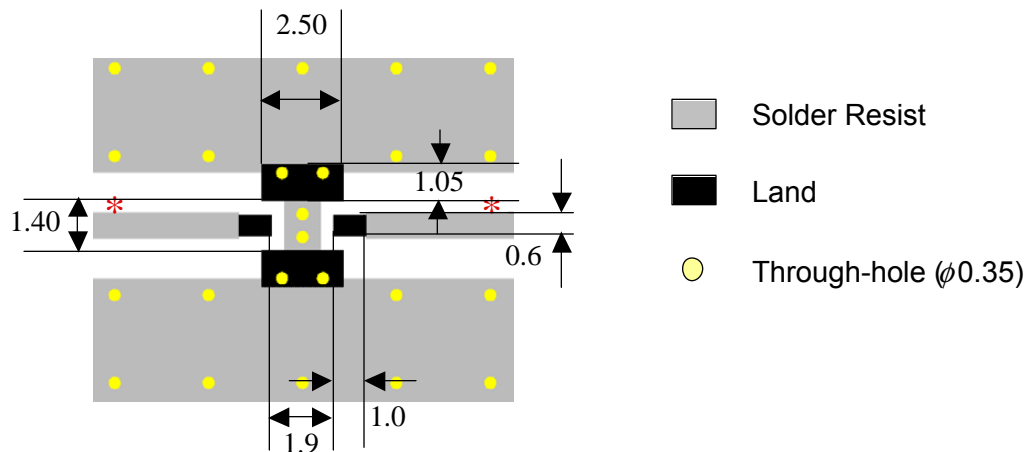


Mounting Considerations

Mount these devices with brown mark facing up.

Line width should be designed to provide 50Ω impedance matching characteristics.

Units: mm



Johanson Technology, Inc. reserves the right to make design changes without notice.

All sales are subject to Johanson Technology, Inc. terms and conditions.

"High Frequency Ceramic Solutions"

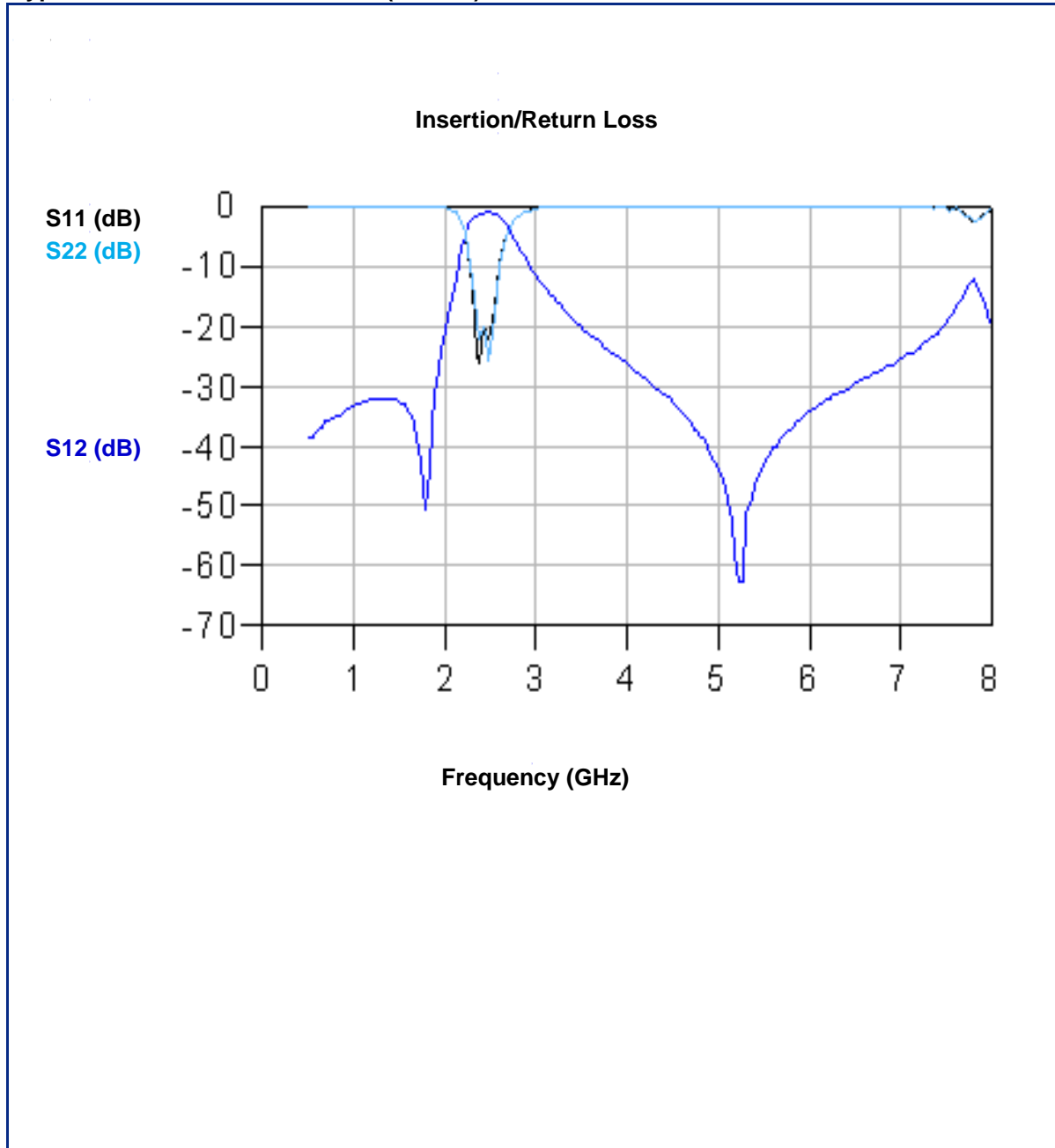
2.45 GHz Band Pass Filter

P/N 2450BP39C100C

Detail Specification: 08/12/03

Page 2 of 2

Typical Electrical Characteristics (T=25°C)



Johanson Technology, Inc. reserves the right to make design changes without notice.

All sales are subject to Johanson Technology, Inc. terms and conditions.



Looking for pricing, stock, or lifecycle information?

Click below to explore more details on WIN SOURCE:

 [View 2450BP39C100CE](#) on WIN SOURCE

 [Johanson Technology Inc.](#) Information

Optimize Your Supply Chain with WIN SOURCE Solutions

-  Global Sourcing Solution
-  Obsolete Management
-  Cost Control Management
-  Shortage Management
-  Alternative Solution
-  Excess Inventory Management