



**THE DATASHEET OF
HM72A-06R47LFTR13**




High Power High Performance Molded Surface Mount Inductors

Model HM72A Series

Features

- Operating Temperature Range -40°C to +130°C
- Temperature Rise, Maximum 50°C
- Operating Frequency Up to 3MHz
- RoHS Compliant



Specifications @ 25°C

Part Number	Inductance, Lo @ 100 kHz, 0Adc (μH)			Heating Current ⁽¹⁾ (Adc)	I _{sat} ⁽²⁾ (Adc)	DC Resistance (mΩ)		Height C (mm)	Figure
	Min.	Typ.	Max.			Typ.	Max.		
HM72A-06R10LF	0.08	0.10	0.12	26.2	60	1.50	1.70	3.0	1
HM72A-06R15LF	0.12	0.15	0.18	23.3	52	1.90	2.50	3.0	1
HM72A-06R20LF	0.16	0.20	0.24	21.2	41	2.30	3.00	3.0	1
HM72A-06R22LF	0.18	0.22	0.26	20.3	40	2.50	2.80	3.0	1
HM72A-06R33LF	0.26	0.33	0.40	18.0	30	3.20	3.90	3.0	1
HM72A-06R47LF	0.38	0.47	0.56	16.1	26	4.00	4.20	3.0	1
HM72A-06R68LF	0.54	0.68	0.82	14.4	25	5.00	5.50	3.0	1
HM72A-06R82LF	0.66	0.82	0.98	12.0	24	7.20	8.00	3.0	1
HM72A-061R0LF	0.80	1.00	1.20	10.3	22	9.00	10.00	3.0	1
HM72A-061R5LF	1.20	1.50	1.80	8.4	18	14.50	15.00	3.0	1
HM72A-062R2LF	1.76	2.20	2.64	8.3	14	15.00	20.00	3.0	1
HM72A-063R3LF	2.64	3.30	3.96	6.6	13.5	26.50	28.00	3.0	1
HM72A-064R7LF	3.76	4.70	5.64	5.4	10	35.00	40.00	3.0	1
HM72A-066R8LF	5.44	6.80	8.16	4.1	8	62.00	68.00	3.0	1
HM72A-06100LF	8.00	10.00	12.00	3.2	7	100.00	105.00	3.0	1
HM72A-06220LF	17.6	22.0	26.4	2.2	4.5	219.00	241.00	3.0	1
HM72A-06330LF	26.4	33.0	39.6	1.8	3.5	302.00	332.00	3.0	1
HM72A-10R15LF	0.12	0.15	0.18	33.0	44	0.75	0.82	4.0	2
HM72A-10R19LF	0.15	0.19	0.23	33.7	72	0.70	0.80	4.0	2
HM72A-10R24LF	0.19	0.24	0.29	31.6	70	0.80	0.90	4.0	2
HM72A-10R36LF	0.29	0.36	0.43	27.5	60	1.30	1.40	4.0	2
HM72A-10R47LF	0.38	0.47	0.56	24.8	52	1.30	1.40	4.0	2
HM72A-10R56LF	0.45	0.56	0.67	21.6	49	1.70	1.80	4.0	2
HM72A-101R0LF	0.80	1.00	1.20	18.0	21	2.56	2.75	4.0	2
HM72A-101R5LF	1.20	1.50	1.80	12.0	27.5	5.50	5.80	4.0	2
HM72A-101R8LF	1.44	1.80	2.16	13.0	15	4.50	5.00	4.0	2
HM72A-103R3LF	2.64	3.30	3.96	8.0	18.6	12.50	13.75	4.0	2
HM72A-104R7LF	3.76	4.70	5.64	7.3	17	15.00	16.50	4.0	2
HM72A-12R47LF	0.38	0.47	0.56	40.5	65	1.10	1.30	5.0	2
HMA72-12R50LF	0.40	0.50	0.60	39.0	65	1.30	1.50	5.0	2
HMA72-12R56LF	0.45	0.56	0.67	34.0	55	1.30	1.50	5.0	2
HM72A-121R0LF	0.80	1.00	1.20	26.0	50	2.20	2.50	5.0	2
HM72A-121R5LF	1.20	1.50	1.80	20.0	48	3.60	4.10	5.0	2

General Note

TT Electronics reserves the right to make changes in product specification without notice or liability.
All information is subject to TT Electronics' own data and is considered accurate at time of going to print.

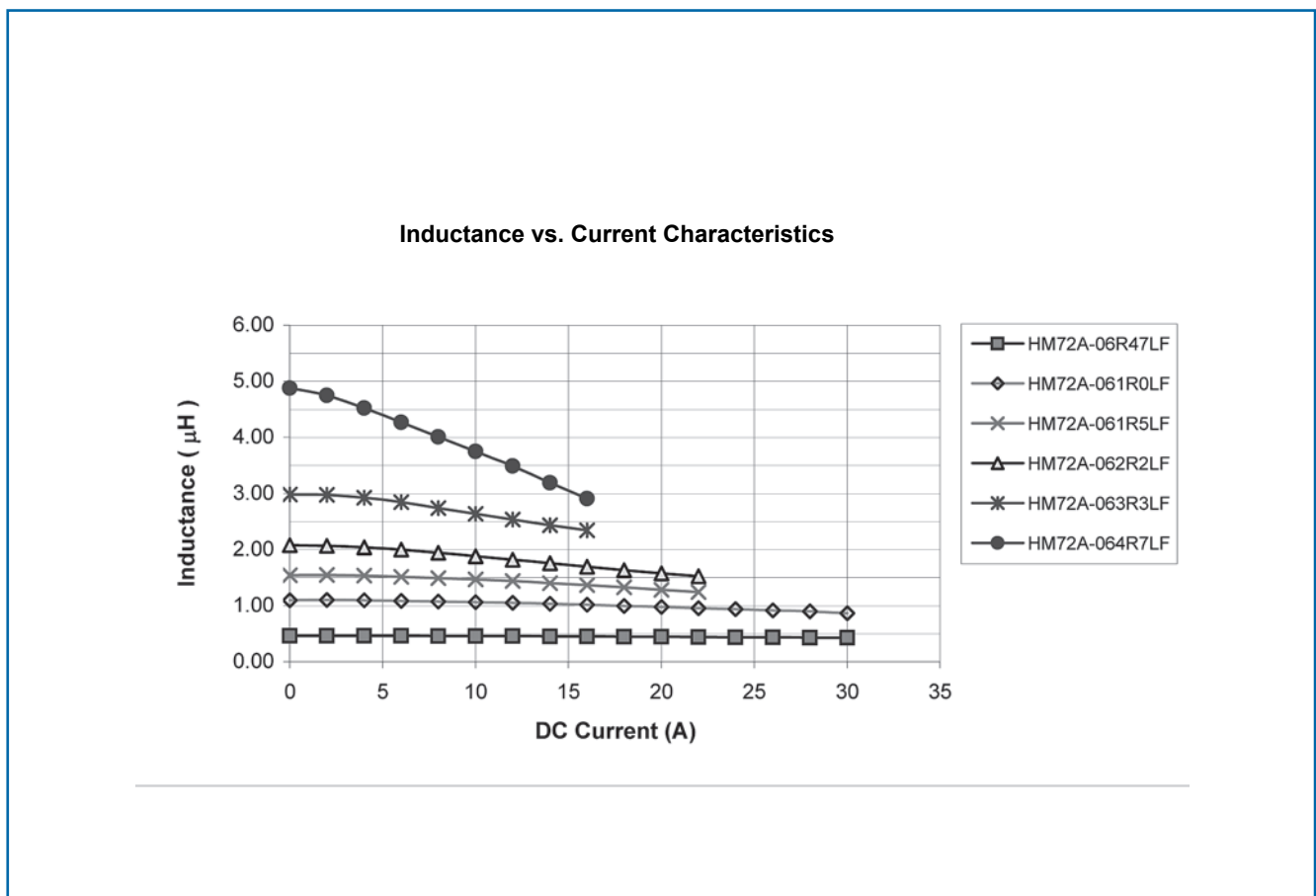
Model HM72A Series

Specifications @ 25°C (Continued)

Part Number	Inductance, Lo @ 100 kHz, 0Adc (μH)			Heating Current ⁽¹⁾ (Adc)	I _{sat} ⁽²⁾ (Adc)	DC Resistance (mΩ)		Height C (mm)	Figure
	Min.	Typ.	Max.			Typ.	Max.		
HM72A-122R2LF	1.76	2.20	2.64	17.0	32	5.00	5.50	5.0	2
HM72A-123R3LF	2.64	3.30	3.96	15.0	32	7.70	9.20	5.0	3
HM72A-124R7LF ⁽³⁾	3.76	4.70	5.64	10.7	27 ⁽³⁾	12.80	15.00	5.0	3
HM72A-12100LF	8.00	10.00	12.00	8.3	16	21.40	25.50	5.0	3
HM72A-12R15HLF	0.12	0.15	0.18	56.0	11	8 0.53	0.60	6.5	2
HM72A-12R33HLF	0.26	0.33	0.40	44.8	65	0.83	0.90	6.5	2
HM72A-12R40HLF	0.32	0.40	0.48	43.0	64	0.90	1.00	6.5	2
HM72A-12R47HLF	0.38	0.47	0.56	40.8	63	1.00	1.20	6.5	2
HM72A-12R68HLF	0.54	0.68	0.82	34.5	60	1.40	1.60	6.5	2
HM72A-121R0HLF	0.80	1.00	1.20	31.0	49	1.70	2.00	6.5	2
HM72A-121R5HLF	1.20	1.50	1.80	25.8	45	2.50	3.00	6.5	2
HM72A-122R2HLF	1.76	2.20	2.64	22.0	40	3.50	3.85	6.5	2
HM72A-123R3HLF	2.64	3.30	3.96	19.0	35	5.50	6.80	6.5	3
HM72A-124R7HLF ⁽³⁾	3.76	4.70	5.64	15.0	30 ⁽³⁾	7.20	7.92	6.5	3
HM72A-126R8HLF	5.44	6.80	8.12	11.3	16.5	13.10	14.00	6.5	3
HM72A-12100HLF ⁽³⁾	8.00	10.00	12.00	9.9	15.5 ⁽³⁾	18.00	19.20	6.5	2
HM72A-12200HLF	16.00	20.00	24.00	6.7	13.0	37.00	40.50	6.5	2

- Notes : (1) The heating current is the DC current which causes the component temperature to increase by approximately 50°C. This current is determined by soldering the component on a typical application PCB, and then applying the current to the device for 30 minutes.
 (2) The saturation current (Isat) is the approximate current at which the inductance will be decreased by 20% typical from its initial (zero DC) value.
 (3) The saturation current (Isat) of HM72A-124R7LF, HM72A-124R7HLF and HM72A-12100HLF is the approximate current at which the inductance will be decreased by 30% typical from its initial (zero DC) value.

Electrical Characteristics @ 25°C

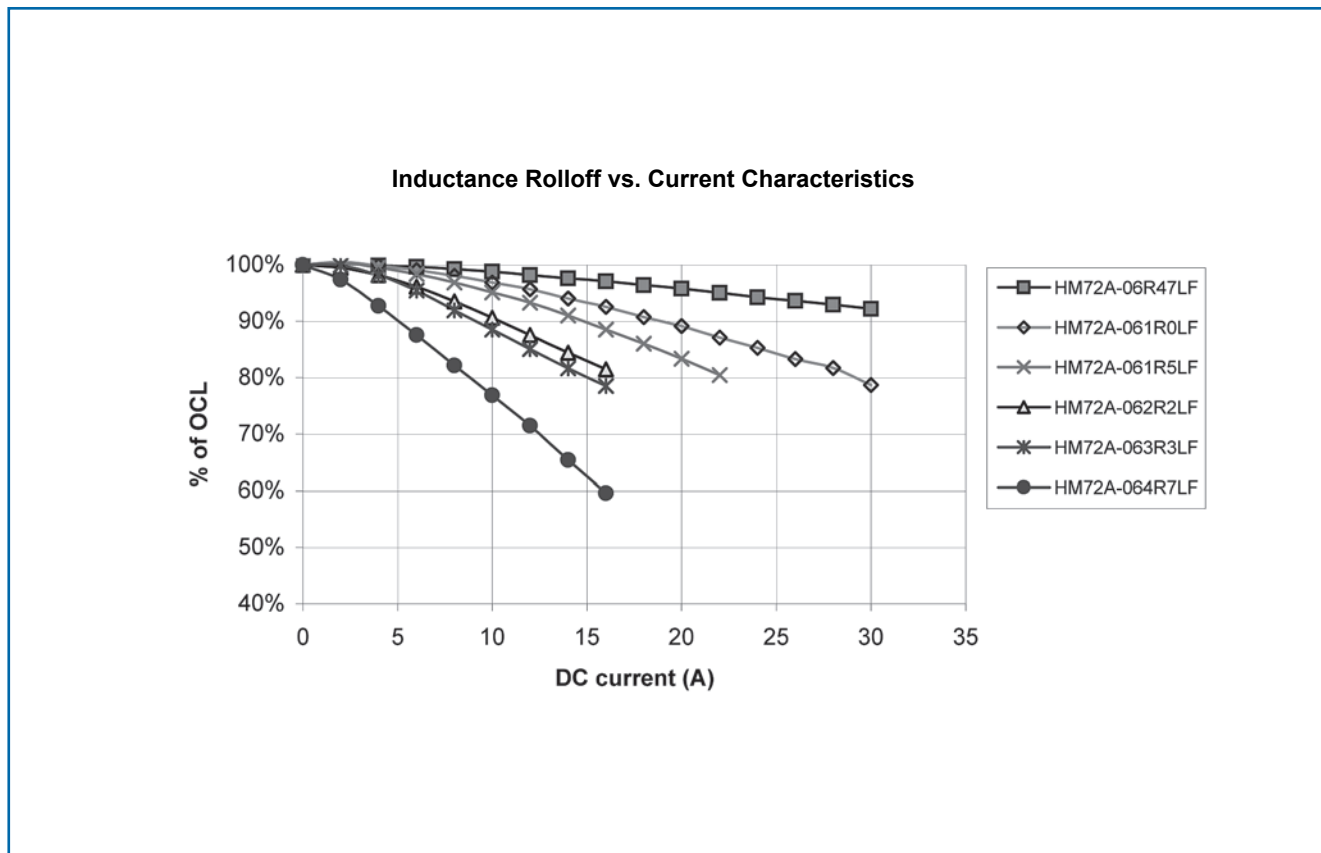


General Note

TT Electronics reserves the right to make changes in product specification without notice or liability. All information is subject to TT Electronics' own data and is considered accurate at time of going to print.

Model HM72A Series

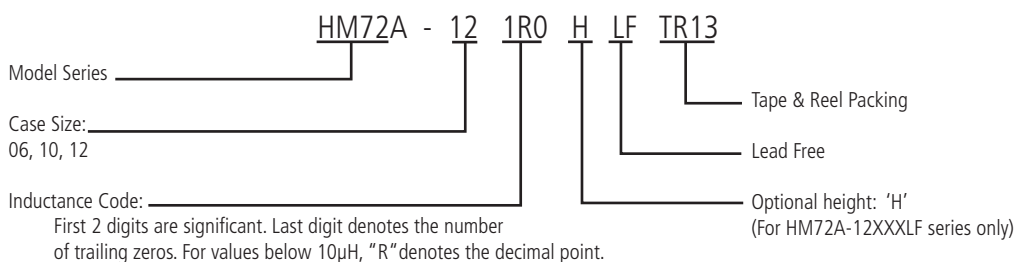
Electrical Characteristics @ 25°C Continued



Packaging

Embossed Tape and Reel			
Standard:	Reel:	Diameter:	= 13" (330.2mm)
		Capacity:	06XXX = 1,000 Units
			10XXX = 500 Units
			12XXX/12XXXH = 400 Units

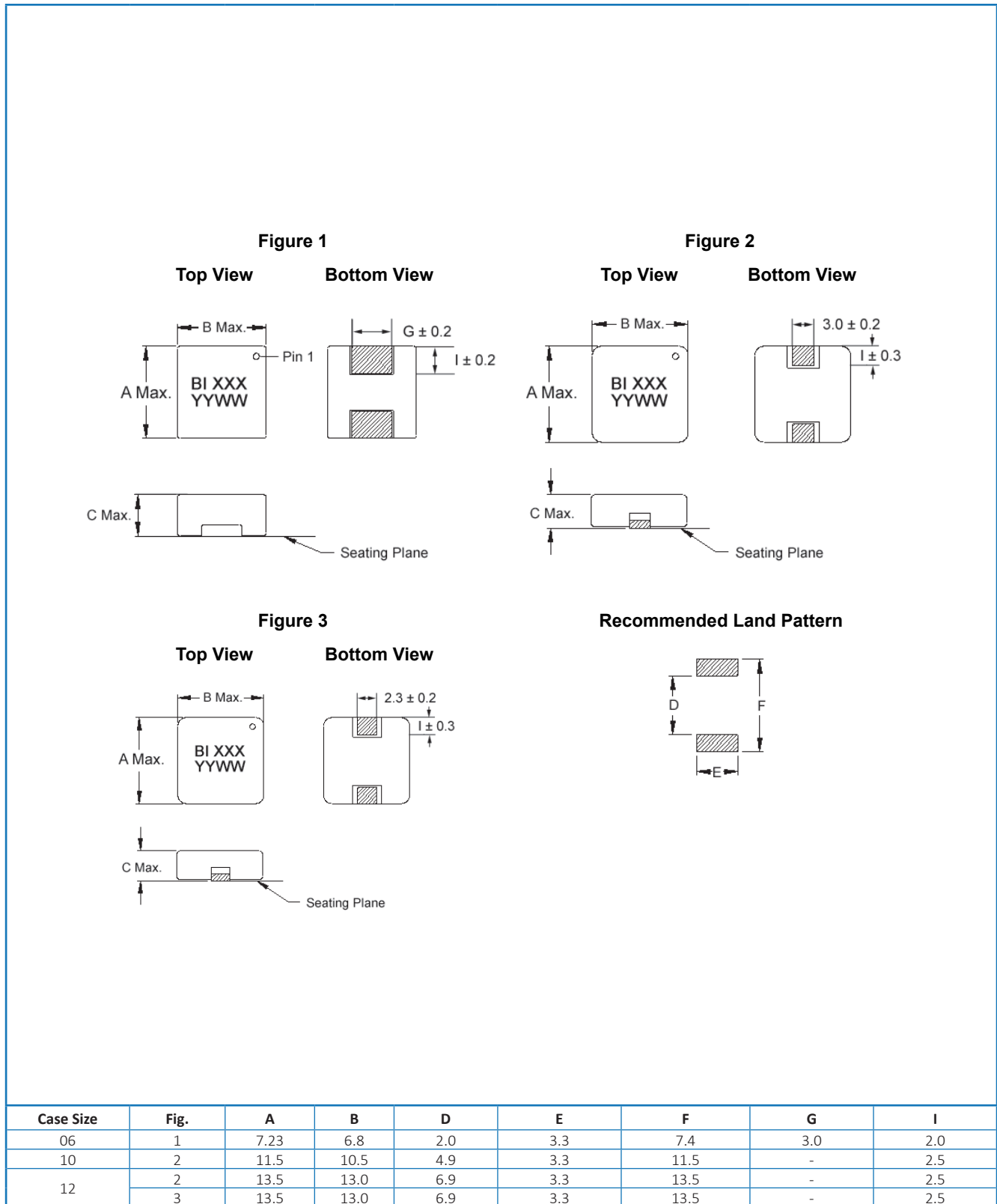
Ordering Information



General Note

TT Electronics reserves the right to make changes in product specification without notice or liability. All information is subject to TT Electronics' own data and is considered accurate at time of going to print.

Outline Dimensions (mm)



Note: Refer to Specifications table for 'C' dimension of each model.

General Note

TT Electronics reserves the right to make changes in product specification without notice or liability.
All information is subject to TT Electronics' own data and is considered accurate at time of going to print.

Looking for pricing, stock, or lifecycle information?

Click below to explore more details on WIN SOURCE:

 [View HM72A-06R47LFTR13 on WIN SOURCE](#)

 [TT Electronics](#) Information

Optimize Your Supply Chain with WIN SOURCE Solutions

-  Global Sourcing Solution
-  Obsolete Management
-  Cost Control Management
-  Shortage Management
-  Alternative Solution
-  Excess Inventory Management