



THE DATASHEET OF
23Z106SMNL-T



COMMON MODE CHOKE CATALOG

Suited for LAN and Telecom Applications



Pulse
A TECHNITROL COMPANY


TABLE of CONTENTS





Common Mode Chokes for Datacom Applications

Surface Mount Common Mode Chokes	2-6
Through Hole Common Mode Chokes	7-12

SURFACE MOUNT COMMON MODE CHOKES

Suited for LAN and Telecom Applications



-  Reduces radiated EMI emissions
-  Filters common mode noise for EMI reduction
-  Common mode attenuation from 100 kHz to 1 GHz
-  Tape & Reel packaging available for surface mount parts*

Electrical Specifications @ 25°C

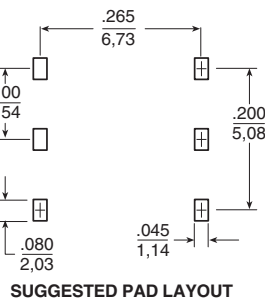
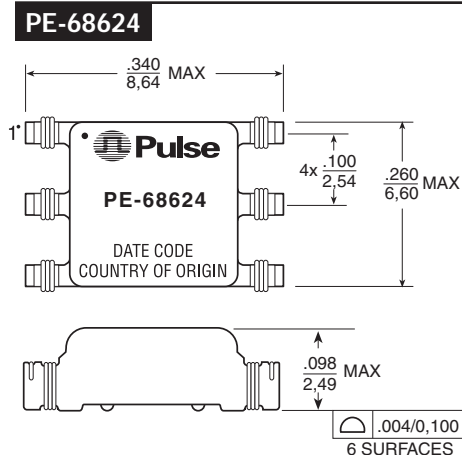
Part Number	No. of Ports	Primary Inductance OCL (μH MIN)	Common Mode Attenuation (db TYP)									DCR (Ω MAX)	Page Number Mech & Schem
			100 KHz	1 MHz	10 MHz	30 MHz	50 MHz	100 MHz	300 MHz	500 MHz	1 GHz		
PE-68624	2	47	11	27	40	44	42	36	26	17	—	0.40	2
PE-65855	2	4700	41	43	49	39	34	26	20	20	12	1.0	4
B2013	2	6300	46	47	43	32	25	29	21	14	16	1.0	3
B4003	2	4700	42	41	48	38	33	21	22	23	17	1.0	6
23Z87SM	3	69	9	24	31	30	29	27	21	16	—	0.20	4
PE-65857	4	22.5	7	20	30	37	38	34	24	13	—	0.22	4
PE-68627	4	24	8	21	32	36	37	36	30	20	—	0.25	4
T8003	4	33	9	13	32	32	30	27	16	17	13	0.20	6
23Z4000SMD	4	36	7	23	35	38	38	36	29	24	—	0.50	5
PE-65854	4	47	3	19	32	36	35	29	12	6	—	0.40	3
23Z104SM	4	68	8	22	28	28	27	25	20	15	—	0.20	5
PE-67540	4	100	14	33	44	48	49	44	34	29	20	0.60	4
PE-65853	4	4700	40	51	38	30	25	20	14	13	—	1.20	3
23Z106SM	6	68	8	22	29	30	30	29	24	19	—	0.20	5
PE-69011	8	36	8	24	36	39	35	29	18	11	—	0.35	3
23Z105SM	8	68	8	24	30	29	27	24	16	11	—	0.20	5
23Z109SM	10	7.5	4	9	20	25	26	24	16	11	—	0.20	5
T8008	16	47	7	27	40	44	42	36	26	—	—	0.40	6

* When ordering Tape & Reel packaging, add a "T" at the end of the part number (i.e. PE-65738T or 23Z106SMT).

NOTE: Additional common mode chokes are available. Please contact Applications Engineering.

Mechanical

Schematic



Weight 0.17 grams
Tape & Reel 1500/reel
Tube 85/tube

SURFACE MOUNT COMMON MODE CHOKES

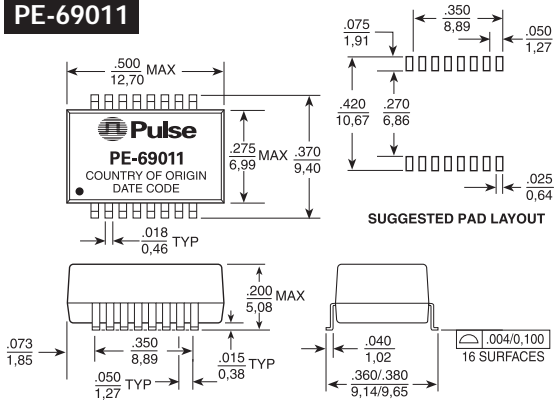
Suited for LAN and Telecom Applications



Mechanical

Schematic

PE-69011

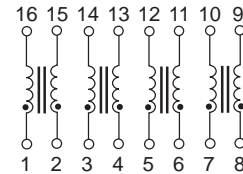


Dimensions: $\frac{\text{Inches}}{\text{mm}}$

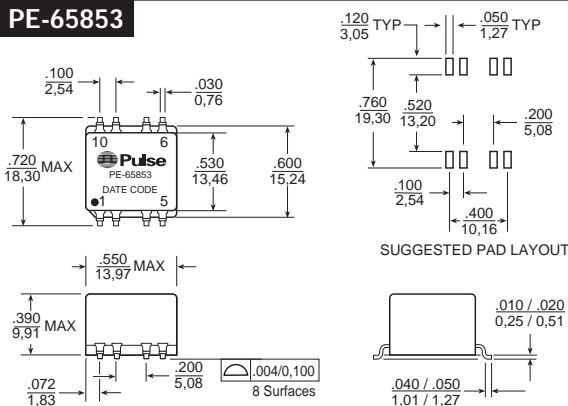
Unless otherwise specified,
all tolerances are $\pm .010$
0,25

Weight 0.83 grams
Tape & Reel 900/reel
Tube 40/tube

PE-69011



PE-65853

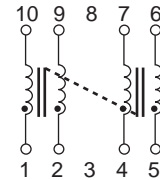


Dimensions: $\frac{\text{Inches}}{\text{mm}}$

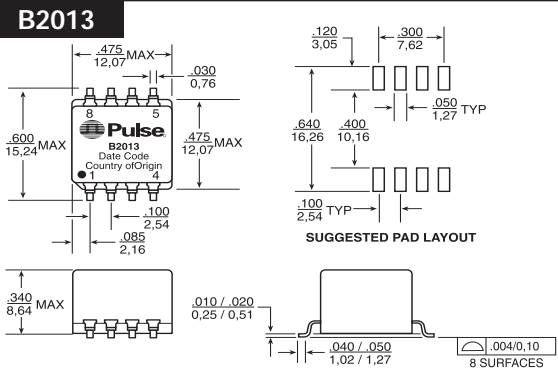
Unless otherwise specified,
all tolerances are $\pm .010$
0,25

Weight 4.0 grams
Tape & Reel 150/reel
Tube 35/tube

PE-65853



B2013



Dimensions: $\frac{\text{Inches}}{\text{mm}}$

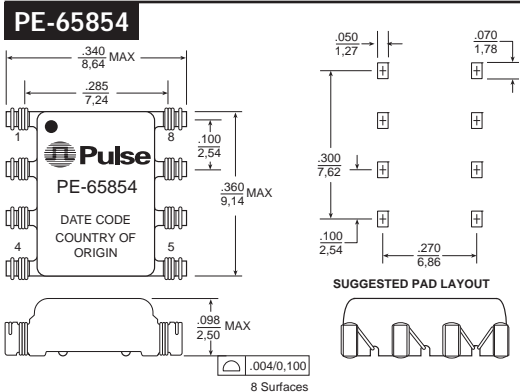
Unless otherwise specified,
all tolerances are $\pm .010$
0,25

Weight 9.5 grams
Tray30/tray

B2013



PE-65854

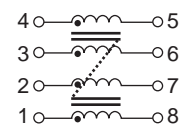


Dimensions: $\frac{\text{Inches}}{\text{mm}}$

Unless otherwise specified,
all tolerances are $\pm .010$
0,25

Weight 0.3 grams
Tape & Reel 1500/reel
Tube 60/tube

PE-65854



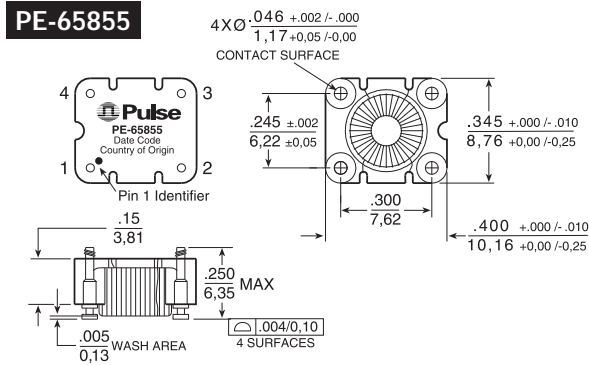
SURFACE MOUNT COMMON MODE CHOKES

Suited for LAN and Telecom Applications



Mechanical

Schematic



Dimensions: Inches
mm

Unless otherwise specified,
all tolerances are $\pm .010$
0,25

Weight 0.69 grams
Tape & Reel 800/reel
Tube 40 /tube

PE-65855



Dimensions: Inches
mm

Unless otherwise specified,
all tolerances are $\pm .010$
0,25

Weight 2.0 grams
Tape & Reel 250/reel
Tube 40/tube

PE-65857

PE-67540



Dimensions: Inches
mm

Unless otherwise specified,
all tolerances are $\pm .010$
0,25

Weight 0.3 grams
Tape & Reel 1500/reel
Tube 55/tube

PE-68627



Dimensions: Inches
mm

Unless otherwise specified,
all tolerances are $\pm .005$
0,13

Weight 0.5 grams
Tape & Reel 750/reel
Tube 100/tube

23Z87SM



SURFACE MOUNT COMMON MODE CHOKES

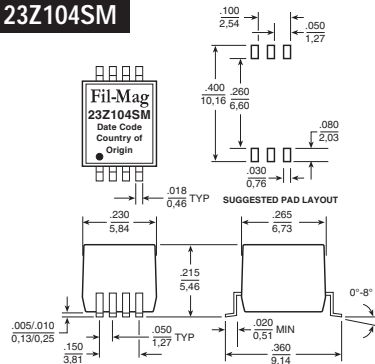
Suited for LAN and Telecom Applications



Mechanical

Schematic

23Z104SM

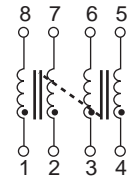


Dimensions: Inches
mm

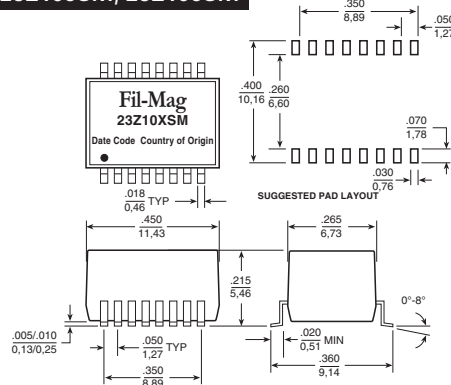
Unless otherwise specified,
all tolerances are $\pm .005$
0,13

Weight 0.5 grams
Tape & Reel 750/reel
Tube 100/tube

23Z104SM



23Z105SM, 23Z106SM

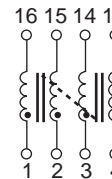


Dimensions: Inches
mm

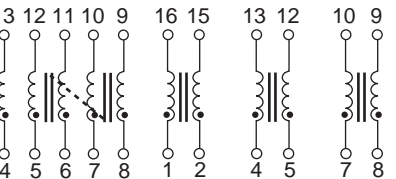
Unless otherwise specified,
all tolerances are $\pm .005$
0,13

23Z105SM 23Z106SM
Weight 0.8 grams 1.0 grams
Tape & Reel 750/reel 750/reel
Tube 50/tube 50/tube

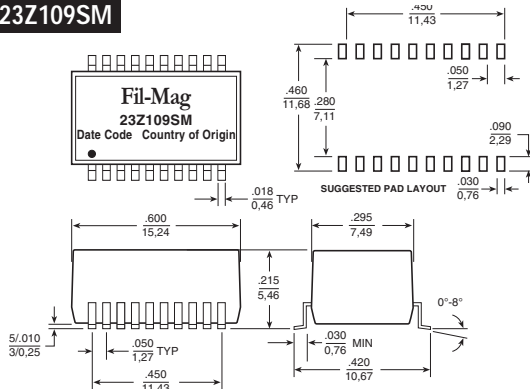
23Z105SM



23Z106SM



23Z109SM

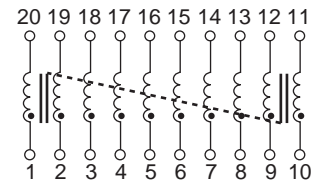


Dimensions: Inches
mm

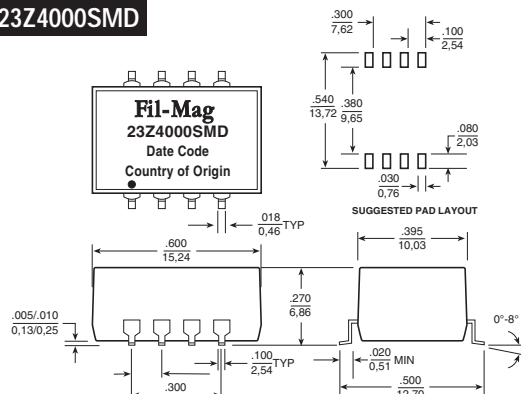
Unless otherwise specified,
all tolerances are $\pm .005$
0,13

Weight 1.3 grams
Tape & Reel 500/reel
Tube 38/tube

23Z109SM



23Z4000SMD

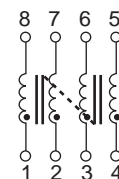


Dimensions: Inches
mm

Unless otherwise specified,
all tolerances are $\pm .005$
0,13

Weight 2.1 grams
Tape & Reel 350/reel
Tube 38/tube

23Z4000SMD



SURFACE MOUNT COMMON MODE CHOKES

Suited for LAN and Telecom Applications



Mechanical

Schematic

T8003



Dimensions: Inches
mm

Unless otherwise specified,
all tolerances are $\pm .005$ -
0,13

Weight 0.84 grams
Tape & Reel 750/reel
Tube 100/tube

T8003



T8055



Dimensions: Inches
mm

Unless otherwise specified,
all tolerances are $\pm .010$ -
0,25

Weight 0.2 grams
Tape & Reel 1750/reel
Tube 80/tube

T8055



B4003



Dimensions: Inches
mm

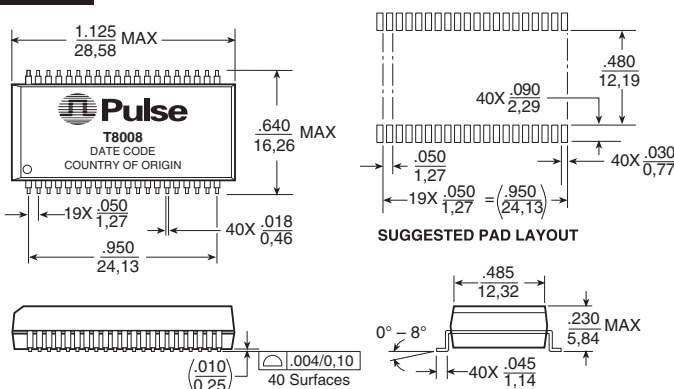
Unless otherwise specified,
all tolerances are $\pm .010$ -
0,25

Weight 1.0 grams
Tape & Reel 425/reel
Tube 50/tube

B4003



T8008

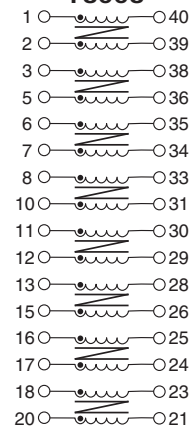


Dimensions: Inches
mm

Unless otherwise specified,
all tolerances are $\pm .010$ -
0,25

Weight 4.0 grams
Tape & Reel 250/reel
Tube 15/tube


T8008







NOTE: The common mode test circuit for surface mount is the same as for through hole and is on the back page.

THROUGH HOLE COMMON MODE CHOKES

Suited for LAN and Telecom Applications



-  Reduces radiated EMI emissions
-  Filters common mode noise for EMI reduction
-  Common mode attenuation from 100 kHz to 1 GHz
-  Tube packaging available for through hole parts

Electrical Specifications @ 25°C

Part Number	No. of Lines	Primary Inductance OCL (μH MIN)	Common Mode Attenuation (dB TYP)								DCR (Ω MAX)	Page Number Mech & Schem	
			100 kHz	1 MHz	10 MHz	30 MHz	50 MHz	100 MHz	300 MHz	500 MHz			1 GHz
PE-65944	2	24	1	14	28	32	33	28	13	5	—	0.30	8
PE-67531	2	140	14	34	45	49	50	47	38	32	25	0.60	9
B2005	2	9000	47	47	41	30	22	33	21	15	15	1.0	10
PE-65554	4	24	—	21	32	38	39	34	24	13	—	0.30	8
PE-68002	4	68	7	24	37	41	42	40	31	27	—	0.35	9
23Z104	4	85	8	23	29	29	28	25	17	11	—	0.20	10
PE-67539	4	140	14	33	44	48	48	43	33	28	19	0.60	9
PE-65542	4	1000	28	41	42	32	22	—	—	—	—	0.70	8
PT5039	4	3600	42	43	42	32	27	17	15	9	13	0.50	8
J0010D11	4	—	9	13	32	35	35	29	13	24	19	0.50	10
PE-65950	4	4700±30%	40	51	37	28	23	20	—	—	—	1.00	8
PE-65541	4	6000	44	54	33	32	29	—	—	—	—	1.40	8
PE-68613	4	3290	40	51	37	28	23	20	—	—	—	1.00	10

Mechanical

Schematic

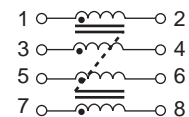
PE-65541, PE-65542, PE-65950



Dimensions: Inches _____
mm _____
Unless otherwise specified,
all tolerances are ± .010
0,25

Weight 0.38 grams
Tube 35/tube

PE-65541
PE-65542
PE-65950



THROUGH HOLE COMMON MODE CHOKES

Suited for LAN and Telecom Applications



Mechanical

Schematic

PE-65554



Dimensions: $\frac{\text{Inches}}{\text{mm}}$
Unless otherwise specified,
all tolerances are $\pm \frac{.010}{0,25}$

Weight 2.5 grams
Tube 35/tube

PE-65554



PT5039



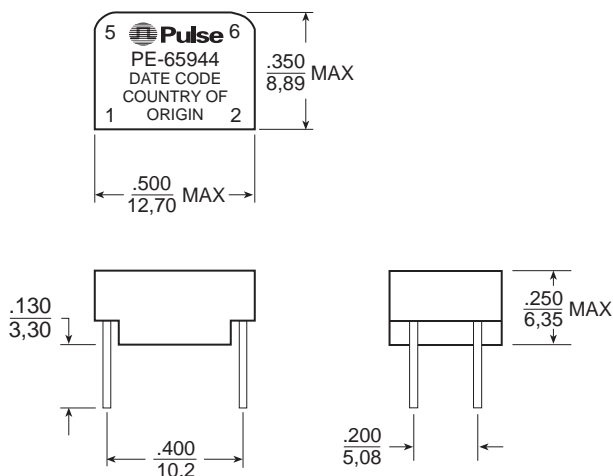
Dimensions: $\frac{\text{Inches}}{\text{mm}}$
Unless otherwise specified,
all tolerances are $\pm \frac{.010}{0,25}$

Weight 2.5 grams
Tube 35/tube

PT5039



PE-65944



Dimensions: $\frac{\text{Inches}}{\text{mm}}$
Unless otherwise specified,
all tolerances are $\pm \frac{.010}{0,25}$

Weight 1.07 grams
Tube 30/tube

PE-65944



THROUGH HOLE COMMON MODE CHOKES

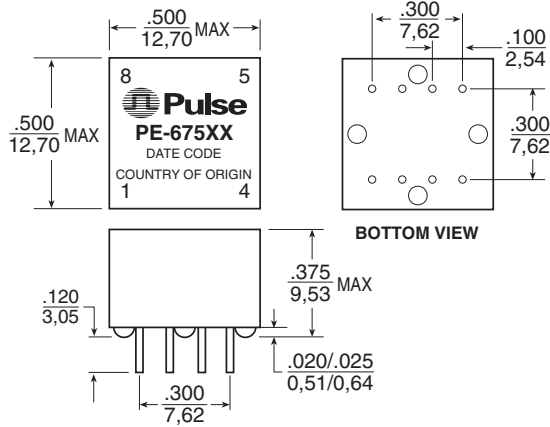
Suited for LAN and Telecom Applications



Mechanical

Schematic

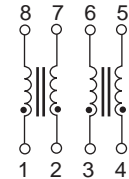
PE-67539



Dimensions: $\frac{\text{Inches}}{\text{mm}}$
Unless otherwise specified,
all tolerances are $\pm \frac{.010}{0,25}$

Weight 2.4 grams
Tube 40/tube

PE-67539



PE-67531



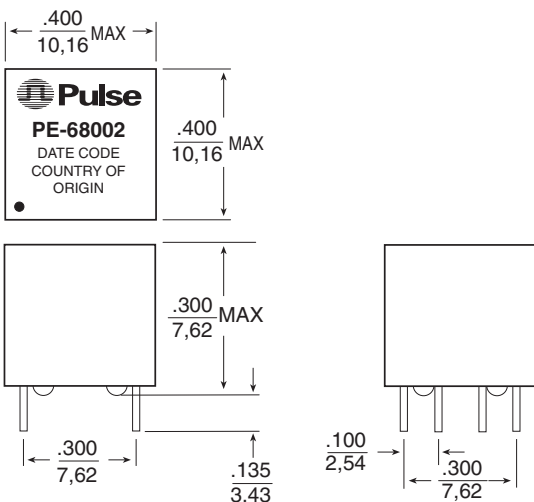
Dimensions: $\frac{\text{Inches}}{\text{mm}}$
Unless otherwise specified,
all tolerances are $\pm \frac{.010}{0,25}$

Weight 0.76 grams
Tube 40/tube

PE-67531



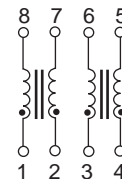
PE-68002



Dimensions: $\frac{\text{Inches}}{\text{mm}}$
Unless otherwise specified,
all tolerances are $\pm \frac{.010}{0,25}$

Weight 1.4 grams
Tube 50/tube

PE-68002



THROUGH HOLE COMMON MODE CHOKES

Suited for LAN and Telecom Applications



Mechanical

Schematic

B2005



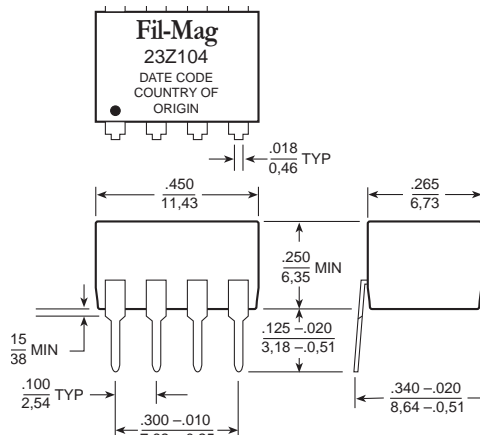
Dimensions: $\frac{\text{Inches}}{\text{mm}}$
Unless otherwise specified,
all tolerances are $\pm \frac{.005}{0,13}$

Weight 3.7 grams
Tube 40/tube

B2005



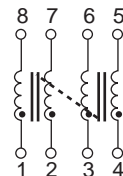
23Z104



Dimensions: $\frac{\text{Inches}}{\text{mm}}$
Unless otherwise specified,
all tolerances are $\pm \frac{.005}{0,13}$

Weight 1.0 grams
Tube 50/tube

23Z104



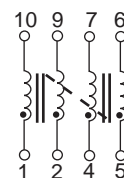
PE-68613



Dimensions: $\frac{\text{Inches}}{\text{mm}}$
Unless otherwise specified,
all tolerances are $\pm \frac{.005}{0,127}$

Weight 3.5 grams
Tube 40/tube

PE-68613



THROUGH HOLE COMMON MODE CHOKES

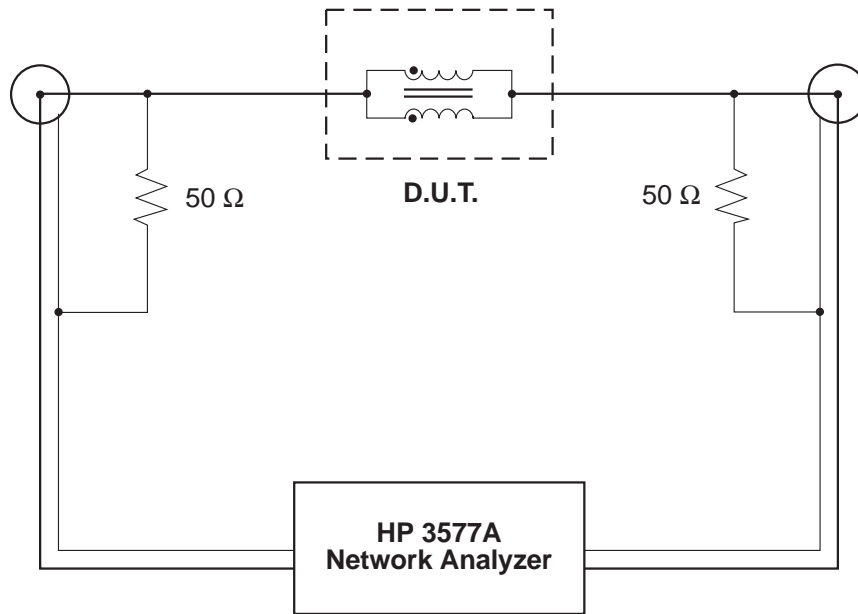
Suited for LAN and Telecom Applications



J0010D11 - Filtered Connector



Common Mode Test Circuit for Surface Mount and Through Hole



Test Notes:

1. Network analyzer calibrated to compensate for 50 Ω resistors.
2. All windings on a core are connected in parallel for the test.
3. For multi-core chokes, test data is for one core only. The windings on the other core(s) are left unconnected (i.e. open).

For More Information:

Pulse Worldwide Headquarters	Pulse Europe	Pulse China Headquarters	Pulse North China	Pulse South Asia	Pulse North Asia
12220 World Trade Dr. San Diego, CA 92128 U.S.A.	Einsteinstrasse 1 D-71083 Herrenberg Germany	B402, Shenzhen Academy of Aerospace Technology Bldg. 10th Kejinan Rd. High-Tech Zone Nanshan District Shenzhen, PR China 518057	Room 1503 XinYin Building No. 888 YiShan Rd. Shanghai 200233 China	135 Joo Seng Rd. #03-02 PM Industrial Bldg. Singapore 368363	No. 26, Kao Ching Rd. Yang Mei Chen Taoyuan Hsien Taiwan R. O. C.
www.pulseeng.com Tel: 858 674 8100 Fax: 858 674 8262	Tel: 49 7032 7806 0 Fax: 49 7032 7806 135	TEL: 86 755 33966678 FAX: 86 755 33966700	Tel: 86 21 54643211/2 Fax: 86 21 54643210	TEL: 65 6287 8998 FAX: 65 6280 0080	Tel: 886 3 4643715 Fax: 886 3 4641911

Performance warranty of products offered on this data sheet is limited to the parameters specified. Data is subject to change without notice. Other brand and product names mentioned herein may be trademarks or registered trademarks of their respective owners.
© Copyright, 2009. Pulse Engineering, Inc. All rights reserved.

Looking for pricing, stock, or lifecycle information?

Click below to explore more details on WIN SOURCE:

 [View 23Z106SMNL-T on WIN SOURCE](#)

 [Pulse Information](#)

Optimize Your Supply Chain with WIN SOURCE Solutions

-  Global Sourcing Solution
-  Obsolete Management
-  Cost Control Management
-  Shortage Management
-  Alternative Solution
-  Excess Inventory Management