



**THE DATASHEET OF  
HFCN-3500+**





CERAMIC


# High Pass Filter

## HFCN-3500+

50Ω 3900 to 9800 MHz

### THE BIG DEAL

- Small size
- 5 sections
- Temperature stable
- Excellent power handling, 7W
- Hermetically sealed
- LTCC construction
- Low cost
- Protected by US Patent 7,760,485



Generic photo used for illustration purposes only

CASE STYLE: FV1206-1

### +RoHS Compliant

The +Suffix identifies RoHS Compliance. See our website for methodologies and qualifications

### APPLICATIONS

- Sub-harmonic rejection
- Transmitters/receivers

### ELECTRICAL SPECIFICATIONS<sup>1,2</sup> AT 25°C

Parameter	Frequency (MHz)	Min.	Typ.	Max.	Units	
Stop Band	Rejection Loss	2900	—	30	—	dB
		2800	20	—	—	
	Freq. Cut-Off	3500	—	3.0	—	
	VSWR	2800-2900	—	20	—	
Pass Band	Insertion Loss	3900-9800	—	—	2.0	dB
		4000-8800	—	—	1.5	dB
	VSWR	3650-9500	—	1.5	—	:1

1. In Application where DC voltage is present at either input or output ports, coupling capacitors are required. Alternatively, Mini-Circuits' "D" suffix version of this model will provide >100 MOhm isolation to ground.

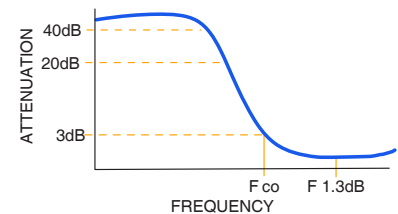
2. Measured on Mini-Circuits Characterization Test Board TB-285.

### MAXIMUM RATINGS

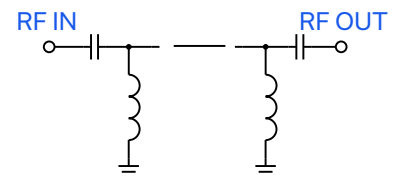
Parameter	Ratings
Operating temperature	-55°C to 100°C
Storage temperature	-55°C to 100°C
RF Power Input <sup>3</sup>	7 W max. at 25°C

3. Passband rating, derate linearly to 3W at 100°C ambient. Permanent damage may occur if any of these limits are exceeded.

### TYPICAL FREQUENCY RESPONSE



### FUNCTIONAL SCHEMATIC



REV. F  
ECO-012367  
HFCN-3500+  
RAV/CP/AM  
230822



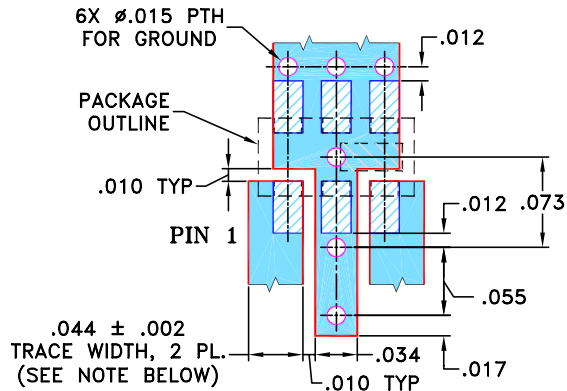


### PIN CONNECTIONS

RF IN	1
RF OUT	3
GROUND	2,4,5,6

PRODUCT MARKING: N/A

DEMO BOARD MCL P/N: TB-285  
SUGGESTED PCB LAYOUT (PL-158)

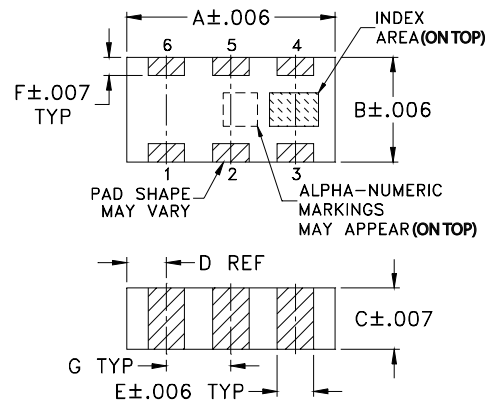


**NOTE:** 1. TRACE WIDTH IS SHOWN FOR ROGERS R04350 WITH DIELECTRIC THICKNESS:  $.020 \pm .0015$ ; COPPER: 1/2 OZ. EACH SIDE. FOR OTHER MATERIALS TRACE WIDTH MAY NEED TO BE MODIFIED.

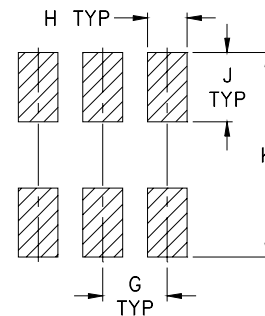
2. BOTTOM SIDE OF THE PCB IS CONTINUOUS GROUND PLANE.

- DENOTES PCB COPPER LAYOUT
- DENOTES COPPER LAND PATTERN FREE OF SOLDERMASK

### OUTLINE DRAWING



### PCB Land Pattern



Suggested Layout,  
Tolerance to be within  $\pm .002$

### OUTLINE DIMENSIONS (Inches mm)

A	B	C	D	E	F	
.126	.063	.035	.024	.022	.011	
3.20	1.60	0.89	0.61	0.56	0.28	
G	H	J	K			wt
.039	.024	.042	.123			grams
0.99	0.61	1.07	3.12			.020

### TAPE & REEL INFORMATION: F75



CERAMIC

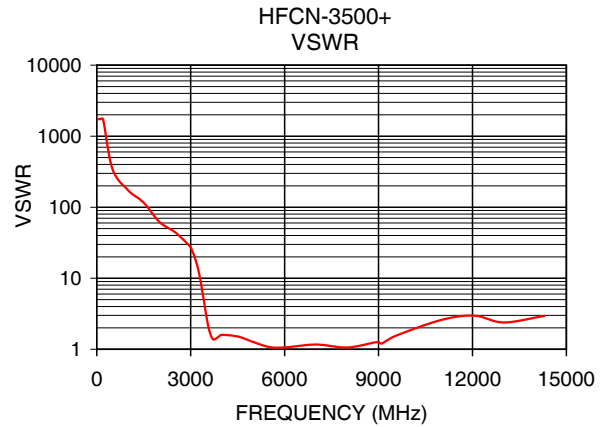
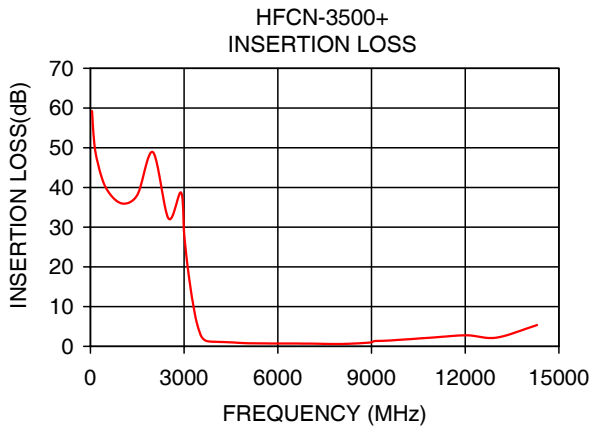
# High Pass Filter

## HFCN-3500+

Mini-Circuits

### TYPICAL PERFORMANCE DATA AT 25°C

Frequency (MHz)	Insertion Loss (dB)	VSWR (:1)
50	59.26	1737.18
400	41.60	434.30
1500	38.09	115.81
2800	35.62	34.75
2900	38.74	30.49
3050	24.44	24.14
3250	12.48	12.61
3400	6.15	5.42
3500	3.42	2.92
3650	1.63	1.53
3900	1.17	1.51
4000	1.14	1.59
6000	0.71	1.06
8800	0.74	1.23
9500	1.36	1.48
9800	1.41	1.87
14000	2.60	1.49





#### NOTES

- A. Performance and quality attributes and conditions not expressly stated in this specification document are intended to be excluded and do not form a part of this specification document.
- B. Electrical specifications and performance data contained in this specification document are based on Mini-Circuit's applicable established test performance criteria and measurement instructions.
- C. The parts covered by this specification document are subject to Mini-Circuits standard limited warranty and terms and conditions (collectively, "Standard Terms"); Purchasers of this part are entitled to the rights and benefits contained therein. For a full statement of the standard. Terms and the exclusive rights and remedies thereunder, please visit Mini-Circuits' website at [www.minicircuits.com/MCLStore/terms.jsp](http://www.minicircuits.com/MCLStore/terms.jsp)



## Looking for pricing, stock, or lifecycle information?

Click below to explore more details on WIN SOURCE:

-  [View HFCN-3500+](#) on WIN SOURCE
-  [Mini-Circuits](#) Information

## Optimize Your Supply Chain with WIN SOURCE Solutions

-  Global Sourcing Solution
-  Obsolete Management
-  Cost Control Management
-  Shortage Management
-  Alternative Solution
-  Excess Inventory Management