

# DATA SHEET

For a complete data sheet, please also download:

- The IC04 LOCMOS HE4000B Logic Family Specifications HEF, HEC
- The IC04 LOCMOS HE4000B Logic Package Outlines/Information HEF, HEC

## HEF4075B

### gates

### Triple 3-input OR gate

Product specification  
File under Integrated Circuits, IC04

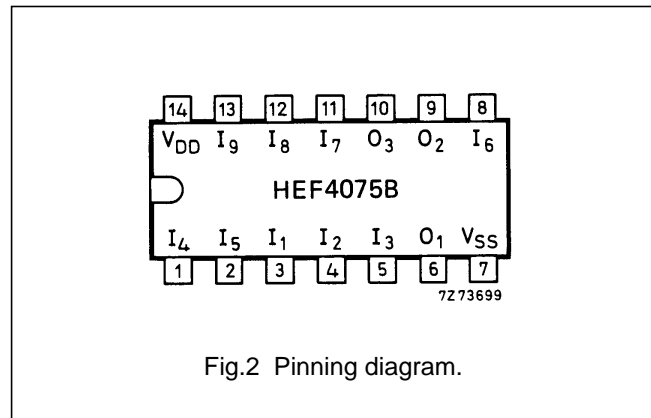
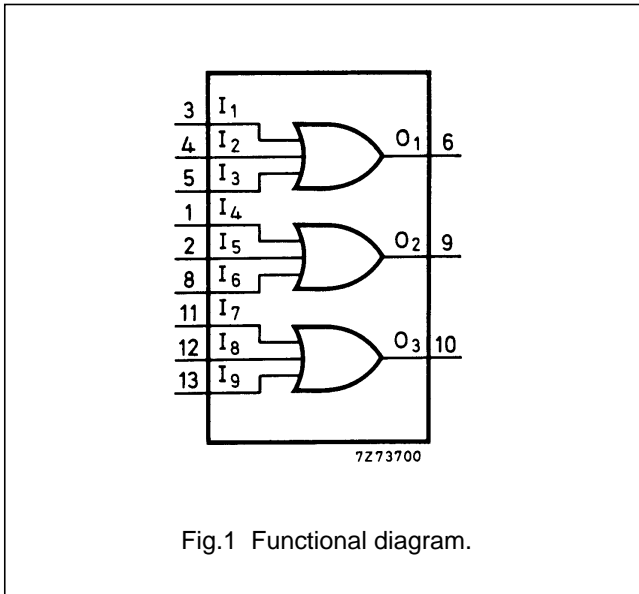
January 1995

**Triple 3-input OR gate**

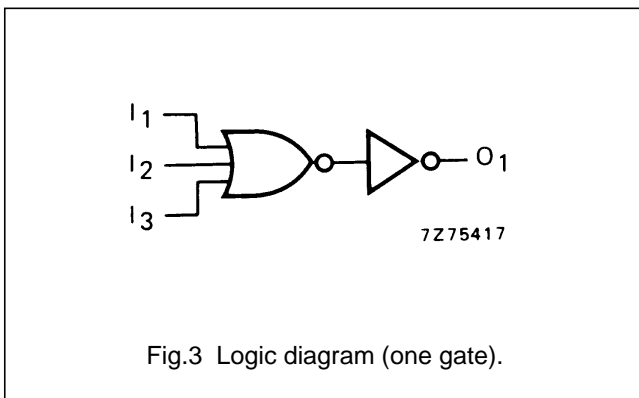
**HEF4075B  
gates**

**DESCRIPTION**

The HEF4075B provides the positive triple 3-input OR function. The outputs are fully buffered for highest noise immunity and pattern insensitivity of output impedance.



- HEF4075BP(N): 14-lead DIL; plastic (SOT27-1)
- HEF4075BD(F): 14-lead DIL; ceramic (cerdip) (SOT73)
- HEF4075BT(D): 14-lead SO; plastic (SOT108-1)
- ( ): Package Designator North America



**FAMILY DATA, I<sub>DD</sub> LIMITS category GATES**

See Family Specifications

## Triple 3-input OR gate



HEF4075B  
gates**AC CHARACTERISTICS** $V_{SS} = 0\text{ V}$ ;  $T_{amb} = 25\text{ °C}$ ;  $C_L = 50\text{ pF}$ ; input transition times  $\leq 20\text{ ns}$ 

	$V_{DD}$ V	SYMBOL	TYP.	MAX.		TYPICAL EXTRAPOLATION FORMULA	
Propagation delays $I_n \rightarrow O_n$ HIGH to LOW	5	$t_{PHL}$	65	130	ns	$38\text{ ns} + (0,55\text{ ns/pF}) C_L$	
	10		30	60	ns	$19\text{ ns} + (0,23\text{ ns/pF}) C_L$	
	15		20	40	ns	$12\text{ ns} + (0,16\text{ ns/pF}) C_L$	
	LOW to HIGH	5	$t_{PLH}$	65	130	ns	$38\text{ ns} + (0,55\text{ ns/pF}) C_L$
		10		30	60	ns	$19\text{ ns} + (0,23\text{ ns/pF}) C_L$
		15		25	50	ns	$17\text{ ns} + (0,16\text{ ns/pF}) C_L$
Output transition times HIGH to LOW	5	$t_{THL}$	60	120	ns	$10\text{ ns} + (1,0\text{ ns/pF}) C_L$	
	10		30	60	ns	$9\text{ ns} + (0,42\text{ ns/pF}) C_L$	
	15		20	40	ns	$6\text{ ns} + (0,28\text{ ns/pF}) C_L$	
	LOW to HIGH	5	$t_{TLH}$	60	120	ns	$10\text{ ns} + (1,0\text{ ns/pF}) C_L$
		10		30	60	ns	$9\text{ ns} + (0,42\text{ ns/pF}) C_L$
		15		20	40	ns	$6\text{ ns} + (0,28\text{ ns/pF}) C_L$

	$V_{DD}$ V	TYPICAL FORMULA FOR P ( $\mu\text{W}$ )	
Dynamic power dissipation per package (P)	5	$750 f_i + \sum (f_o C_L) \times V_{DD}^2$	where $f_i$ = input freq. (MHz) $f_o$ = output freq. (MHz) $C_L$ = load capacitance (pF) $\sum (f_o C_L)$ = sum of outputs $V_{DD}$ = supply voltage (V)
	10	$3\,600 f_i + \sum (f_o C_L) \times V_{DD}^2$	
	15	$11\,200 f_i + \sum (f_o C_L) \times V_{DD}^2$	

## Looking for pricing, stock, or lifecycle information?

Click below to explore more details on WIN SOURCE:

-  [View HEF4075BT,652 on WIN SOURCE](#)
-  [NXP / Nexperia Information](#)

## Optimize Your Supply Chain with WIN SOURCE Solutions

-  Global Sourcing Solution
-  Obsolete Management
-  Cost Control Management
-  Shortage Management
-  Alternative Solution
-  Excess Inventory Management