

DATA SHEET

For a complete data sheet, please also download:

- The IC04 LOCMOS HE4000B Logic Family Specifications HEF, HEC
- The IC04 LOCMOS HE4000B Logic Package Outlines/Information HEF, HEC

HEF40244B

buffers

Octal buffers with 3-state outputs

Product specification
File under Integrated Circuits, IC04

January 1995

Octal buffers with 3-state outputs

HEF40244B buffers

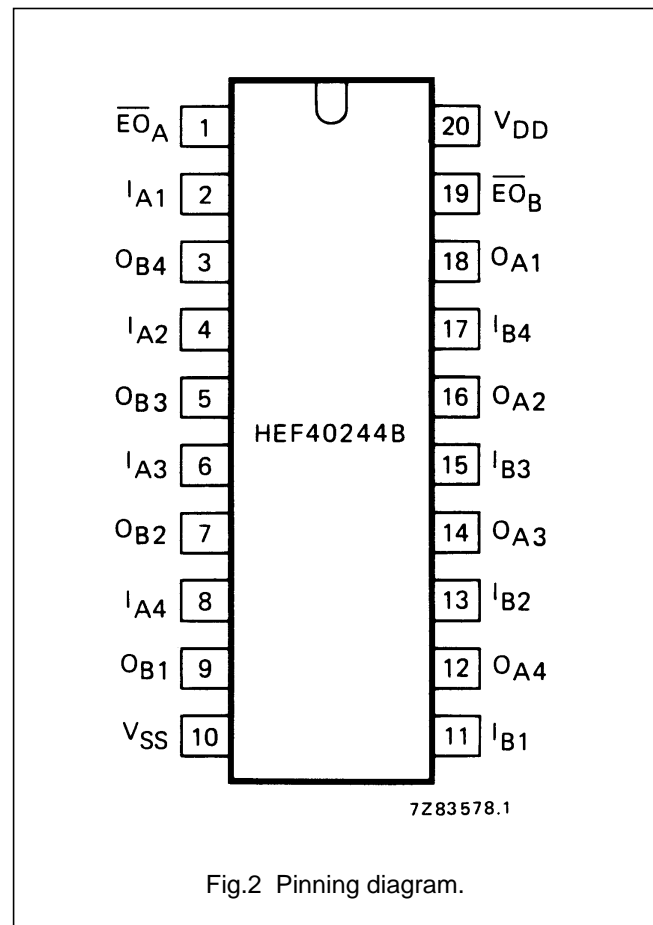
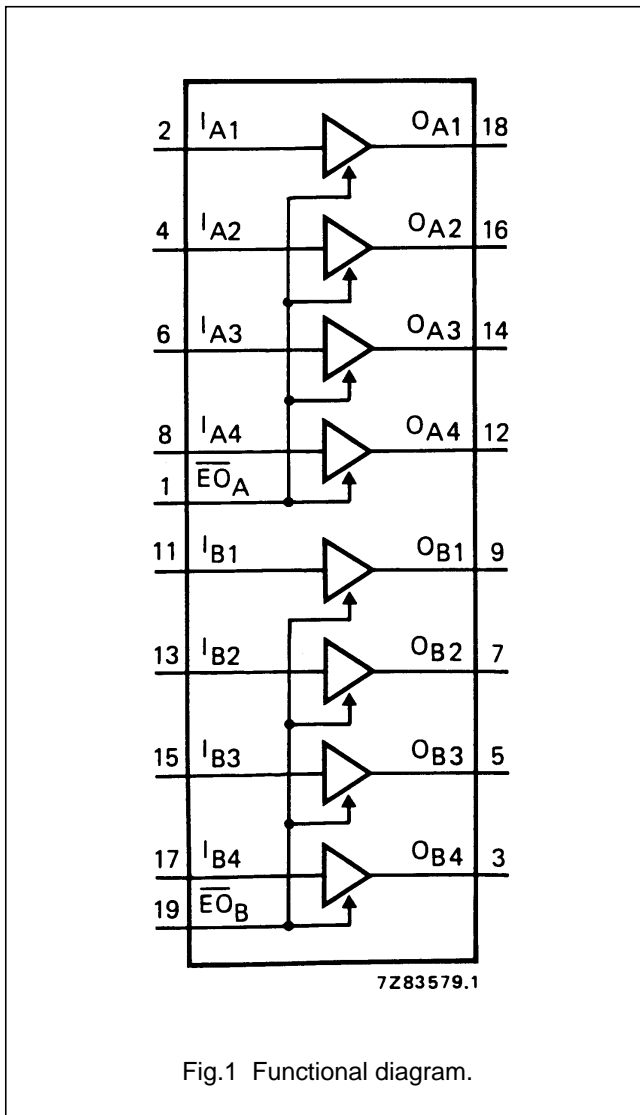
DESCRIPTION

The HEF40244B is an octal non-inverting buffer with 3-state outputs. It features output stages with high current output capability suitable for driving highly capacitive loads.

The 3-state outputs are controlled by the output enable inputs \overline{EO}_A and \overline{EO}_B . A HIGH on \overline{EO} causes the outputs to assume a high impedance OFF-state. The device also features hysteresis on all inputs to improve noise immunity.

Schmitt-trigger action in the inputs makes the circuit highly tolerant to slower input rise and fall times.

The HEF40244B is pin and functionally compatible with the TTL '244' device.



- HEF40244BP(N): 20-lead DIL; plastic (SOT146-1)
- HEF40244BD(F): 20-lead DIL; ceramic (cerdip) (SOT152)
- HEF40244BT(D): 20-lead SO; plastic (SOT163-1)
- (): Package Designator North America

PINNING

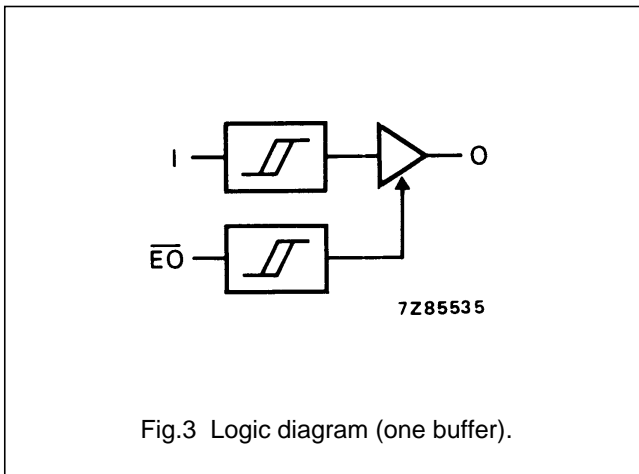
- I_{A1} to I_{A4} inputs
- I_{B1} to I_{B4} inputs
- O_{A1} to O_{A4} bus outputs
- O_{B1} to O_{B4} bus outputs
- \overline{EO}_A , \overline{EO}_B output enable inputs (active LOW)

FAMILY DATA, I_{DD} LIMITS category buffers

See Family Specifications

Octal buffers with 3-state outputs

HEF40244B
buffers



TRUTH TABLE

INPUTS		OUTPUT
I _n	\overline{EO}	O _n
H	L	H
L	L	L
X	H	Z

Notes

- H = HIGH state (the more positive voltage)
L = LOW state (the less positive voltage)
X = state is immaterial
Z = high impedance off state

RATINGS

Limiting values in accordance with the Absolute Maximum System (IEC 134).

See Family Specifications, except for:

D.C. current into any input	$\pm I_i$	max.	10 mA
D.C. source or sink current into any output	$\pm I_o$	max.	25 mA
D.C. current into the supply terminals	$\pm I$	max.	100 mA

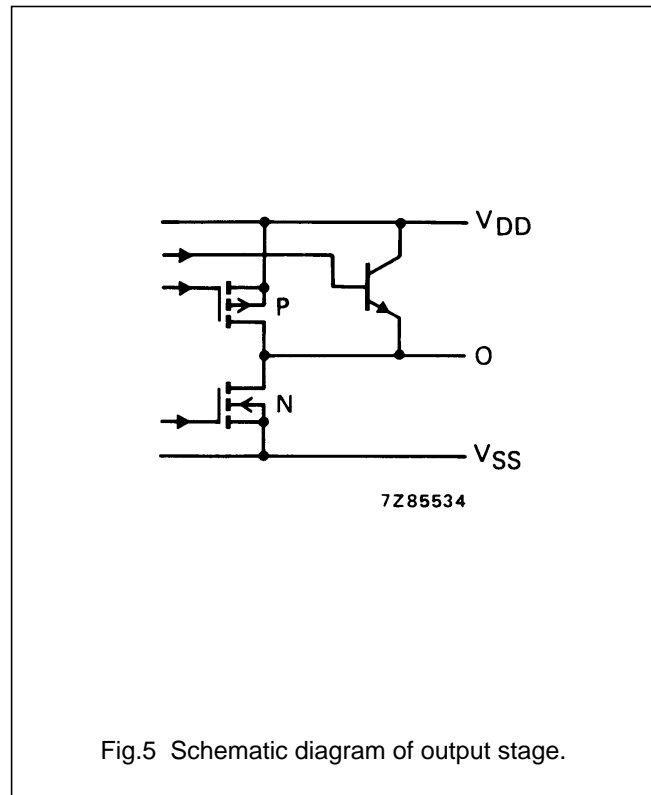
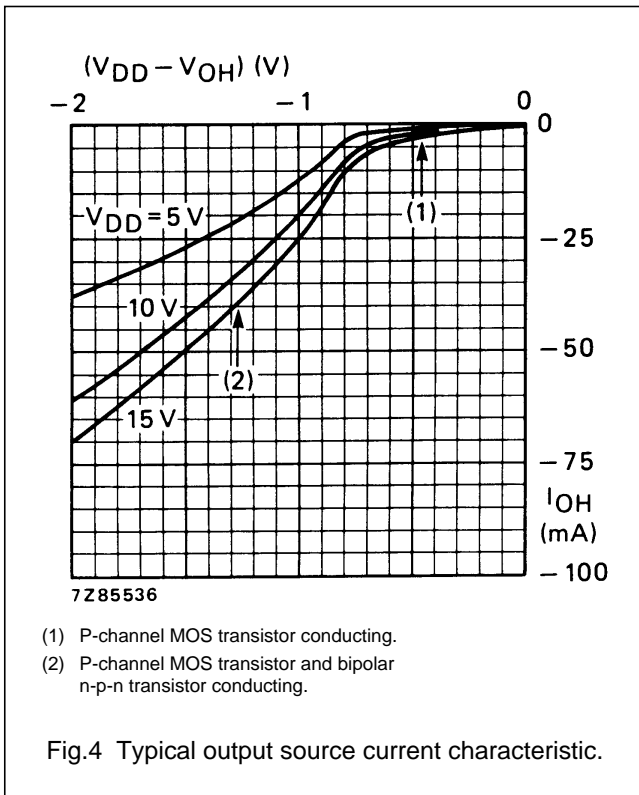
DC CHARACTERISTICS

V_{SS} = 0 V

	V _{DD} V	V _{OH} V	V _{OL} V	SYMBOL	T _{amb} (°C)						
					-40		+25		+85		
					MIN.	TYP.	MIN.	TYP.	MIN.	TYP.	
Output current HIGH	5	4,6		-I _{OH}	0,75		0,6	1,2	0,45		mA
	10	9,5			1,85		1,5	3,0	1,1		
	15	13,5			14,5		15	50	15,5		
Output current HIGH	5	3,6		-I _{OH}	9,3		10	24	10,7		mA
	10	8,4			14,4		15	46	15,0		
	15	13,2			19,5		20	62	19,8		
Output current LOW	5		0,4	I _{OL}	2,9		2,3	5,4	1,75		mA
	10		0,5		9,5		7,6	17	5,50		
	15		1,5		30,0		25	45	19,0		
Hysteresis voltage (any input)	5			V _H				220			mV
	10							250			
	15							320			

Octal buffers with 3-state outputs

HEF40244B
buffers



AC CHARACTERISTICS

$V_{SS} = 0\text{ V}$; $T_{amb} = 25\text{ }^\circ\text{C}$; input transition times $\leq 20\text{ ns}$

ALL BUFFERS SWITCHING	V_{DD} V	TYPICAL FORMULA FOR P (μW)	
Dynamic power dissipation per package (P)	5 10 15	$4\ 250\ f_i + \sum (f_o C_L) \times V_{DD}^2$ $17\ 000\ f_i + \sum (f_o C_L) \times V_{DD}^2$ $46\ 000\ f_i + \sum (f_o C_L) \times V_{DD}^2$	where f_i = input freq. (MHz) f_o = output freq. (MHz) C_L = load capacitance (pF) $\sum (f_o C_L)$ = sum of outputs V_{DD} = supply voltage (V)

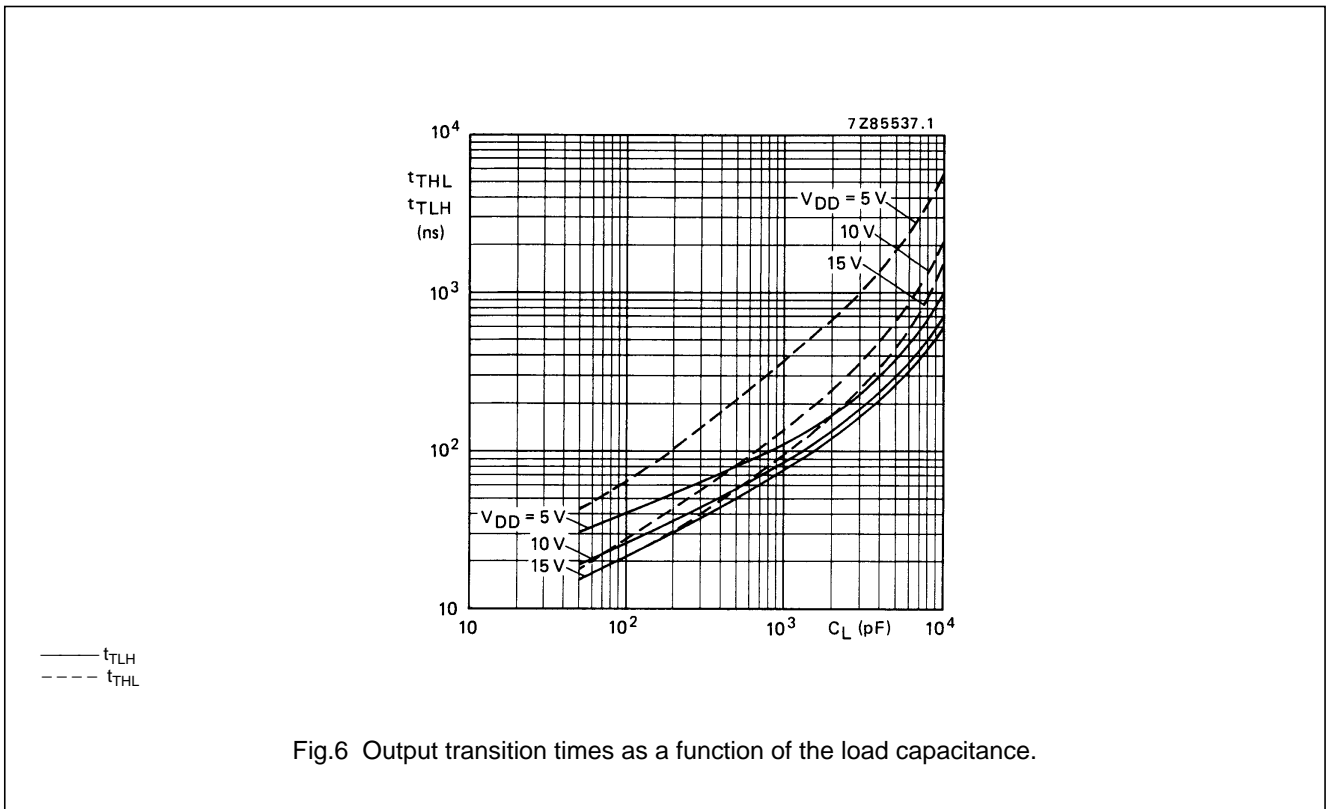
Octal buffers with 3-state outputs

HEF40244B
buffers**AC CHARACTERISTICS** $V_{SS} = 0\text{ V}$; $T_{amb} = 25\text{ }^{\circ}\text{C}$; $C_L = 50\text{ pF}$; input transition times $\leq 20\text{ ns}$

	V_{DD} V	SYMBOL	MIN.	TYP.	MAX.	TYPICAL EXTRAPOLATION FORMULA		
Propagation delays $I_{An/Bn} \rightarrow O_{An/Bn}$ HIGH to LOW	5	t_{PHL}		95	190	ns	83 ns + (0,24 ns/pF) C_L	
	10			40	80	ns	35 ns + (0,10 ns/pF) C_L	
	15			30	60	ns	26 ns + (0,07 ns/pF) C_L	
	$I_{An/Bn} \rightarrow O_{An/Bn}$ LOW to HIGH	5	t_{PLH}		85	170	ns	82 ns + (0,06 ns/pF) C_L
		10			40	80	ns	38 ns + (0,03 ns/pF) C_L
		15			30	60	ns	29 ns + (0,02 ns/pF) C_L
Output transition times HIGH to LOW	5	t_{THL}		40	80	ns	see Fig.6	
	10			20	40	ns		
	15			15	30	ns		
	LOW to HIGH	5	t_{TLH}		30	60		ns
		10			20	40		ns
		15			15	30		ns
3-state propagation delays Output disable times $\overline{EO} \rightarrow O_{An/Bn}$ HIGH	5	t_{PHZ}		70	140	ns		
	10			35	70	ns		
	15			30	60	ns		
	LOW	5	t_{PLZ}		75	150		ns
		10			40	80		ns
		15			30	60		ns
Output enable times $\overline{EO} \rightarrow O_{An/Bn}$ HIGH	5	t_{PZH}		80	160	ns		
	10			35	70	ns		
	15			30	60	ns		
	LOW	5	t_{PZL}		90	180		ns
		10			40	80		ns
		15			30	60		ns



Octal buffers with 3-state outputs

HEF40244B
buffers



Looking for pricing, stock, or lifecycle information?

Click below to explore more details on WIN SOURCE:

-  [View HEF40244BP](#) on WIN SOURCE
-  [NXP / Nexperia](#) Information

Optimize Your Supply Chain with WIN SOURCE Solutions

-  Global Sourcing Solution
-  Obsolete Management
-  Cost Control Management
-  Shortage Management
-  Alternative Solution
-  Excess Inventory Management