




**THE DATASHEET OF
GRM1555C1H1R5CZ01D**



Chip Monolithic Ceramic Capacitors



2016

EU RoHS Compliant

- All the products in this catalog comply with EU RoHS.
- EU RoHS is "the European Directive 2011/65/EU on the Restriction of the Use of Certain Hazardous Substances in Electrical and Electronic Equipment."
- For more details, please refer to our website 'Murata's Approach for EU RoHS' (<http://www.murata.com/en-eu/support/compliance/rohs>).

Qualified Standards

- The products listed here have been produced by ISO 9001 certified factory.

<Plant>

- Fukui Murata Mfg. Co., Ltd.
- Izumo Murata Mfg. Co., Ltd.
- Murata Electronics Singapore (Pte.) Ltd.
- Wuxi Murata Electronics Co., Ltd.
- PHILIPPINE MANUFACTURING CO. OF MURATA, INC.

Contents

Product specifications are as of August 2016.

Explanation of Symbols in This Catalog	p2	
Selection Guide	p3	
Catalog information	p4	
Part Numbering	p5	
Capacitance Table	p9	
		<small>Cap. Table</small>
General Purpose Monolithic Ceramic Capacitors		separate volume
GRM Series	p24	p1-16
High Q Monolithic Ceramic Capacitor for High Frequency		
GJM Series	p91	p10
Wire bondable vertical electrode Monolithic Ceramic Capacitor		
GMA Series	p113	p11
Wire bondable/AuSn solderable Monolithic Ceramic Capacitor		
GMD Series	p116	p12
High Q Monolithic Ceramic Capacitor for High frequency and High power		
GQM Series	p119	p13
High Effective Capacitance & High Allowable Ripple Current Monolithic Ceramic Capacitor		
GR3 Series	p130	p16
Soft termination Monolithic Ceramic Capacitors		
GRJ Series	p132	p14
8-Terminal Low ESL Monolithic Ceramic Capacitor		
LLA Series	p136	p17
LW Reversed Type Low ESL Monolithic Ceramic Capacitors		
LLL Series	p138	p17
10-Terminal Type Low ESL Monolithic Ceramic Capacitor		
LLM Series	p140	p18
ESR Controlled Type Low ESL Monolithic Ceramic Capacitors		
LLR Series	p142	p18
Metal terminal type monolithic ceramic capacitors		
KRM Series	p144	p19
High Effective Capacitance & High Allowable Ripple Current Metal Terminal Type Monolithic Ceramic Capacitor		
KR3 Series	p147	p18
3 Terminal Low ESL Monolithic Ceramic Capacitors		
NFM Series	p150	p20
Monolithic Ceramic Capacitors for implanted Medical Devices		
GCH Series	p152	p21
⚠Caution/Notice/Soldering and Mounting	p156	
Introduction of Website SimSurfing	p185	
Product Information	p186	

Please check the MURATA website (<http://www.murata.com/>) if you cannot find a part number in this catalog.

Explanation of Symbols in This Catalog



Links are provided to the latest information from the PDF version of the catalog, which is available on the web.


	<p>For applications that do not require a particular reliability, such as general equipment.</p>		<p>No DC bias characteristics Polymer capacitor is no capacitance change with DC bias due to aluminum oxidized film for dielectric.</p>
	<p>Infotainment for Automotive The product for entertainment equipment like car navigations, car audios, and body control equipment like wipers, power windows.</p>		<p>Low-inductance product suitable for noise suppression. This product has extremely low ESL and is suitable for suppression of noise, including high frequencies. This product can also be used as a low-ESL, high-performance bypass capacitor.</p>
	<p>Powertrain/Safety for Automotive Products use for applications (running, turning, stopping, and safety devices) that particularly concern human life, such as in devices for automotive.</p>		<p>Product for bonding Since gold is used for the external electrodes, the capacitor can be mounted by die bonding/wire bonding.</p>
	<p>Medical-grade products for Implanted Medical Devices These products are intended for use in implanted medical devices such as cardiac pacemakers, cochlear implants, insulin pumps, and gastric electrostimulators. They are suitable for use in non-critical circuits.*1 *1 Non-critical circuits This term refers to circuits in implanted medical devices that are not directly linked to life support, i.e. circuits that will not directly endanger the life of the patient should the functionality of the device be reduced or halted by failure of the circuit.</p>		<p>Derating 1 This product is suitable when a voltage continuously applied to a capacitor in an operating circuit, is used below (derated) the rated voltage of the capacitor. This model guarantees the test conditions in the endurance test, at a rated voltage x 100% at the maximum operating temperature. A reliability assurance level equivalent to a common product can be secured, by using this product within the voltage and temperature derated conditions recommended in the figure below.</p>
	<p>AEC-Q200 compliant product</p>		<p>Recommended Conditions of the Derating Operating Voltage and Temperature</p>
	<p>Safety Standard Certified Product Products that acquired safety standard certification IEC60384-14 and products based on the Electrical Appliance and Material Safety Law of Japan.</p>		<p>Derating 2 When the product temperature exceeds 105°C, please use this product within the voltage and temperature derated conditions in the figure below.</p>
	<p>Low dissipation for high frequency By devising ceramic materials and electrode materials, low dissipation is achieved in frequency bands of VHF, UHF, and microwave or beyond.</p>		<p>Derating 3 Please apply the derating curve according to the operating temperature. Please refer to detailed specifications sheet for details.</p>
	<p>Low inductance This capacitor is designed so that the parasitic inductance component (ESL) that the capacitor has on the high frequency side becomes lower.</p>		
	<p>Fail safe product This capacitor is designed to prevent failures as much as possible by short mode.</p>		
	<p>Product resistant to deflection cracking This capacitor is designed to prevent failures as much as possible by short mode caused by cracking when there is board deflection.</p>		
	<p>Product with solder cracking suppression This capacitor is configured with metal terminals and leads connected to the chip. The metal terminals and leads relieve the stress from expansion and contraction of the solder, to suppress solder cracking.</p>		
	<p>Product suitable for acoustic noise reduction and low distortion This product suppresses acoustic noise, which occurs when a ceramic capacitor is used, by devising the materials and configuration.</p>		

Selection Guide for Capacitors


			AEC-Q200	Safety standard	High Q	Low ESL	Anti-noise	Fail safe	Deflecting crack	Soldering crack	Effective Cap	EMI FIL®	Other	
General	GRM	P24												
	GRM	WEB											For LED backlight only	
	GA2	WEB												
	GA3	WEB												
	GJM	P91												
	GMA	P113											Wire bondable	
	GMD	P116											Wire bondable	
	GQM	P119												
	GR3	P130												
	GR4	WEB											For communication / information devices	
	GR7	WEB											Limited to camera flashes	
	GRJ	P132												
	KR3	P147												
	KRM	P144												
	LLA	P136												
	LLL	P138												
	LLM	P140												
	LLR	P142												
	NFM	P150												
	DE1	WEB												
	DE2	WEB												
	DEJ	WEB												
	DHR	WEB												
	RDE	WEB												
	DHK	WEB												
	DHS	WEB												
	ECAS	WEB												
	Medical Device	GCH	P152											For Implanted Medical Devices
Info-tainment	GRT	WEB												
Power-train	GCM	WEB												
	GC3	WEB												
	GCD	WEB												
	GCE	WEB												
	GCG	WEB											Limited to conductive glue mounting	
	GCJ	WEB												
	KC3	WEB												
	KCA	WEB												
	KCM	WEB												
	NFM	WEB												
	DE6	WEB												
	RCE	WEB												
	RH	WEB												

Catalog information

Catalog relates to a multilayer ceramic capacitor is below.




Chip Monolithic Ceramic Capacitors
Cat No. C02E-20



Chip Monolithic Ceramic Capacitors for Automotive
Cat No. C03E-9



**Safety Certified Ceramic Capacitors/
High Voltage Ceramic Capacitors**
Cat No. C85E-5



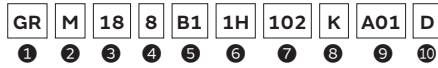
**Radial Lead Type
Monolithic Ceramic Capacitors**
Cat No. C49E-23

● Part Numbering

Chip Monolithic Ceramic Capacitors for General



(Part Number)



① Product ID ② Series

Product ID	Code	Series
GC	H	For implantable medical devices (Non-critical circuits)
GJ	M	High Q type for high frequency
GM	A	Wire bondable vertical electrode type
	D	Wire bondable/AuSn solderable type
GQ	M	High Q type for high frequency and high power
GR	3	High effective capacitance & High allowable ripple current
	J	Soft termination type
	M	General purpose products
KR	3	Metal terminal type/High effective capacitance & High allowable ripple current
	M	Metal terminal type
LL	A	8 terminal low ESL type
	L	LW reversed low ESL type
	M	10 terminal low ESL type
	R	ESR controlled low ESL type

③ Chip Dimensions (LxW)

Code	Dimensions (LxW)	EIA
02	0.4x0.2mm	01005
0D	0.38x0.38mm	015015
03	0.6x0.3mm	0201
05	0.5x0.5mm	0202
08	0.8x0.8mm	0303
1U	0.6x1.0mm	02404
15	1.0x0.5mm	0402
18	1.6x0.8mm	0603
21	2.0x1.25mm	0805
22	2.8x2.8mm	1111
31	3.2x1.6mm	1206
32	3.2x2.5mm	1210
42	4.5x2.0mm	1808
43	4.5x3.2mm	1812
55	5.7x5.0mm	2220

Continued on the following page. ↗

(Part Number)

GR	M	18	8	B1	1H	102	K	A01	D
①	②	③	④	⑤	⑥	⑦	⑧	⑨	⑩

Continued from the preceding page. ↘

④ Height Dimension (T) (Except KR□)

Code	Dimension (T)
1	0.125mm
2	0.2mm
3	0.3mm
4	0.4mm
5	0.5mm
6	0.6mm
7	0.7mm
8	0.8mm
9	0.85mm
A	1.0mm
B	1.25mm
C	1.6mm
D	2.0mm
E	2.5mm
M	1.15mm
Q	1.5mm
S	2.8mm
X	Depends on individual standards.

④ Height Dimension (T) (KR□ Only)

Code	Dimension (T)
E	1.8mm
F	1.9mm
K	2.7mm
L	2.8mm
Q	3.7mm
T	4.8mm
W	6.4mm

⑤ Temperature Characteristics

Temperature Characteristic Codes		Temperature Characteristics				Operating Temperature Range	Capacitance Change Each Temperature (%)					
Code	Public STD Code	Reference Temperature	Temperature Range	Capacitance Change or Temperature Coefficient	-55°C		*4		-10°C			
					Max.		Min.	Max.	Min.	Max.	Min.	
1X	SL	JIS	20°C	20 to 85°C	+350 to -1000ppm/°C	-55 to 125°C	-	-	-	-	-	-
2C	CH	JIS	20°C	20 to 125°C	0±60ppm/°C	-55 to 125°C	0.82	-0.45	0.49	-0.27	0.33	-0.18
3C	CJ	JIS	20°C	20 to 125°C	0±120ppm/°C	-55 to 125°C	1.37	-0.9	0.82	-0.54	0.55	-0.36
3U	UJ	JIS	20°C	20 to 85°C	-750±120ppm/°C	-25 to 85°C	-	-	4.94	2.84	3.29	1.89
4C	CK	JIS	20°C	20 to 125°C	0±250ppm/°C	-55 to 125°C	2.56	-1.88	1.54	-1.13	1.02	-0.75
5C	C0G	EIA	25°C	25 to 125°C	0±30ppm/°C	-55 to 125°C	0.58	-0.24	0.4	-0.17	0.25	-0.11
5G	X8G	*2	25°C	25 to 150°C	0±30ppm/°C	-55 to 150°C	0.58	-0.24	0.4	-0.17	0.25	-0.11
7U	U2J	EIA	25°C	25 to 125°C *3	-750±120ppm/°C	-55 to 125°C	8.78	5.04	6.04	3.47	3.84	2.21
B1	B *1	JIS	20°C	-25 to 85°C	±10%	-25 to 85°C	-	-	-	-	-	-
B3	B	JIS	20°C	-25 to 85°C	±10%	-25 to 85°C	-	-	-	-	-	-
C7	X7S	EIA	25°C	-55 to 125°C	±22%	-55 to 125°C	-	-	-	-	-	-
C8	X6S	EIA	25°C	-55 to 105°C	±22%	-55 to 105°C	-	-	-	-	-	-
D7	X7T	EIA	25°C	-55 to 125°C	+22%, -33%	-55 to 125°C	-	-	-	-	-	-
D8	X6T	EIA	25°C	-55 to 105°C	+22%, -33%	-55 to 105°C	-	-	-	-	-	-
E7	X7U	EIA	25°C	-55 to 125°C	+22%, -56%	-55 to 125°C	-	-	-	-	-	-
R1	R *1	JIS	20°C	-55 to 125°C	±15%	-55 to 125°C	-	-	-	-	-	-
R6	X5R	EIA	25°C	-55 to 85°C	±15%	-55 to 85°C	-	-	-	-	-	-
R7	X7R	EIA	25°C	-55 to 125°C	±15%	-55 to 125°C	-	-	-	-	-	-

*1 Capacitance change is specified with 50% rated voltage applied.
 *2 Murata Temperature Characteristic Code.
 *3 Rated Voltage 100Vdc max: 25 to 85°C
 *4 -25°C (Reference Temperature 20°C) / -30°C (Reference Temperature 25°C)

Continued on the following page. ↗

(Part Number)

GR	M	18	8	B1	1H	102	K	A01	D
1	2	3	4	5	6	7	8	9	10

Continued from the preceding page. ↘

⑥ Rated Voltage

Code	Rated Voltage
OE	DC2.5V
OG	DC4V
OJ	DC6.3V
1A	DC10V
1C	DC16V
1E	DC25V
1H	DC50V
1J	DC63V
1K	DC80V
2A	DC100V
2D	DC200V
2E	DC250V
2W	DC450V
2H	DC500V
2J	DC630V
3A	DC1kV
3D	DC2kV
3F	DC3.15kV
YA	DC35V

⑦ Capacitance

Expressed by three-digit alphanumerics. The unit is picofarad (pF). The first and second figures are significant digits, and the third figure expresses the number of zeros which follow the two numbers. If there is a decimal point, it is expressed by the capital letter "R." In this case, all figures are significant digits. If any alphabet, other than "R", is included, this indicates the specific part number is a non-standard part.

Ex.)

Code	Capacitance
R50	0.50pF
1R0	1.0pF
100	10pF
103	10000pF

⑧ Capacitance Tolerance

Code	Capacitance Tolerance
B	±0.1pF
C	±0.25pF
D	±0.5pF (Less than 10pF) ±0.5% (10pF and over)
F	±1%
G	±2%
J	±5%
K	±10%
M	±20%
W	±0.05pF

⑨ Individual Specification Code (Except LLR)

Expressed by three figures.

⑨ ESR (LLR Only)

Code	ESR
E01	100mΩ
E03	220mΩ
E05	470mΩ
E07	1000mΩ

⑩ Packaging

Code	Packaging
L	ø180mm Embossed Taping
D/E/W	ø180mm Paper Taping
K	ø330mm Embossed Taping
J/F	ø330mm Paper Taping
B	Bulk
C	Bulk Case
T	Bulk Tray

Please contact us if you find any part number not provided in this table.

3 Terminal Low ESL Monolithic Ceramic Capacitors

WEB 

(Part Number)

NF	M	3D	CC	102	R	1H	3	L
①	②	③	④	⑤	⑥	⑦	⑧	⑨

① Product ID ② Series

Product ID	Series
NFM	3 Terminal Low ESL Type

③ Dimensions (LxW)

Code	Dimensions (LxW)	EIA
15	1.0x0.5mm	0402
18	1.6x0.8mm	0603
21	2.0x1.25mm	0805
3D	3.2x1.25mm	1205
31	3.2x1.6mm	1206
41	4.5x1.6mm	1806

④ Features

Code	Features	
CC	For General	For Signal Lines
PC		For Large Current
PS		High Insertion Loss Type for Large Current
KC		For Very Large Current

⑤ Capacitance

Expressed by three figures. The unit is in pico-farad (pF). The first and second figures are significant digits, and the third figure expresses the number of zeros that follow the two figures.

⑥ Characteristics

Code	Capacitance Temperature Characteristics
B	±10%, ±12.5%, +10/-13%
C	±22%
D	+22/-33%
F	+30/-80%, +30/-84%
R	±15%, +15/-18%

⑦ Rated Voltage

Code	Rated Voltage
0E	2.5V
0G	4V
0J	6.3V
1A	10V
1C	16V
1E	25V
1H	50V
2A	100V

⑧ Electrode

Code	Electrode
3	Sn Plating

⑨ Packaging

Code	Packaging
B	Bulk
L	Embossed Taping (ø180mm Reel)
D	Paper Taping (ø180mm Reel)

Capacitance Table

p00 Each number in the Part Number List refers to the page number printed at the bottom of the page.

How to read the Capacitance Table

L×W (mm)	0.4×0.2		0.6		
T max. (mm)	0.22		0		
Rated Voltage (Vdc)	25		50		
Cap. / TC Code	COG	CΔ	COG	CK	CJ
0.10pF					
0.20pF	p92	p95	p98	p98	
1.0pF	p92	p95		p98	
2.0pF	p92	p95		p98	
3.0pF	p92	p95			p98

→ The values can be narrowed down in the order of size, rated voltage, and temperature characteristics.

→ Refers to the page of the part number list. Check the part number list for the applicable product number.

Temperature Characteristics Table

The Table is colored by temperature characteristic codes. Refer to the following Table for the meaning of each code.

EIA:	COG	U2J	X7R	X7S	X7T	X7U	X6S	X6T	X5R
JIS:	CK	CJ	CH	SL	UJ	R	B		
Murata Temperature Characteristic:	X8G								

Temperature Characteristic Codes		Temperature Characteristics			Operating Temperature Range	Capacitance Change Each Temperature (%)					
Public STD Code	Reference Temperature	Temperature Range	Capacitance Change or Temperature Coefficient	-55°C		*3		-10°C			
				Max.		Min.	Max.	Min.	Max.	Min.	
COG	EIA	25°C	25 to 125°C	0±30ppm/°C	-55 to 125°C	0.58	-0.24	0.4	-0.17	0.25	-0.11
CK	JIS	20°C	20 to 125°C	0±250ppm/°C	-55 to 125°C	2.56	-1.88	1.54	-1.13	1.02	-0.75
CJ	JIS	20°C	20 to 125°C	0±120ppm/°C	-55 to 125°C	1.37	-0.9	0.82	-0.54	0.55	-0.36
CH	JIS	20°C	20 to 125°C	0±60ppm/°C	-55 to 125°C	0.82	-0.45	0.49	-0.27	0.33	-0.18
SL	JIS	20°C	20 to 85°C	+350 to -1000ppm/°C	-55 to 125°C	-	-	-	-	-	-
U2J	EIA	25°C	25 to 125°C *2	-750±120ppm/°C	-55 to 125°C	8.78	5.04	6.04	3.47	3.84	2.21
UJ	JIS	20°C	20 to 85°C	-750±120ppm/°C	-25 to 85°C	-	-	4.94	2.84	3.29	1.89
X8G	*1	25°C	25 to 150°C	0±30ppm/°C	-55 to 150°C	0.58	-0.24	0.4	-0.17	0.25	-0.11
X7R	EIA	25°C	-55 to 125°C	±15%	-55 to 125°C	-	-	-	-	-	-
X7S	EIA	25°C	-55 to 125°C	±22%	-55 to 125°C	-	-	-	-	-	-
X7T	EIA	25°C	-55 to 125°C	+22%, -33%	-55 to 125°C	-	-	-	-	-	-
X7U	EIA	25°C	-55 to 125°C	+22%, -56%	-55 to 125°C	-	-	-	-	-	-
R	JIS	20°C	-55 to 125°C	±15%	-55 to 125°C	-	-	-	-	-	-
X6S	EIA	25°C	-55 to 105°C	±22%	-55 to 105°C	-	-	-	-	-	-
X6T	EIA	25°C	-55 to 105°C	+22%, -33%	-55 to 105°C	-	-	-	-	-	-
X5R	EIA	25°C	-55 to 85°C	±15%	-55 to 85°C	-	-	-	-	-	-
B	JIS	20°C	-25 to 85°C	±10%	-25 to 85°C	-	-	-	-	-	-

*1 Murata Temperature Characteristic Code.

*2 Rated Voltage 100Vdc max: 25 to 85°C

*3 -25°C (Reference Temperature 20°C) / -30°C (Reference Temperature 25°C)

Capacitance Table

p00 Each number in the Part Number List refers to the page number printed at the bottom of the page.

GRM Series Temperature Compensating Type

p00 ← Part Number List JIS: **CK** **CJ** **CH** **SL** **UJ** EIA: **COG** **U2J**

L×W (mm)	0.4×0.2				0.6×0.3				1.0×0.5				1.6×0.8												
	T max. (mm)				0.22				0.33				0.55				0.9								
	Rated Voltage (Vdc)				50		25		16		100		50		10		50		10		100				
Cap. / TC Code	COG	CA	COG	CH	COG	CA	COG	CA	COG	CH	COG	CA	COG	CA	SL	U2J	UJ	SL	U2J	UJ	SL	U2J	UJ	COG	CA
0.10pF					p32	p35	p38	p41			p45	p48	p52	p55											
0.20pF	p25	p28			p32	p35	p38	p41			p45	p48	p52	p55											
0.50pF	p25	p28			p32	p35	p38	p41			p45	p49	p52	p55											
1.0pF	p25	p28			p32	p35	p38	p41			p45	p49	p52	p56											
2.0pF	p25	p28			p32	p35	p38	p42			p46	p49	p52	p56											
3.0pF	p25	p29			p32	p35	p39	p42			p46	p49	p53	p56											
4.0pF	p26	p29			p33	p36	p39	p42			p46	p49	p53	p56											
5.0pF	p26	p29			p33	p36	p39	p43			p46	p50	p53	p57											
6.0pF	p26	p30			p33	p36	p40	p43			p47	p50	p53	p57											
7.0pF	p27	p30			p34	p37	p40	p43			p47	p50	p54	p57											
8.0pF	p27	p30			p34	p37	p40	p44			p47	p51	p54	p58											
9.0pF	p27	p31			p34	p37	p41	p44			p48	p51	p55	p58											
10pF	p28	p31			p35	p38	p41	p44			p48	p52	p55	p59											
11pF	p28	p31																							
12pF	p28	p31			p35	p38	p41	p44			p48	p52	p55	p59											
13pF	p28	p31																							
15pF	p28	p31			p35	p38	p41	p44			p48	p52	p55	p59											
16pF	p28	p31																							
17pF	p28	p31																							
18pF	p28	p31					p41	p45			p48	p52	p55	p59											
19pF	p28	p31																							
20pF	p28	p31																							
21pF	p28	p31																							
22pF	p28	p31					p41	p45			p48	p52	p55	p59											
23pF	p28	p31																							
24pF	p28	p31																							
27pF	p28	p31					p41	p45			p48	p52	p55	p59											
30pF	p28	p31																							
33pF	p28	p31					p41	p45			p48	p52	p55	p59											
36pF	p28	p31																							
39pF	p28	p31					p41	p45			p48	p52	p55	p59											
43pF	p28	p31																							
47pF	p28	p31					p41	p45			p48	p52	p55	p59											
51pF	p28	p31																							
56pF	p28	p31					p41	p45			p48	p52	p55	p59											
62pF	p28	p31																							
68pF	p28	p31					p41	p45			p48	p52	p55	p59											
75pF	p28	p31																							
82pF	p28	p31					p41	p45			p48	p52	p55	p59											
91pF	p28	p31																							
100pF	p28	p31					p41	p45			p48	p52	p55	p59											
120pF			p31	p31	p31	p31			p41	p45			p55	p59											
150pF			p31	p31	p31	p32			p41	p45			p55	p59											
180pF			p31	p31	p31	p32			p41	p45			p55	p59											
220pF			p31	p31	p31	p32			p41	p45			p55	p59											
270pF										p45	p45			p55	p59										
330pF										p45	p45			p55	p59										
390pF										p45	p45			p55	p59										
470pF										p45	p45			p55	p59										
560pF										p45	p45			p55	p59										
680pF										p45	p45			p55	p59										
820pF										p45	p45			p55	p59										
910pF										p45															
1000pF										p45	p45			p55	p59										
1200pF															p59	p59	p59								
1500pF															p59	p59	p59								
1800pF															p59	p59	p59								
2200pF															p59	p59	p59	p59	p59	p59					
2700pF															p59	p59	p59	p59	p59	p59					
3300pF															p59	p59	p59	p59	p59	p59					
3900pF															p59	p59	p59	p59	p59	p59					
4700pF															p59	p59	p59	p59	p59	p59					
5600pF																					p59	p59	p59		
6800pF																					p59	p59	p59		
8200pF																					p59	p59	p59		
10000pF																					p59	p59	p59		
12000pF																									
15000pF																									
18000pF																									
22000pF																									
27000pF																									
33000pF																									
39000pF																									
47000pF																									
56000pF																									
68000pF																									
82000pF																									
0.10μF																									
0.12μF																									

The indication for every 0.1 pF has been omitted for less than 10 pF. Refer to the Part Number List for details.

Capacitance Table

p00 Each number in the Part Number List refers to the page number printed at the bottom of the page.

(→ GRM Series Temperature Compensating Type)

Cap. / TC Code	1.6×0.8														2.0×1.25													
	0.9						0.7						0.95						1.0									
	50		10		100		50		10		50		10		250		200											
COG	CA	SL	U2J	UJ	SL	U2J	UJ	COG	CH	COG	CH	SL	U2J	UJ	COG	CH	SL	U2J	UJ	SL	U2J	UJ	COG	U2J	COG	U2J		
0.10pF																												
0.20pF																												
0.50pF	p66	p69																										
1.0pF	p66	p70																										
2.0pF	p66	p70																										
3.0pF	p67	p70																										
4.0pF	p67	p70																										
5.0pF	p67	p71																										
6.0pF	p68	p71																										
7.0pF	p68	p71																										
8.0pF	p68	p72																										
9.0pF	p69	p72																										
10pF	p69	p73																							p74	p75		
11pF																												
12pF	p69	p73																							p74	p75		
13pF																												
15pF	p69	p73																							p74	p75		
16pF																												
17pF																												
18pF	p69	p73																							p74	p75		
19pF																												
20pF																												
21pF																												
22pF	p69	p73																							p74	p75		
23pF																												
24pF																												
27pF	p69	p73																							p74	p75		
30pF																												
33pF	p69	p73																							p74	p75		
36pF																												
39pF	p69	p73																							p74	p75		
43pF																												
47pF	p69	p73																							p74	p75		
51pF																												
56pF	p69	p73																							p74	p75		
62pF																												
68pF	p69	p73																							p74	p75		
75pF																												
82pF	p69	p73																							p74	p75		
91pF																												
100pF	p69	p73						p73	p74																p74	p74	p75	p75
120pF	p69	p73						p73	p74																p74	p74	p75	p75
150pF	p69	p73						p73	p74	p74	p74														p74	p74	p75	p75
180pF	p69	p73						p74	p74	p74	p74														p74	p74	p75	p75
220pF	p69	p73						p74	p74	p74	p74														p74	p74	p75	p75
270pF	p69	p73						p74	p74	p74	p74														p74	p74	p75	p75
330pF	p69	p73						p73	p74																p74	p74	p75	p75
390pF	p69	p73						p73	p74																p74	p74	p75	p75
470pF	p69	p73						p73	p74																p74	p74	p75	p75
560pF	p69	p73						p73	p74																p74	p74	p75	p75
680pF	p69	p73						p73	p74																p74	p74	p75	p75
820pF	p69	p73						p73	p74																p74	p74	p75	p75
910pF																												
1000pF	p69	p73			p73			p73	p74																p74	p74	p75	p75
1200pF	p69	p73	p73	p73	p73			p73	p74	p74	p74														p74	p74	p75	p75
1500pF	p69	p73	p73	p73	p73			p73	p74	p74	p74														p74	p74	p75	p75
1800pF	p69	p73	p73	p73	p73			p74	p74	p74	p74														p74	p74	p75	p75
2200pF	p69	p73	p73	p73	p73			p74	p74	p74	p74														p74	p74	p75	p75
2700pF	p69	p73	p73	p73	p73			p74	p74	p74	p74														p74	p74	p75	p75
3300pF	p69	p73	p73	p73	p73			p74	p74	p74	p74																	
3900pF	p69	p73	p73	p73	p73					p74	p74																	
4700pF	p69	p73	p73	p73	p73					p74	p74																	
5600pF	p69	p73	p73	p73	p73																				p74	p74		
6800pF	p69	p73	p73	p73	p73																				p74	p74		
8200pF	p69	p73	p73	p73	p73																				p74	p74		
10000pF	p69	p73	p73	p73	p73																				p74	p74		
12000pF								p73	p73	p73															p74	p74	p74	
15000pF								p73	p73	p73															p74	p74	p74	
18000pF								p73	p73	p73															p74	p74	p74	
22000pF								p73	p73	p73																		
27000pF																									p74	p74	p74	
33000pF																									p74	p74	p74	
39000pF																												
47000pF																												
56000pF																									p74	p74	p74	
68000pF																												
82000pF																												
0.10μF																												
0.12μF																												

separate volume
2

Continued on the following page. ↗

Capacitance Table

p00 Each number in the Part Number List refers to the page number printed at the bottom of the page.

(→ GRM Series Temperature Compensating Type)

p00 ← Part Number List	JIS: CK CJ CH SL UJ																	EIA: COG U2J									
	L×W (mm)				3.2×1.6																						
	T max. (mm)				1.0																						
Rated Voltage (Vdc)	1.0				1.25										1.8												
	500	250	200		1000	630	500	250	200	100		50			1000	630	500	250									
Cap. / TC Code	U2J	COG	U2J	U2J	COG	U2J	COG	U2J	COG	U2J	COG	U2J	COG	UH	COG	CH	SL	U2J	UJ	COG	U2J	COG	U2J	COG	U2J		
0.10pF																											
0.20pF																											
0.50pF																											
1.0pF																											
2.0pF																											
3.0pF																											
4.0pF																											
5.0pF																											
6.0pF																											
7.0pF																											
8.0pF																											
9.0pF																											
10pF																											
11pF																											
12pF																											
13pF																											
15pF																											
16pF																											
17pF																											
18pF																											
19pF																											
20pF																											
21pF																											
22pF																											
23pF																											
24pF																											
27pF																											
30pF																											
33pF																											
36pF																											
39pF																											
43pF																											
47pF																											
51pF																											
56pF																											
62pF																											
68pF																											
75pF																											
82pF																											
91pF																											
100pF																											
120pF																											
150pF																											
180pF																											
220pF																											
270pF																											
330pF																											
390pF																											
470pF																											
560pF																											
680pF																											
820pF																											
910pF																											
1000pF																											
1200pF																											
1500pF																											
1800pF																											
2200pF																											
2700pF																											
3300pF																											
3900pF																											
4700pF																											
5600pF																											
6800pF																											
8200pF																											
10000pF																											
12000pF																											
15000pF																											
18000pF																											
22000pF																											
27000pF																											
33000pF																											
39000pF																											
47000pF																											
56000pF																											
68000pF																											
82000pF																											
0.10μF																											
0.12μF																											

Capacitance Table

p00 Each number in the Part Number List refers to the page number printed at the bottom of the page.

(→ GRM Series Temperature Compensating Type)

L×W (mm)	3.2×1.6								3.2×2.5												4.5×2.0		4.5×3.2					
	1.8								1.0			1.25			1.5				2.0				1.0		1.5			
	100		50		25		16		2000	630	500	2000	1000	630	500	1000	630	500	250	1000	630	500	250	3150	1000	630	500	
Rated Voltage (Vdc)	COG	CH	COG	CH	COG	CH	COG	CH	U2J	U2J	U2J	U2J	U2J	U2J	U2J	U2J	U2J	U2J	U2J	U2J	U2J	U2J	U2J	U2J	U2J	U2J	U2J	
Cap. / TC Code	COG	CH	COG	CH	COG	CH	COG	CH	U2J	U2J	U2J	U2J	U2J	U2J	U2J	U2J	U2J	U2J	U2J	U2J	U2J	U2J	U2J	U2J	U2J	U2J	U2J	
0.10pF																												
0.20pF																												
0.50pF																												
1.0pF																												
2.0pF																												
3.0pF																												
4.0pF																												
5.0pF																												
6.0pF																												
7.0pF																												
8.0pF																												
9.0pF																												
10pF																												
11pF																												
12pF																												
13pF																												
15pF																												
16pF																												
17pF																												
18pF																												
19pF																												
20pF																												
21pF																												
22pF																												
23pF																												
24pF																												
27pF																												
30pF																												
33pF																												
36pF																												
39pF																												
43pF																												
47pF																												
51pF																												
56pF																												
62pF																												
68pF																												
75pF																												
82pF																												
91pF																												
100pF																												
120pF																												
150pF																												
180pF																												
220pF																												
270pF																												
330pF																												
390pF																												
470pF																												
560pF																												
680pF																												
820pF																												
910pF																												
1000pF																												
1200pF																												
1500pF																												
1800pF																												
2200pF																												
2700pF																												
3300pF																												
3900pF																												
4700pF																												
5600pF																												
6800pF																												
8200pF																												
10000pF																												
12000pF																												
15000pF																												
18000pF																												
22000pF																												
27000pF																												
33000pF																												
39000pF																												
47000pF																												
56000pF																												
68000pF	p78	p78	p78	p78																								
82000pF	p78	p78	p78	p78																								
0.10μF	p78	p78	p78	p78																								
0.12μF					p78	p78	p78	p78																				

Continued on the following page. ↗

Capacitance Table

p00 Each number in the Part Number List refers to the page number printed at the bottom of the page.

(→ GRM Series Temperature Compensating Type)

p00 ← Part Number List	JIS: CK CJ CH SL UJ			EIA: COG U2J					
	4.5×3.2			5.7×5.0					
L×W (mm)	4.5×3.2			1.5			2.0		
T max. (mm)	2.0			1.5			2.0		
Rated Voltage (Vdc)	1000	630	500	1000	630	500	1000	630	500
Cap. / TC Code	U2J	U2J	U2J	U2J	U2J	U2J	U2J	U2J	U2J
0.10pF									
0.20pF									
0.50pF									
1.0pF									
2.0pF									
3.0pF									
4.0pF									
5.0pF									
6.0pF									
7.0pF									
8.0pF									
9.0pF									
10pF									
11pF									
12pF									
13pF									
15pF									
16pF									
17pF									
18pF									
19pF									
20pF									
21pF									
22pF									
23pF									
24pF									
27pF									
30pF									
33pF									
36pF									
39pF									
43pF									
47pF									
51pF									
56pF									
62pF									
68pF									
75pF									
82pF									
91pF									
100pF									
120pF									
150pF									
180pF									
220pF									
270pF									
330pF									
390pF									
470pF									
560pF									
680pF									
820pF									
910pF									
1000pF									
1200pF									
1500pF									
1800pF									
2200pF									
2700pF									
3300pF									
3900pF	p79								
4700pF	p79								
5600pF				p79					
6800pF				p79					
8200pF							p79		
10000pF							p79		
12000pF									
15000pF		p79	p79						
18000pF		p79	p79						
22000pF		p79	p79						
27000pF					p79	p79			
33000pF								p79	p79
39000pF								p79	p79
47000pF								p79	p79
56000pF									
68000pF									
82000pF									
0.10μF									
0.12μF									

Capacitance Table

p00 Each number in the Part Number List refers to the page number printed at the bottom of the page.

GRM Series High Dielectric Constant Type

p00 ← Part Number List JIS: R B EIA: X7R X7S X7T X7U X6S X6T X5R

L×W (mm)	0.4×0.2										0.6×0.3										1.0×0.5								
	0.22										0.33										0.22								
T max. (mm)																													
Rated Voltage (Vdc)	16	10	6.3	4	2.5	50	35	25	16	10	6.3	4	10	6.3	4	16	10	6.3	4	10	6.3	4	10	6.3	4				
Cap. / TC Code	X7R	X7R	X5R, B	X5R, B	X6T	X5R	X6T	X7R	B	X5R	X7R, R	X6S	X5R, B	X7Δ, R	X6S	X5R, B	X7Δ, R	X5R, B	X7R, R	X6S	X5R, B	X6S	X5R, B	X6S	X5R, B	X7T	X6Δ		
100pF	p80	p80	p80	p80				p81	p81		p81																		
150pF	p80	p80	p80	p80				p81	p81		p81																		
220pF	p80	p80	p80	p80				p81	p81		p81																		
330pF	p80	p80	p80	p80				p81	p81		p81																		
470pF	p80	p80	p80	p80				p81	p81		p81																		
680pF		p80	p80	p80				p81	p81		p81																		
820pF		p80																											
1000pF	p80	p80	p80	p80	p80			p81	p81		p81	p81	p81																
1500pF			p80	p80	p80	p80		p81	p81		p81	p81																	
2200pF			p80	p80	p80	p80					p81					p82													
3300pF			p80	p80	p80	p80					p81					p82													
4700pF			p80	p80	p80	p80					p81					p82	p82	p82	p82	p82									
6800pF			p80	p80	p80	p80					p81					p82	p82	p82	p82	p82									
10000pF			p80	p80	p80	p80					p81					p81	p81	p81	p81										
15000pF				p80		p80										p81	p82		p82	p82									
22000pF				p80		p80										p81	p82		p82	p82									
33000pF				p80		p81										p81	p82		p82	p82									
47000pF				p80		p81										p82	p82		p82	p82									
68000pF				p80		p81										p82	p82		p82	p82									
0.10μF				p80	p80	p81	p81			p81			p81	p81	p81	p81	p82	p82	p82	p82					p82	p83	p83	p83	p83
0.15μF																													
0.22μF																													
0.33μF																													
0.47μF																											p83	p83	
0.68μF																													
1.0μF																											p83	p83	
2.2μF																													
4.7μF																													
10μF																													
22μF																													
47μF																													
100μF																													
150μF																													
220μF																													

Continued on the following page. ↗

Capacitance Table

p00 Each number in the Part Number List refers to the page number printed at the bottom of the page.

(→ GRM Series High Dielectric Constant Type)

p00 ← Part Number List JIS: R B EIA: X7R X7S X7T X7U X6S X6T X5R

L×W (mm)	1.0×0.5																											
	0.22		0.3				0.33				0.55																	
T max. (mm)	2.5		50		25		16		10		10		6.3		4		100		50		35		25		16		10	
Rated Voltage (Vdc)	X5R	X7T	X7R,R	B	X7R	B	X7R	B	X5R	X5R,B	X6T	X5R,B	X6T	X7R	X7R,R	X6S	X5R,B	X6S	X5R	X7R,R	X6S	X5R,B	X7R,R	X6S	X5R,B	X7R	X6S	
Cap. / TC Code	X5R	X7T	X7R,R	B	X7R	B	X7R	B	X5R	X5R,B	X6T	X5R,B	X6T	X7R	X7R,R	X6S	X5R,B	X6S	X5R	X7R,R	X6S	X5R,B	X7R,R	X6S	X5R,B	X7R	X6S	
100pF																												
150pF																												
220pF			p83	p83	p83									p83	p83	p84						p84						
330pF			p83	p83	p83									p83	p83	p84						p84						
470pF			p83	p83	p83									p83	p83	p84						p84						
680pF			p83	p83	p83									p83	p83	p84						p84						
820pF																												
1000pF			p83	p83	p83									p83	p83	p84						p84						
1500pF			p83	p83	p83									p83	p83	p84						p84						
2200pF					p83	p83								p83	p83	p84						p84		p84				
3300pF							p83	p83						p83	p83	p84						p84						
4700pF							p83	p83						p83	p84	p84						p84				p85		
6800pF							p83	p83							p84	p84						p84			p84			
10000pF							p83	p83							p84	p84						p84	p84	p84	p85		p85	
15000pF									p83						p84							p84	p84		p84	p85		
22000pF									p83						p84							p84	p84		p84	p85		
33000pF									p83						p84	p84						p84	p84		p84	p85		
47000pF															p84	p84	p84					p84	p84		p84	p85		
68000pF															p84	p84	p84					p84	p84		p84	p85	p85	
0.10μF		p83													p84		p84	p84				p84		p84	p85			
0.15μF																										p85		
0.22μF		p83																				p84	p84	p84	p84	p85	p85	
0.33μF																												
0.47μF																						p84		p84		p85	p85	
0.68μF																												
1.0μF	p83									p83	p83	p83	p83	p83									p84	p85		p85	p85	
2.2μF																												
4.7μF																												
10μF																												
22μF																												
47μF																												
100μF																												
150μF																												
220μF																												

Continued on the following page. ↗

Capacitance Table

p00 Each number in the Part Number List refers to the page number printed at the bottom of the page.

(→ GRM Series High Dielectric Constant Type)

p00 ← Part Number List JIS: R B EIA: X7R X7S X7T X7U X6S X6T X5R

L×W (mm)	1.0×0.5																	1.6×0.8										
	0.55							0.6						0.65		0.7					0.5							
T max. (mm)	0.55							0.6						0.65		0.7					0.5							
Rated Voltage (Vdc)	10	6.3			4			35	25	16	6.3	4	2.5	10	6.3	25	16	10	6.3	4	2.5	25	16	6.3	4			
Cap. / TC Code	X5R, B	X7R	X6S	X5R, B	X7R	X6S	X5R	X5R	X6S	X6S	X5R, B	X6T	X5R	X6S	X5R	X6S	X5R	X6S	X7S	X6S	X7S	X5R	X5R	X5R, B	X5R, B	X5R	X5R	
100pF																												
150pF																												
220pF																												
330pF																												
470pF																												
680pF																												
820pF																												
1000pF																												
1500pF																												
2200pF																												
3300pF																												
4700pF																												
6800pF																												
10000pF																												
15000pF																												
22000pF																												
33000pF																												
47000pF																												
68000pF																												
0.10μF																												
0.15μF																												
0.22μF																												
0.33μF																												
0.47μF																												
0.68μF																												
1.0μF																												
2.2μF																												
4.7μF																												
10μF																												
22μF																												
47μF																												
100μF																												
150μF																												
220μF																												

Continued on the following page. ↗

Capacitance Table

p00 Each number in the Part Number List refers to the page number printed at the bottom of the page.

(→ GRM Series High Dielectric Constant Type)

p00 ← Part Number List JIS: R B EIA: X7R X7S X7T X7U X6S X6T X5R

L×W (mm)	1.6×0.8																								
	0.55					0.9							0.95				1.0								
T max. (mm)	0.55					0.9							0.95				1.0								
Rated Voltage (Vdc)	16	10	6.3	250	200	50	35	25	16	10	6.3	4	25	16	10	50	35								
Cap. / TC Code	X5R	X6S	X5R	X7T	X6S	X7R	X7R	X5R, B	X7R	X7R	X5R, B	X7R	X5R	X6S	X5R, B	X7R	X5R	X6S	X5R, B	X7S	X5R, B	X5R	X6S	X5R	
100pF																									
150pF																									
220pF																									
330pF																									
470pF																									
680pF																									
820pF																									
1000pF																									
1500pF																									
2200pF																									
3300pF																									
4700pF																									
6800pF																									
10000pF																									
15000pF																									
22000pF																									
33000pF																									
47000pF																									
68000pF																									
0.10μF																									
0.15μF																									
0.22μF																									
0.33μF																									
0.47μF																									
0.68μF																									
1.0μF																									
2.2μF																									
4.7μF																									
10μF																									
22μF																									
47μF																									
100μF																									
150μF																									
220μF																									

Continued on the following page. ↗

Capacitance Table

p00 Each number in the Part Number List refers to the page number printed at the bottom of the page.

(→ GRM Series High Dielectric Constant Type)

p00 ← Part Number List JIS: **R** **B** EIA: **X7R** **X7S** **X7T** **X7U** **X6S** **X6T** **X5R**

L×W (mm)	1.6×0.8										2.0×1.25																								
	1.0										0.7	0.95									1.0														
T max. (mm)																																			
Rated Voltage (Vdc)	25			16			10			6.3			4			16	50	35	25			16			10			6.3			4			2.5	500
Cap. / TC Code	X7S	X6S	X5R	X7S	X6S	X7T	X7T	X5R, B	X6S	X5R, B	X6S	X5R, B	X6S	X5R	X7R	X6S	X5R, B	X7R	X6S	X5R, B	X7R	X5R, B	X7Δ	X5R, B	X6S	X5R, B	X6S	X5R	X6T	X7R					
100pF																																			
150pF																																			
220pF																																			
330pF																																			
470pF																																			
680pF																																			
820pF																																			
1000pF																																			p87
1500pF																																			p87
2200pF																																			p87
3300pF																																			p87
4700pF																																			p87
6800pF																																			p87
10000pF																																			
15000pF																																			
22000pF																																			
33000pF																																			
47000pF																																			
68000pF																																			
0.10μF																																			
0.15μF																																			
0.22μF																																			
0.33μF																																			
0.47μF																																			
0.68μF																																			
1.0μF																p87	p87	p87																	
2.2μF	p87	p87																																	
4.7μF		p87																																	
10μF			p87																																
22μF				p87	p87	p87																													
47μF																																			
100μF																																			
150μF																																			
220μF																																			

Continued on the following page. ↗

Capacitance Table

p00 Each number in the Part Number List refers to the page number printed at the bottom of the page.

(→ GRM Series High Dielectric Constant Type)

p00 ← Part Number List JIS: R B EIA: X7R X7S X7T X7U X6S X6T X5R

L×W (mm)	2.0×1.25																										
	1.0				1.35				1.4					1.45													
T max. (mm)	250	200	35	25	16	50	25	16	50	25	16	10	6.3	4	500	250	200	50									
Rated Voltage (Vdc)	X7R	X7R	X6S	X7S	X6S	X7S	X5R	X5R, B	X6S	X5R, B	X7R	X5R, B	X5R, B	X7R, R	X5R, B	X7R	X6S	X7R	B	X7R	X6S	X7U	X6S	X7R	X7R	X7R	X7S
Cap. / TC Code	X7R	X7R	X6S	X7S	X6S	X7S	X5R	X5R, B	X6S	X5R, B	X7R	X5R, B	X5R, B	X7R, R	X5R, B	X7R	X6S	X7R	B	X7R	X6S	X7U	X6S	X7R	X7R	X7R	X7S
100pF																											
150pF																											
220pF																											
330pF																											
470pF																											
680pF																											
820pF																											
1000pF	p87	p87																									
1500pF	p87	p87																									
2200pF	p87	p87																									
3300pF	p87	p87																									
4700pF	p87	p87																									
6800pF	p87	p87																									
10000pF																									p88	p88	p88
15000pF																										p88	p88
22000pF																										p88	p88
33000pF																											
47000pF																											
68000pF																											
0.10μF																											
0.15μF																											
0.22μF																											
0.33μF																											
0.47μF																											
0.68μF																											
1.0μF								p87 p87																			
2.2μF									p87	p88																	
4.7μF		p87	p87	p87	p87				p87	p87 p87																	p88
10μF																											
22μF																											
47μF																											
100μF																											
150μF																											
220μF																											

Continued on the following page. ↗

Capacitance Table

p00 Each number in the Part Number List refers to the page number printed at the bottom of the page.

(→ GRM Series High Dielectric Constant Type)

p00 ← Part Number List JIS: R B EIA: X7R X7S X7T X7U X6S X6T X5R

L×W (mm)	2.0×1.25															3.2×1.6												
	1.45															0.95				1.0	1.25							
T max. (mm)																												
Rated Voltage (Vdc)	50	35				25			16			10			6.3	4			2.5	35	16	10	6.3	630	1000	630	500	
Cap. / TC Code	X6S	X7S	X6S	X5R	X7S	X6S	X5R	X7S	X6S	X5R	X7T	X6S	X5R	X7T	X5R,B	X6S	X5R,B	X6S	X5R	X5R,B	X5R,B	X6S	X5R,B	X7R	X7R	X7R	X7R	
100pF																												
150pF																												
220pF																												
330pF																												
470pF																												
680pF																												
820pF																												
1000pF																												
1500pF																												
2200pF																												
3300pF																												
4700pF																												
6800pF																												
10000pF																												
15000pF																												
22000pF																												
33000pF																												
47000pF																												
68000pF																												
0.10μF																												
0.15μF																												
0.22μF																												
0.33μF																												
0.47μF																												
0.68μF																												
1.0μF																												
2.2μF																												
4.7μF	p88	p88			p88																							
10μF			p88	p88	p88	p88			p88																			
22μF							p88		p88	p88	p88	p88	p88	p88														
47μF															p88	p88	p88	p88										
100μF																												
150μF																												
220μF																												

Continued on the following page. ↗

Capacitance Table

p00 Each number in the Part Number List refers to the page number printed at the bottom of the page.

(→ GRM Series High Dielectric Constant Type)

p00 ← Part Number List JIS: R B EIA: X7R X7S X7T X7U X6S X6T X5R

L×W (mm)	3.2×1.6																										
	1.25				1.8												1.9										
T max. (mm)	250	200	50	25	1000	630	500	250	200	100	50	25	16	10	6.3	4	100	25									
Rated Voltage (Vdc)	X7R	X7R	X7R	B	X5R	X7R	X7R	X7R	X7R	X7R	X7R	X5R,B	X7R	X5R,B	X7R	X6S	X5R,B	X7R	X5R,B	X7Δ	X6S	X5R,B	X7U	X6S	X7R	X6S	
Cap. / TC Code	X7R	X7R	X7R	B	X5R	X7R	X7R	X7R	X7R	X7R	X7R	X5R,B	X7R	X5R,B	X7R	X6S	X5R,B	X7R	X5R,B	X7Δ	X6S	X5R,B	X7U	X6S	X7R	X6S	
100pF																											
150pF																											
220pF																											
330pF																											
470pF																											
680pF																											
820pF																											
1000pF																											
1500pF																											
2200pF																											
3300pF																											
4700pF																											
6800pF																											
10000pF																											
15000pF																											
22000pF																											
33000pF																											
47000pF																											
68000pF																											
0.10μF																											
0.15μF																											
0.22μF																											
0.33μF																											
0.47μF																											
0.68μF																											
1.0μF																											
2.2μF																											
4.7μF																											
10μF																											
22μF																											
47μF																											
100μF																											
150μF																											
220μF																											

Continued on the following page. ↗

Capacitance Table

p00 Each number in the Part Number List refers to the page number printed at the bottom of the page.

(→ GRM Series High Dielectric Constant Type)

p00 ← Part Number List JIS: R B EIA: X7R X7S X7T X7U X6S X6T X5R

L×W (mm)	3.2×1.6										3.2×2.5																	
	1.9										1.5					1.8	2.0					2.2		2.7				
T max. (mm)	1.9										1.5					1.8	2.0					2.2		2.7				
Rated Voltage (Vdc)	16	10	6.3	4			2.5			1000	630	500	250	200	100	1000	630	500	250	200	100	25	100	80	63	50		
Cap. / TC Code	X7S	X5R	X6S	X6T	X5R	X7U	X6Δ	X5R	X6S	X5R	X7R	X7R	X7R	X7R	X7R	X7R	X7R	X7R	X7R	X7R	X7S	X7R	X7R	X7R	X7R	X7R	X7R	
100pF																												
150pF																												
220pF																												
330pF																												
470pF																												
680pF																												
820pF																												
1000pF																												
1500pF																												
2200pF																												
3300pF																												
4700pF																												
6800pF																												
10000pF																												
15000pF																												
22000pF																												
33000pF																												
47000pF																												
68000pF																												
0.10μF																												
0.15μF																												
0.22μF																												
0.33μF																												
0.47μF																												
0.68μF																												
1.0μF																												
2.2μF																												
4.7μF																												
10μF																												
22μF																												
47μF																												
100μF																												
150μF																												
220μF																												

Continued on the following page. ↗

Capacitance Table

p00 Each number in the Part Number List refers to the page number printed at the bottom of the page.

(→ GRM Series High Dielectric Constant Type)

p00 ← Part Number List JIS: **R** **B** EIA: **X7R** **X7S** **X7T** **X7U** **X6S** **X6T** **X5R**

L×W (mm)	3.2×2.5														4.5×3.2								5.7×5.0					
	2.7														1.5				2.0				2.0					
T max. (mm)																												
Rated Voltage (Vdc)	50	35	25	16			10			6.3		4		630	500	250	200	1000	630	500	250	200	1000	630	500	250	200	
Cap. / TC Code	X5R, B	X7R	X5R, B	X7R	X5R, B	X7R	X6S	X5R, B	X7R	X5R, B	X7Δ	X5R, B	X7U	X7R	X7R	X7R	X7R	X7R	X7R	X7R	X7R	X7R	X7R	X7R	X7R	X7R	X7R	
100pF																												
150pF																												
220pF																												
330pF																												
470pF																												
680pF																												
820pF																												
1000pF																												
1500pF																												
2200pF																												
3300pF																												
4700pF																												
6800pF																												
10000pF																												
15000pF																												
22000pF																												
33000pF																												
47000pF																												
68000pF																												
0.10μF																												
0.15μF																												
0.22μF																												
0.33μF																												
0.47μF																												
0.68μF																												
1.0μF																												
2.2μF																												
4.7μF																												
10μF	p90	p90	p90	p90	p90																							
22μF				p90	p90	p90																						
47μF							p90	p90	p90	p90	p90	p90																
100μF													p90	p90	p90	p90	p90											
150μF																												
220μF																												

Capacitance Table

p00 Each number in the Part Number List refers to the page number printed at the bottom of the page.

GJM Series Temperature Compensating Type

p00 ← Part Number List JIS: CK CJ CH EIA: COG

L×W (mm)	0.4×0.2		0.6×0.3						1.0×0.5	
T max. (mm)	0.22		0.33						0.55	
Rated Voltage (Vdc)	25		50			25			50	
Cap. / TC Code	COG	CΔ	COG	CK	CJ	CH	COG	CΔ	COG	CΔ
0.10pF									p105	p109
0.20pF	p92	p95	p98	p98		p98			p105	p109
1.0pF	p92	p95		p98			p99	p102	p105	p109
2.0pF	p92	p95		p98			p99	p102	p105	p109
3.0pF	p92	p95			p98		p99	p102	p106	p109
4.0pF	p93	p96					p99	p103	p106	p110
5.0pF	p93	p96					p100	p103	p106	p110
6.0pF	p93	p96					p100	p103	p107	p110
7.0pF	p94	p97					p100	p104	p107	p111
8.0pF	p94	p97					p101	p104	p107	p111
9.0pF	p94	p98					p101	p104	p108	p111
10pF	p95	p98					p102	p105	p108	p112
11pF	p95	p98					p102	p105	p108	p112
12pF	p95	p98					p102	p105	p108	p112
13pF	p95	p98					p102	p105	p108	p112
15pF	p95	p98					p102	p105	p108	p112
16pF	p95	p98					p102	p105	p108	p112
18pF	p95	p98					p102	p105	p108	p112
20pF	p95	p98					p102	p105	p108	p112
22pF	p95	p98					p102	p105	p108	p112
24pF							p102	p105	p108	p112
27pF							p102	p105	p108	p112
30pF							p102	p105	p108	p112
33pF							p102	p105	p108	p112
36pF									p108	p112
39pF									p108	p112
43pF									p108	p112
47pF									p109	p112

The indication for every 0.1 pF has been omitted for less than 10 pF. Refer to the Part Number List for details.

Capacitance Table

p00 Each number in the Part Number List refers to the page number printed at the bottom of the page.

GMA Series High Dielectric Constant Type

p00 ← Part Number List JIS: **R** **B** EIA: **X7R** **X5R**

L×W (mm)	0.38×0.38			0.5×0.5						0.8×0.8									
T max. (mm)	0.35			0.4						0.6									
Rated Voltage (Vdc)	10			100	25		10		6.3		100	25		10		6.3			
Cap. / TC Code	X7R	R	B	X7R	X7R	B	X7R	R	B	X5R	B	X7R	X7R	B	X7R	R	B	X5R	B
100pF				p115															
150pF				p115															
220pF				p115															
330pF				p115															
470pF				p115															
680pF				p115															
1000pF	p115	p115	p115	p115															
1500pF	p115	p115	p115		p115	p115						p115							
1800pF	p115	p115	p115																
2200pF					p115	p115						p115							
3300pF					p115	p115						p115							
4700pF					p115	p115						p115							
6800pF							p115	p115	p115			p115							
10000pF	p115	p115					p115	p115	p115				p115	p115					
15000pF							p115	p115	p115				p115	p115					
22000pF							p115	p115	p115				p115	p115					
33000pF															p115	p115	p115		
47000pF															p115	p115	p115		
68000pF															p115	p115	p115		
0.10μF										p115	p115				p115	p115	p115		
0.47μF																		p115	p115

Capacitance Table

p00 Each number in the Part Number List refers to the page number printed at the bottom of the page.

GMD Series High Dielectric Constant Type

p00 ← Part Number List JIS: R B EIA: X7R X5R

L×W (mm)	0.6×0.3										1.0×0.5											
T max. (mm)	0.33										0.55											
Rated Voltage (Vdc)	25			16			10			6.3		50			25			16			10	
Cap. / TC Code	X7R	R	B	X7R	R	B	X7R	R	B	X5R	B	X7R	R	B	X7R	R	B	X7R	R	B	X5R	B
100pF	p117	p117	p117																			
120pF	p117	p117	p117																			
150pF	p117	p117	p117																			
180pF	p117	p117	p117																			
220pF	p117	p117	p117									p117	p117	p118								
270pF	p117	p117	p117									p117	p118	p118								
330pF	p117	p117	p117									p117	p118	p118								
390pF	p117	p117	p117									p117	p118	p118								
470pF	p117	p117	p117									p117	p118	p118								
560pF	p117	p117	p117									p117	p118	p118								
680pF	p117	p117	p117									p117	p118	p118								
820pF	p117	p117	p117									p117	p118	p118								
1000pF	p117	p117	p117									p117	p118	p118								
1200pF	p117	p117	p117									p117	p118	p118								
1500pF	p117	p117	p117									p117	p118	p118								
1800pF				p117	p117	p117						p117	p118	p118								
2200pF				p117	p117	p117						p117	p118	p118								
2700pF				p117	p117	p117						p117	p118	p118								
3300pF				p117	p117	p117						p117	p118	p118								
3900pF							p117	p117	p117			p117	p118	p118								
4700pF							p117	p117	p117			p117	p118	p118								
5600pF							p117	p117	p117						p118	p118	p118					
6800pF							p117	p117	p117						p118	p118	p118					
8200pF							p117	p117	p117						p118	p118	p118					
10000pF							p117	p117	p117						p118	p118	p118					
12000pF															p118	p118	p118					
15000pF															p118	p118	p118					
18000pF															p118	p118	p118					
22000pF															p118	p118	p118					
27000pF															p118	p118	p118					
33000pF															p118	p118	p118					
39000pF															p118	p118	p118					
47000pF															p118	p118	p118					
56000pF										p117	p117							p118	p118	p118		
68000pF										p117	p117							p118	p118	p118		
82000pF										p117	p117							p118	p118	p118		
0.10μF										p117	p117							p118	p118	p118		
0.12μF																					p118	p118
0.15μF																					p118	p118
0.18μF																					p118	p118
0.22μF																					p118	p118
0.27μF																					p118	p118
0.33μF																					p118	p118
0.39μF																					p118	p118
0.47μF																					p118	p118

Capacitance Table

p00 Each number in the Part Number List refers to the page number printed at the bottom of the page.

GQM Series Temperature Compensating Type

p00 ← Part Number List JIS: **CK** **CJ** **CH** EIA: **COG** Murata Temperature Characteristic: **X8G**

L×W (mm)	1.0×0.5		1.6×0.8				2.0×1.25				2.8×2.8				
	T max. (mm)		0.8	0.9		0.95		1.0		1.35					
Rated Voltage (Vdc)	200	100	250	100	50	100	50	500	250	500					
	COG	COG	COG	COG	CΔ	COG	CH	COG	CΔ	COG	CH	X8G	COG	X8G	COG
0.10pF	p120														
1.0pF	p120		p121	p121	p122			p124	p124			p126	p126	p127	p128
2.0pF	p120		p121	p122	p122			p124	p124			p126	p126	p127	p128
3.0pF	p120		p121	p122	p122			p124	p124			p126	p127	p128	p128
4.0pF	p120		p121	p122	p122			p124	p125			p126	p127	p128	p128
5.0pF	p120		p121	p122	p122			p124	p125			p126	p127	p128	p128
6.0pF	p120		p121	p122	p122			p124	p125			p126	p127	p128	p128
7.0pF	p120		p121			p122	p123	p124	p125			p126	p127	p128	p129
8.0pF	p120		p121			p122	p123	p124	p125			p126	p127	p128	p129
9.0pF	p120		p121			p122	p123	p124	p125			p126	p127	p128	p129
10pF	p120		p121			p122	p123	p124	p125			p126	p127	p128	p129
11pF	p120		p121			p122	p123	p124	p125			p126	p127	p128	p129
12pF	p120		p121			p123	p123	p124	p125			p126	p127	p128	p129
13pF	p120		p121			p123	p123	p124	p125			p126	p127	p128	p129
15pF	p120		p121			p123	p123	p124	p125			p126	p127	p128	p129
16pF	p120		p121			p123	p123	p124	p125			p126	p127	p128	p129
18pF	p120		p121			p123	p123	p124	p125			p126	p127	p128	p129
20pF	p120		p121			p123	p123			p125	p125	p126	p127	p128	p129
22pF	p120		p121			p123	p123			p125	p125	p126	p127	p128	p129
24pF	p120		p121			p123	p123			p125	p125		p127		p129
27pF	p120		p121			p123	p123			p125	p125		p127		p129
30pF	p120		p121			p123	p123			p125	p125		p127		p129
33pF	p120		p121			p123	p123			p125	p125		p127		p129
36pF		p120	p121			p123	p123			p125	p125		p127		p129
39pF		p121	p121			p123	p123			p125	p125		p127		p129
43pF		p121	p121			p123	p123			p125	p125		p127		p129
47pF		p121	p121			p123	p123			p125	p125		p127		p129
51pF						p123	p123			p125	p125		p127		p129
56pF						p123	p123			p125	p125		p127		p129
62pF						p123	p123			p125	p125		p127		p129
68pF						p123	p123			p125	p126		p127		p129
75pF						p123	p123			p125	p126		p127		p129
82pF						p123	p123			p125	p126		p127		p129
91pF						p123	p123			p125	p126		p127		p129
100pF						p123	p123			p125	p126		p127		p129

The indication for every 0.1 pF has been omitted for less than 10 pF. Refer to the Part Number List for details.

Capacitance Table

p00 Each number in the Part Number List refers to the page number printed at the bottom of the page.

GRJ Series High Dielectric Constant Type

p00 ← Part Number List EIA: **X7R** **X7S** **X5R**

L×W (mm)	1.6×0.8							2.0×1.25										3.2×1.6					
T max. (mm)	0.9						1.0	0.7		0.95	1.0	1.45						1.5	0.95		1.25		
Rated Voltage (Vdc)	100	50	35	25	16	6.3	6.3	100	50	100	250	250	100	50	25	16	10	100	100	50	1000	630	
Cap. / TC Code	X7R	X7R	X5R	X7R	X7R	X7R	X7S	X7R	X7R	X7R	X7R	X7R	X7R	X7R	X7R	X7R	X7R	X7S	X7R	X7R	X7R	X7R	
220pF										p133													
470pF									p133	p133													p134
680pF																							p134
1000pF	p133	p133						p133	p133		p133											p134	p134
1500pF											p133											p134	p134
2200pF	p133	p133						p133	p133		p133											p134	p134
3300pF											p133											p134	p134
4700pF	p133	p133						p133	p133		p133											p134	p134
6800pF											p133												p134
10000pF	p133	p133						p133	p133			p133											p134
15000pF												p133											
22000pF	p133	p133						p133	p133			p133											
33000pF																							
47000pF		p133		p133										p133	p133								
68000pF																							
0.10μF	p133	p133												p133	p133					p134	p134		
0.15μF																							
0.22μF		p133		p133																			
0.33μF																							
0.47μF					p133																		
0.68μF																							
1.0μF			p133	p133																		p133	
2.2μF						p133																	
4.7μF							p133																
10μF																							
22μF																							
47μF																							

Continued on the following page. ↗

Capacitance Table

p00 Each number in the Part Number List refers to the page number printed at the bottom of the page.

3.2×1.6													3.2×2.5						L×W (mm)			
1.25	1.35				1.8		1.9						1.5			2.0			2.3	T max. (mm)		
250	100	50	25	16	1000	630	250	100	50	25	16	10	6.3	1000	630	250	1000	630	250	100	Rated Voltage (Vdc)	
X7R	X7R	X7R	X7R	X7R	X7R	X7R	X7R	X7R	X7R	X7R	X7R	X7R	X7R	X7R	X7R	X7R	X7R	X7R	X7R	X7R	X7S	Cap. / TC Code
																						220pF
																						470pF
																						680pF
																						1000pF
																						1500pF
																						2200pF
																						3300pF
																						4700pF
						p134																6800pF
					p134																	10000pF
p134						p134																15000pF
p134						p134																22000pF
							p134															33000pF
							p134															47000pF
p134																						68000pF
																						0.10μF
																						0.15μF
																						0.22μF
																						0.33μF
																						0.47μF
																						0.68μF
																						1.0μF
																						2.2μF
																						4.7μF
																						10μF
																						22μF
																						47μF

Continued to the following table. ↙

L×W (mm)	3.2×2.5						4.5×3.2					5.7×5.0		
T max. (mm)	2.8						1.5		2.0			2.0		
Rated Voltage (Vdc)	50	25	16	10	6.3	630	250	1000	630	250	1000	630	250	
Cap. / TC Code	X7R	X7S	X7R	X7R	X7R	X7R	X7R	X7R	X7R	X7R	X7R	X7R	X7R	
33000pF														
47000pF														
68000pF														
0.10μF														
0.15μF														
0.22μF														
0.33μF														
0.47μF														
0.68μF														
1.0μF														
2.2μF														
4.7μF	p134													
10μF	p134	p134	p134											
22μF														
47μF														

Capacitance Table

p00 Each number in the Part Number List refers to the page number printed at the bottom of the page.

GR3 Series High Dielectric Constant Type

p00 ← Part Number List EIA: X7T

L×W (mm)	2.0×1.25		3.2×1.6						3.2×2.5				4.5×3.2			5.7×5.0					
T max. (mm)	1.0	1.45	1.0		1.25		1.8		1.5		2.0		1.5	2.0		2.0			2.7		
Rated Voltage (Vdc)	250	250	450	250	630	450	250	630	450	250	630	250	630	450	250	250	630	450	250	630	250
Cap. / TC Code	X7T	X7T	X7T	X7T	X7T	X7T	X7T	X7T	X7T	X7T	X7T	X7T	X7T	X7T	X7T	X7T	X7T	X7T	X7T	X7T	X7T
10000pF	p131		p131		p131																
15000pF	p131		p131				p131														
22000pF		p131					p131			p131											
33000pF				p131		p131						p131									
47000pF						p131		p131				p131									
68000pF									p131			p131				p131					
0.10μF										p131		p131							p131		
0.15μF													p131			p131			p131		
0.22μF														p131					p131		p131
0.33μF																p131			p131		
0.47μF																			p131	p131	
0.68μF																				p131	
1.0μF																					p131

Capacitance Table

p00 Each number in the Part Number List refers to the page number printed at the bottom of the page.

LLA Series High Dielectric Constant Type

p00 ← Part Number List EIA: X7R X7S

L×W (mm)	1.6×0.8	2.0×1.25										3.2×1.6						
T max. (mm)	0.55	0.55					0.95					0.55			0.95		1.25	
Rated Voltage (Vdc)	4	25	16	10	6.3	4	25	16	10	6.3	4	16	10	6.3	16	10	16	10
Cap. / TC Code	X7S	X7R	X7R	X7R	X7R	X7S	X7R	X7R	X7R	X7R	X7S	X7R	X7R	X7R	X7R	X7R	X7R	X7R
10000pF		p137									p137							
22000pF		p137									p137							
47000pF			p137								p137							
0.10μF	p137		p137								p137							
0.22μF	p137			p137							p137			p137				
0.47μF	p137				p137						p137			p137		p137		
1.0μF						p137					p137			p137		p137	p137	
2.2μF	p137											p137		p137				p137
4.7μF						p137												

LLL Series High Dielectric Constant Type

p00 ← Part Number List EIA: X7R X7S X6S X5R

L×W (mm)	0.5×1.0				0.6×1.0	0.8×1.6										1.25×2.0						
T max. (mm)	0.35		0.45		0.5		0.55		0.6						0.5				0.7			
Rated Voltage (Vdc)	6.3	4	4	4	25	16	10	4	4	50	25	16	10	4	50	25	16	10	6.3	4	50	25
Cap. / TC Code	X6S	X7S	X6S	X5R	X7R	X7R	X7R	X7S	X7S	X7R	X7R	X7R	X7R	X7S	X7R	X7R	X7R	X7R	X7R	X7S	X7R	X7R
2200pF														p139								
4700pF														p139								
10000pF					p139									p139								p139
22000pF						p139								p139								p139
47000pF							p139							p139								p139
0.10μF	p139							p139						p139								p139
0.22μF	p139								p139					p139								p139
0.47μF		p139													p139							p139
1.0μF			p139																			p139
2.2μF									p139													
4.3μF					p139																	
4.7μF																						
10μF																						

Continued to the following table. ↗

L×W (mm)	1.25×2.0				1.6×3.2																
T max. (mm)	0.7		0.95		0.5				0.8						1.25						
Rated Voltage (Vdc)	10	16	10	4	50	25	16	10	50	25	16	10	6.3	50	25	16	10	6.3			
Cap. / TC Code	X7R	X7R	X7R	X7S	X7R	X7R	X7R	X7R	X7R	X7R	X7R	X7R	X7R	X7R	X7R	X7R	X7R	X7R	X7R	X7R	
2200pF																					
4700pF																					
10000pF					p139									p139							
22000pF					p139									p139							
47000pF						p139								p139							
0.10μF							p139							p139							
0.22μF	p139	p139						p139						p139							
0.47μF			p139						p139					p139							
1.0μF				p139										p139							
2.2μF					p139										p139						
4.3μF																					
4.7μF																				p139	
10μF																					p139

Capacitance Table

p00 ← Part Number List EIA: **X7R** **X7S** Each number in the Part Number List refers to the page number printed at the bottom of the page.

LLM Series High Dielectric Constant Type

p00 ← Part Number List EIA: **X7R** **X7S**

L×W (mm)	2.0×1.25		3.2×1.6		
T max. (mm)	0.55		0.55		
Rated Voltage (Vdc)	6.3	4	16	10	6.3
Cap. / TC Code	X7R	X7S	X7R	X7R	X7R
0.10μF			p141		
0.22μF	p141		p141		
0.47μF	p141			p141	
1.0μF		p141			
2.2μF					p141

LLR Series High Dielectric Constant Type

p00 ← Part Number List EIA: **X7S**

L×W (mm)	0.8×1.6			
T max. (mm)	0.55			
Rated Voltage (Vdc)	4			
TC Code	X7S			
Cap. / ESR (mΩ)	100	220	470	1000
1.0μF	p143	p143	p143	p143

KR3 Series High Dielectric Constant Type

p00 ← Part Number List EIA: **X7T**

L×W (mm)	6.1×5.3										
T max. (mm)	3.0			3.9			5.0		6.7		
Rated Voltage (Vdc)	630	450	250	630	450	250	450	250	630	450	250
Cap. / TC Code	X7T	X7T	X7T	X7T	X7T	X7T	X7T	X7T	X7T	X7T	X7T
0.10μF	p149										
0.15μF	p149										
0.22μF		p149		p149							
0.27μF				p149							
0.33μF		p149									
0.47μF		p149	p149						p149		
0.56μF					p149				p149		
0.68μF			p149				p149				
1.0μF						p149	p149				
1.2μF										p149	
1.5μF								p149			
2.2μF											p149

Capacitance Table

p00 Each number in the Part Number List refers to the page number printed at the bottom of the page.

KRM Series High Dielectric Constant Type

p00 ← Part Number List EIA: X7R X7S X6S X5R

L×W (mm)	2.2×1.25					3.5×1.7					3.6×1.7	3.7×1.85	6.1×5.3													
T max. (mm)	1.9		2.0			2.0		2.9			2.9		2.9		3.0										3.9	
Rated Voltage (Vdc)	25	16	25			25	100	50	35	25	50	100	1000	630	250	100	63	50	35	25	100	63				
Cap. / TC Code	X5R	X5R	X7S	X6S	X5R	X5R	X7R	X7R	X6S	X6S	X7R	X7R	X7R	X7R	X7R	X7R	X7R	X7R	X7R	X7R	X7R	X7R	X7R			
68000pF																							p146			
0.10μF																								p146		
0.15μF																								p146		
0.22μF																								p146		
0.33μF																										
0.47μF																										
0.68μF																								p146		
1.0μF																								p146		
1.5μF																										
2.2μF																								p146		
4.7μF																								p146		
6.8μF																								p146		
10μF	p146	p146	p146	p146																				p146		
15μF																								p146		
17μF																								p146		
22μF																								p146		
33μF																										
47μF																										
68μF																										

Continued to the following table. ↗

L×W (mm)	6.1×5.3														
T max. (mm)	3.9			5.0							6.7				
Rated Voltage (Vdc)	50	35	25	1000	630	250	100	50	35	25	100	63	50	35	25
Cap. / TC Code	X7R	X7R	X7R	X7R	X7R	X7R	X7R	X7R	X7R	X7R	X7R	X7R	X7R	X7R	X7R
68000pF															
0.10μF															
0.15μF															
0.22μF															
0.33μF															
0.47μF															
0.68μF															
1.0μF															
1.5μF															
2.2μF															
4.7μF															
6.8μF															
10μF															
15μF															
17μF	p146	p146													
22μF		p146	p146												
33μF			p146												
47μF															
68μF															

Capacitance Table

p00 Each number in the Part Number List refers to the page number printed at the bottom of the page.

NFM Series

p00 ← Part Number List

L×W (mm)	1.0×0.5								1.6×0.8				2.0×1.25					3.2×1.25	3.2×1.6			4.5×1.6		
	0.35		0.5				0.65	0.7	0.7		0.9		0.95					0.9	1.5			1.2		
T max. (mm)	6.3	4	16	10	6.3	2.5	2.5	2.5	16	6.3	10	6.3	50	25	16	10	6.3	50	100	50	6.3	100	50	25
Rated Voltage (Vdc)	6.3	4	16	10	6.3	2.5	2.5	2.5	16	6.3	10	6.3	50	25	16	10	6.3	50	100	50	6.3	100	50	25
Cap. / TC Code	-	-	-	-	-	-	-	-	-	-	-	-	-	-	-	-	-	-	-	-	-	-	-	-
100pF									p151															
220pF									p151				p151					p151						
470pF									p151				p151					p151					p151	
1000pF									p151				p151					p151					p151	
2200pF			p151	p151					p151				p151					p151					p151	
10000pF																			p151	p151				
15000pF																			p151	p151				
22000pF			p151	p151					p151				p151					p151	p151	p151			p151	
47000pF			p151	p151																				
0.10μF				p151	p151				p151					p151					p151	p151				
0.20μF																								p151
0.22μF				p151	p151					p151						p151								
0.47μF	p151	p151								p151						p151								
1.0μF		p151								p151		p151				p151	p151							
1.5μF																							p151	p151
2.2μF										p151	p151									p151				
4.3μF						p151																		
4.7μF																				p151				
7.5μF							p151																	
9.1μF								p151																
10μF																				p151				
27μF																							p151	

Capacitance Table

p00 Each number in the Part Number List refers to the page number printed at the bottom of the page.

GCH Series Temperature Compensating Type

p00 ← Part Number List EIA: COG

L×W (mm)	1.0×0.5	1.6×0.8		2.0×1.25			3.2×1.6			
T max. (mm)	0.55	0.9		0.7	0.95	1.4	0.95	1.25		
Rated Voltage (Vdc)	50	100	50	100	50	50	50	100	50	50
Cap. / TC Code	COG	COG	COG	COG	COG	COG	COG	COG	COG	COG
1.0pF	p153	p153	p153							
2.0pF	p153	p153	p153							
3.0pF	p153	p153	p153							
4.0pF	p153	p153	p153							
5.0pF	p153	p153	p153							
6.0pF	p153	p153	p153							
7.0pF	p153	p153	p153							
8.0pF	p153	p153	p153							
9.0pF	p153	p153	p153							
10pF	p153	p153	p153							
15pF	p153	p153	p153							
22pF	p153	p153	p153							
33pF	p153	p153	p153							
47pF	p153	p153	p153							
68pF	p153	p153	p153							
100pF	p153	p153	p153	p153						
150pF	p153	p153	p153	p153						
220pF	p153	p153	p153	p153						
330pF	p153	p153	p153	p153						
470pF	p153	p153	p153	p153						
680pF		p153	p153	p153						
1000pF	p153	p153	p153	p153	p153					
1500pF		p153	p153	p153	p153					
2200pF			p153	p153	p153			p153		
3300pF			p153	p153	p153			p153		
4700pF					p153			p153	p154	
6800pF						p153		p154	p154	
10000pF						p153		p154	p154	
15000pF						p153			p154	
22000pF							p153		p154	
33000pF									p154	
47000pF										p154

Capacitance Table

p00 Each number in the Part Number List refers to the page number printed at the bottom of the page.

GCH Series High Dielectric Constant Type

p00 ← Part Number List EIA: **X7R** **X7S**

L×W (mm)	1.0×0.5						1.6×0.8						2.0×1.25									
T max. (mm)	0.55					0.7	0.9						0.95		1.4							
Rated Voltage (Vdc)	100	50	25	16	10	10	100	50	25	16	10	6.3	25	16	100	50	35	25	16	10	6.3	
Cap. / TC Code	X7R	X7R	X7R	X7R	X7R	X7S	X7R	X7R	X7R	X7R	X7S	X7R	X7R	X7R	X7R	X7R	X7R	X7R	X7R	X7R	X7R	X7R
220pF	p155	p155																				
470pF	p155	p155																				
1000pF	p155	p155					p155	p155														
2200pF	p155	p155					p155	p155														
4700pF	p155	p155					p155	p155														
10000pF		p155	p155				p155	p155							p155							
22000pF		p155	p155				p155	p155							p155							
47000pF		p155	p155	p155				p155	p155						p155	p155						
0.10μF		p155		p155	p155		p155	p155	p155	p155					p155	p155						
0.22μF				p155				p155	p155							p155		p155				
0.47μF								p155	p155				p155			p155						
1.0μF						p155			p155	p155				p155		p155	p155	p155				
2.2μF											p155	p155						p155	p155	p155		
4.7μF																			p155		p155	
10μF																				p155		p155
22μF																						
47μF																						

Continued to the following table. ↙

L×W (mm)	2.0×1.25			3.2×1.6								3.2×2.5									
T max. (mm)	1.45			0.95	1.25		1.3	1.8					2.2			2.7					
Rated Voltage (Vdc)	100	35	25	100	100	50	25	100	50	25	16	10	100	25	16	50	10	6.3			
Cap. / TC Code	X7S	X7S	X7S	X7R	X7R	X7R	X7R	X7R	X7R	X7R	X7R	X7R	X7R	X7R	X7R	X7R	X7R	X7R			
220pF																					
470pF																					
1000pF																					
2200pF																					
4700pF																					
10000pF																					
22000pF																					
47000pF																					
0.10μF				p155																	
0.22μF					p155																
0.47μF						p155															
1.0μF	p155					p155		p155										p155			
2.2μF							p155		p155				p155								
4.7μF		p155	p155							p155	p155			p155				p155			
10μF												p155	p155		p155						
22μF																		p155			
47μF																					p155

Search Capacitors

Specifications and Test Methods, Package, Chart of Characteristic Data, please refer to the search web page.
<http://www.murata.com/en-global/products/capacitor>

0.4×0.2mm						
T max.	Rated Voltage	TC Code	Cap.	Tol.	Part Number	
0.22mm	50Vdc	COG	0.20pF	±0.05pF	GRM0225C1HR20WA03#	
			0.30pF	±0.05pF	GRM0225C1HR20BA03#	
			0.40pF	±0.05pF	GRM0225C1HR30BA03#	
			0.50pF	±0.05pF	GRM0225C1HR50BA03#	
			0.60pF	±0.05pF	GRM0225C1HR60WA03#	

Links are provided to the product detail pages on the web, and are shown below in the product number table from the PDF version of the catalog which is available on the web.

Data Sheet

The product details page can be output in PDF.

Status and Features Icons

The status and features of products can be checked at once. When ? is clicked, a description of each icon will be displayed.

Characteristics & Applications

This links to the introduction page of each series.

Detailed Specifications Sheet

- Rated value
- Specifications and Test Methods
- Package
- Caution, Notice (Storage, Soldering and Mounting,etc.)

Characteristics Data

The following characteristics data of the main products can be acquired.

- SPICE Netlist (mod type)
- S parameter (S2P type)
- Reliability Test Data *Typical data

- Shape (Dimensions)
- Rated Values

- Specification by Packaging Code/ Minimum Order Quantity
- Weight (1 pc/ø180mm reel)

Chart of Characteristic Data

The main products published characteristic data.

- Frequency characteristics (ESR, Impedance)
- DC bias characteristics
- AC voltage characteristics
- Capacitance - temperature characteristics
- Calorific property by ripple current

Design Tools SimSurfing

The SimSurfing design tools are useful for displaying the graph, downloading CSV data and overwriting the product number graph.

General Purpose Monolithic Ceramic Capacitors

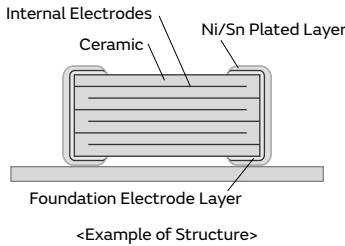
GRM Series



This is Murata primary products renowned for both small size and large capacitance value with latest advanced technology.

Features

① Achieves large-capacity and small size in a multilayer structure.



"Thin Layer Technology" for thinner layers

"Fine Particle Technology" for finer particles

"High Precision Lamination Technology" for more accuracy

② Sn plating is applied to the external electrodes; excellent solderability.

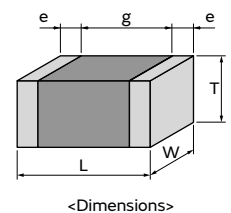
③ High reliability with no polarity.

	Ceramic Capacitors	Tantalum Capacitor	Aluminum Electrolytic Capacitor	Conductive Polymer Capacitor
Price	○	○	◎	○
Comparison between Impedance Frequency Characteristics	◎	△	△	○
Capacitance temperature characteristics	○	◎	○	○
DC breakdown voltage	◎	△	△	△
Polarity	No	Yes	Yes	Yes
Pulse response	◎	△	△	○
Allowable ripple current	◎	△	△	△
Reliability	◎	○	○	○
DC bias characteristics	△	◎	◎	◎

◎: Particularly excellent ○: Excellent △: Inferior

Specifications

Size (mm)	0.25×0.125mm to 5.7×5.0mm
Rated Voltage	2.5Vdc to 3150Vdc
Capacitance	0.10pF to 330µF
Main Applications	1. Rated voltage 100V Max. High Dielectric Constant Type . . . For decoupling and smoothing circuits Temperature Compensating Type . . . For tuning circuits, oscillating circuits, and high frequency filter circuits 2. Rated voltage 200V min. High Dielectric Constant Type . . . For clamp snubber circuits and smoothing circuits Temperature Compensating Type . . . Power supply damper snubber



This catalog contains only a portion of the product lineup.
 Please refer to the capacitor search tool on the Murata Web site for details.

GRM Series
 GJM Series
 GMA Series
 GMD Series
 GQM Series
 GR3 Series
 GRJ Series
 LLA Series
 LLL Series
 LLM Series
 LLP Series
 KRM Series
 KR3 Series
 NFM Series
 GCH Series
 △Caution/ Notice

GRM Series Temperature Compensating Type Part Number List

0.4×0.2mm

T max.	Rated Voltage	TC Code	Cap.	Tol.	Part Number
0.22mm	50Vdc	COG	0.20pF	±0.05pF	GRM0225C1HR20WA03#
				±0.1pF	GRM0225C1HR20BA03#
			0.30pF	±0.05pF	GRM0225C1HR30WA03#
				±0.1pF	GRM0225C1HR30BA03#
			0.40pF	±0.05pF	GRM0225C1HR40WA03#
				±0.1pF	GRM0225C1HR40BA03#
			0.50pF	±0.05pF	GRM0225C1HR50WA03#
				±0.1pF	GRM0225C1HR50BA03#
			0.60pF	±0.05pF	GRM0225C1HR60WA03#
				±0.1pF	GRM0225C1HR60BA03#
			0.70pF	±0.05pF	GRM0225C1HR70WA03#
				±0.1pF	GRM0225C1HR70BA03#
			0.80pF	±0.05pF	GRM0225C1HR80WA03#
				±0.1pF	GRM0225C1HR80BA03#
			0.90pF	±0.05pF	GRM0225C1HR90WA03#
				±0.1pF	GRM0225C1HR90BA03#
			1.0pF	±0.05pF	GRM0225C1H1R0WA03#
				±0.1pF	GRM0225C1H1R0BA03#
				±0.25pF	GRM0225C1H1R0CA03#
			1.1pF	±0.05pF	GRM0225C1H1R1WA03#
				±0.1pF	GRM0225C1H1R1BA03#
				±0.25pF	GRM0225C1H1R1CA03#
			1.2pF	±0.05pF	GRM0225C1H1R2WA03#
				±0.1pF	GRM0225C1H1R2BA03#
				±0.25pF	GRM0225C1H1R2CA03#
			1.3pF	±0.05pF	GRM0225C1H1R3WA03#
				±0.1pF	GRM0225C1H1R3BA03#
				±0.25pF	GRM0225C1H1R3CA03#
			1.4pF	±0.05pF	GRM0225C1H1R4WA03#
				±0.1pF	GRM0225C1H1R4BA03#
				±0.25pF	GRM0225C1H1R4CA03#
			1.5pF	±0.05pF	GRM0225C1H1R5WA03#
				±0.1pF	GRM0225C1H1R5BA03#
				±0.25pF	GRM0225C1H1R5CA03#
			1.6pF	±0.05pF	GRM0225C1H1R6WA03#
				±0.1pF	GRM0225C1H1R6BA03#
				±0.25pF	GRM0225C1H1R6CA03#
			1.7pF	±0.05pF	GRM0225C1H1R7WA03#
				±0.1pF	GRM0225C1H1R7BA03#
				±0.25pF	GRM0225C1H1R7CA03#
			1.8pF	±0.05pF	GRM0225C1H1R8WA03#
				±0.1pF	GRM0225C1H1R8BA03#
				±0.25pF	GRM0225C1H1R8CA03#
			1.9pF	±0.05pF	GRM0225C1H1R9WA03#
				±0.1pF	GRM0225C1H1R9BA03#
				±0.25pF	GRM0225C1H1R9CA03#
			2.0pF	±0.05pF	GRM0225C1H2R0WA03#
				±0.1pF	GRM0225C1H2R0BA03#
±0.25pF	GRM0225C1H2R0CA03#				
2.1pF	±0.05pF	GRM0225C1H2R1WA03#			
	±0.1pF	GRM0225C1H2R1BA03#			
	±0.25pF	GRM0225C1H2R1CA03#			

T max.	Rated Voltage	TC Code	Cap.	Tol.	Part Number
0.22mm	50Vdc	COG	2.2pF	±0.05pF	GRM0225C1H2R2WA03#
				±0.1pF	GRM0225C1H2R2BA03#
				±0.25pF	GRM0225C1H2R2CA03#
			2.3pF	±0.05pF	GRM0225C1H2R3WA03#
				±0.1pF	GRM0225C1H2R3BA03#
				±0.25pF	GRM0225C1H2R3CA03#
			2.4pF	±0.05pF	GRM0225C1H2R4WA03#
				±0.1pF	GRM0225C1H2R4BA03#
				±0.25pF	GRM0225C1H2R4CA03#
			2.5pF	±0.05pF	GRM0225C1H2R5WA03#
				±0.1pF	GRM0225C1H2R5BA03#
				±0.25pF	GRM0225C1H2R5CA03#
			2.6pF	±0.05pF	GRM0225C1H2R6WA03#
				±0.1pF	GRM0225C1H2R6BA03#
				±0.25pF	GRM0225C1H2R6CA03#
			2.7pF	±0.05pF	GRM0225C1H2R7WA03#
				±0.1pF	GRM0225C1H2R7BA03#
				±0.25pF	GRM0225C1H2R7CA03#
			2.8pF	±0.05pF	GRM0225C1H2R8WA03#
				±0.1pF	GRM0225C1H2R8BA03#
				±0.25pF	GRM0225C1H2R8CA03#
			2.9pF	±0.05pF	GRM0225C1H2R9WA03#
				±0.1pF	GRM0225C1H2R9BA03#
				±0.25pF	GRM0225C1H2R9CA03#
			3.0pF	±0.05pF	GRM0225C1H3R0WA03#
				±0.1pF	GRM0225C1H3R0BA03#
				±0.25pF	GRM0225C1H3R0CA03#
			3.1pF	±0.05pF	GRM0225C1H3R1WA03#
				±0.1pF	GRM0225C1H3R1BA03#
				±0.25pF	GRM0225C1H3R1CA03#
			3.2pF	±0.05pF	GRM0225C1H3R2WA03#
				±0.1pF	GRM0225C1H3R2BA03#
				±0.25pF	GRM0225C1H3R2CA03#
			3.3pF	±0.05pF	GRM0225C1H3R3WA03#
				±0.1pF	GRM0225C1H3R3BA03#
				±0.25pF	GRM0225C1H3R3CA03#
			3.4pF	±0.05pF	GRM0225C1H3R4WA03#
				±0.1pF	GRM0225C1H3R4BA03#
				±0.25pF	GRM0225C1H3R4CA03#
			3.5pF	±0.05pF	GRM0225C1H3R5WA03#
				±0.1pF	GRM0225C1H3R5BA03#
				±0.25pF	GRM0225C1H3R5CA03#
			3.6pF	±0.05pF	GRM0225C1H3R6WA03#
				±0.1pF	GRM0225C1H3R6BA03#
				±0.25pF	GRM0225C1H3R6CA03#
			3.7pF	±0.05pF	GRM0225C1H3R7WA03#
				±0.1pF	GRM0225C1H3R7BA03#
				±0.25pF	GRM0225C1H3R7CA03#
3.8pF	±0.05pF	GRM0225C1H3R8WA03#			
	±0.1pF	GRM0225C1H3R8BA03#			
	±0.25pF	GRM0225C1H3R8CA03#			
3.9pF	±0.05pF	GRM0225C1H3R9WA03#			
	±0.1pF	GRM0225C1H3R9BA03#			
	±0.25pF	GRM0225C1H3R9CA03#			

Part number # indicates the package specification code.

GRM Series
 GJM Series
 GMA Series
 GMD Series
 GQM Series
 GR3 Series
 GRJ Series
 LLA Series
 LLL Series
 LLM Series
 LLR Series
 KRM Series
 KR3 Series
 NFM Series
 GCH Series
 ⚠Caution/Notice

GRM Series Temperature Compensating Type Part Number List

(→ 0.4×0.2mm)

T max.	Rated Voltage	TC Code	Cap.	Tol.	Part Number
0.22mm	50Vdc	COG	4.0pF	±0.05pF	GRM0225C1H4R0WA03#
				±0.1pF	GRM0225C1H4R0BA03#
				±0.25pF	GRM0225C1H4R0CA03#
			4.1pF	±0.05pF	GRM0225C1H4R1WA03#
				±0.1pF	GRM0225C1H4R1BA03#
				±0.25pF	GRM0225C1H4R1CA03#
			4.2pF	±0.05pF	GRM0225C1H4R2WA03#
				±0.1pF	GRM0225C1H4R2BA03#
				±0.25pF	GRM0225C1H4R2CA03#
			4.3pF	±0.05pF	GRM0225C1H4R3WA03#
				±0.1pF	GRM0225C1H4R3BA03#
				±0.25pF	GRM0225C1H4R3CA03#
			4.4pF	±0.05pF	GRM0225C1H4R4WA03#
				±0.1pF	GRM0225C1H4R4BA03#
				±0.25pF	GRM0225C1H4R4CA03#
			4.5pF	±0.05pF	GRM0225C1H4R5WA03#
				±0.1pF	GRM0225C1H4R5BA03#
				±0.25pF	GRM0225C1H4R5CA03#
			4.6pF	±0.05pF	GRM0225C1H4R6WA03#
				±0.1pF	GRM0225C1H4R6BA03#
				±0.25pF	GRM0225C1H4R6CA03#
			4.7pF	±0.05pF	GRM0225C1H4R7WA03#
				±0.1pF	GRM0225C1H4R7BA03#
				±0.25pF	GRM0225C1H4R7CA03#
			4.8pF	±0.05pF	GRM0225C1H4R8WA03#
				±0.1pF	GRM0225C1H4R8BA03#
				±0.25pF	GRM0225C1H4R8CA03#
			4.9pF	±0.05pF	GRM0225C1H4R9WA03#
				±0.1pF	GRM0225C1H4R9BA03#
				±0.25pF	GRM0225C1H4R9CA03#
			5.0pF	±0.05pF	GRM0225C1H5R0WA03#
				±0.1pF	GRM0225C1H5R0BA03#
				±0.25pF	GRM0225C1H5R0CA03#
			5.1pF	±0.05pF	GRM0225C1H5R1WA03#
				±0.1pF	GRM0225C1H5R1BA03#
				±0.25pF	GRM0225C1H5R1CA03#
				±0.5pF	GRM0225C1H5R1DA03#
			5.2pF	±0.05pF	GRM0225C1H5R2WA03#
				±0.1pF	GRM0225C1H5R2BA03#
				±0.25pF	GRM0225C1H5R2CA03#
				±0.5pF	GRM0225C1H5R2DA03#
			5.3pF	±0.05pF	GRM0225C1H5R3WA03#
				±0.1pF	GRM0225C1H5R3BA03#
				±0.25pF	GRM0225C1H5R3CA03#
				±0.5pF	GRM0225C1H5R3DA03#
			5.4pF	±0.05pF	GRM0225C1H5R4WA03#
				±0.1pF	GRM0225C1H5R4BA03#
				±0.25pF	GRM0225C1H5R4CA03#
				±0.5pF	GRM0225C1H5R4DA03#
			5.5pF	±0.05pF	GRM0225C1H5R5WA03#
				±0.1pF	GRM0225C1H5R5BA03#
				±0.25pF	GRM0225C1H5R5CA03#
				±0.5pF	GRM0225C1H5R5DA03#
			5.6pF	±0.05pF	GRM0225C1H5R6WA03#

T max.	Rated Voltage	TC Code	Cap.	Tol.	Part Number
0.22mm	50Vdc	COG	5.6pF	±0.1pF	GRM0225C1H5R6BA03#
				±0.25pF	GRM0225C1H5R6CA03#
				±0.5pF	GRM0225C1H5R6DA03#
			5.7pF	±0.05pF	GRM0225C1H5R7WA03#
				±0.1pF	GRM0225C1H5R7BA03#
				±0.25pF	GRM0225C1H5R7CA03#
			5.8pF	±0.05pF	GRM0225C1H5R8WA03#
				±0.1pF	GRM0225C1H5R8BA03#
				±0.25pF	GRM0225C1H5R8CA03#
			5.9pF	±0.05pF	GRM0225C1H5R9WA03#
				±0.1pF	GRM0225C1H5R9BA03#
				±0.25pF	GRM0225C1H5R9CA03#
			6.0pF	±0.05pF	GRM0225C1H6R0WA03#
				±0.1pF	GRM0225C1H6R0BA03#
				±0.25pF	GRM0225C1H6R0CA03#
			6.1pF	±0.05pF	GRM0225C1H6R1WA03#
				±0.1pF	GRM0225C1H6R1BA03#
				±0.25pF	GRM0225C1H6R1CA03#
			6.2pF	±0.05pF	GRM0225C1H6R2WA03#
				±0.1pF	GRM0225C1H6R2BA03#
				±0.25pF	GRM0225C1H6R2CA03#
			6.3pF	±0.05pF	GRM0225C1H6R3WA03#
				±0.1pF	GRM0225C1H6R3BA03#
				±0.25pF	GRM0225C1H6R3CA03#
			6.4pF	±0.05pF	GRM0225C1H6R4WA03#
				±0.1pF	GRM0225C1H6R4BA03#
				±0.25pF	GRM0225C1H6R4CA03#
			6.5pF	±0.05pF	GRM0225C1H6R5WA03#
				±0.1pF	GRM0225C1H6R5BA03#
				±0.25pF	GRM0225C1H6R5CA03#
			6.6pF	±0.05pF	GRM0225C1H6R6WA03#
				±0.1pF	GRM0225C1H6R6BA03#
				±0.25pF	GRM0225C1H6R6CA03#
			6.7pF	±0.05pF	GRM0225C1H6R7WA03#
				±0.1pF	GRM0225C1H6R7BA03#
				±0.25pF	GRM0225C1H6R7CA03#
			6.8pF	±0.05pF	GRM0225C1H6R8WA03#
				±0.1pF	GRM0225C1H6R8BA03#
				±0.25pF	GRM0225C1H6R8CA03#
			6.9pF	±0.05pF	GRM0225C1H6R9WA03#
				±0.1pF	GRM0225C1H6R9BA03#
				±0.25pF	GRM0225C1H6R9CA03#

Part number # indicates the package specification code.

GRM Series
 GJM Series
 GMA Series
 GMD Series
 GQM Series
 GR3 Series
 GRJ Series
 LLA Series
 LLL Series
 LLM Series
 LLP Series
 KRM Series
 KR3 Series
 NFM Series
 GCH Series
 ⚠Caution/
Notice

GRM Series Temperature Compensating Type Part Number List

(→ 0.4×0.2mm)

T max.	Rated Voltage	TC Code	Cap.	Tol.	Part Number
0.22mm	50Vdc	COG	6.9pF	±0.5pF	GRM0225C1H6R9DA03#
				±0.05pF	GRM0225C1H7R0WA03#
			7.0pF	±0.1pF	GRM0225C1H7R0BA03#
				±0.25pF	GRM0225C1H7R0CA03#
				±0.5pF	GRM0225C1H7R0DA03#
				7.1pF	±0.05pF
			±0.1pF		GRM0225C1H7R1BA03#
			±0.25pF		GRM0225C1H7R1CA03#
			±0.5pF		GRM0225C1H7R1DA03#
			7.2pF	±0.05pF	GRM0225C1H7R2WA03#
				±0.1pF	GRM0225C1H7R2BA03#
				±0.25pF	GRM0225C1H7R2CA03#
				±0.5pF	GRM0225C1H7R2DA03#
			7.3pF	±0.05pF	GRM0225C1H7R3WA03#
				±0.1pF	GRM0225C1H7R3BA03#
				±0.25pF	GRM0225C1H7R3CA03#
				±0.5pF	GRM0225C1H7R3DA03#
			7.4pF	±0.05pF	GRM0225C1H7R4WA03#
				±0.1pF	GRM0225C1H7R4BA03#
				±0.25pF	GRM0225C1H7R4CA03#
				±0.5pF	GRM0225C1H7R4DA03#
			7.5pF	±0.05pF	GRM0225C1H7R5WA03#
				±0.1pF	GRM0225C1H7R5BA03#
				±0.25pF	GRM0225C1H7R5CA03#
				±0.5pF	GRM0225C1H7R5DA03#
			7.6pF	±0.05pF	GRM0225C1H7R6WA03#
				±0.1pF	GRM0225C1H7R6BA03#
				±0.25pF	GRM0225C1H7R6CA03#
				±0.5pF	GRM0225C1H7R6DA03#
			7.7pF	±0.05pF	GRM0225C1H7R7WA03#
				±0.1pF	GRM0225C1H7R7BA03#
				±0.25pF	GRM0225C1H7R7CA03#
				±0.5pF	GRM0225C1H7R7DA03#
			7.8pF	±0.05pF	GRM0225C1H7R8WA03#
				±0.1pF	GRM0225C1H7R8BA03#
				±0.25pF	GRM0225C1H7R8CA03#
				±0.5pF	GRM0225C1H7R8DA03#
			7.9pF	±0.05pF	GRM0225C1H7R9WA03#
				±0.1pF	GRM0225C1H7R9BA03#
				±0.25pF	GRM0225C1H7R9CA03#
				±0.5pF	GRM0225C1H7R9DA03#
			8.0pF	±0.05pF	GRM0225C1H8R0WA03#
				±0.1pF	GRM0225C1H8R0BA03#
				±0.25pF	GRM0225C1H8R0CA03#
				±0.5pF	GRM0225C1H8R0DA03#
			8.1pF	±0.05pF	GRM0225C1H8R1WA03#
				±0.1pF	GRM0225C1H8R1BA03#
				±0.25pF	GRM0225C1H8R1CA03#
				±0.5pF	GRM0225C1H8R1DA03#
			8.2pF	±0.05pF	GRM0225C1H8R2WA03#
				±0.1pF	GRM0225C1H8R2BA03#
				±0.25pF	GRM0225C1H8R2CA03#
				±0.5pF	GRM0225C1H8R2DA03#
			8.3pF	±0.05pF	GRM0225C1H8R3WA03#
				±0.25pF	GRM0225C1H8R3CA03#

T max.	Rated Voltage	TC Code	Cap.	Tol.	Part Number
0.22mm	50Vdc	COG	8.3pF	±0.1pF	GRM0225C1H8R3BA03#
				±0.25pF	GRM0225C1H8R3CA03#
				±0.5pF	GRM0225C1H8R3DA03#
			8.4pF	±0.05pF	GRM0225C1H8R4WA03#
				±0.1pF	GRM0225C1H8R4BA03#
				±0.25pF	GRM0225C1H8R4CA03#
			8.5pF	±0.05pF	GRM0225C1H8R5WA03#
				±0.1pF	GRM0225C1H8R5BA03#
				±0.25pF	GRM0225C1H8R5CA03#
			8.6pF	±0.05pF	GRM0225C1H8R6WA03#
				±0.1pF	GRM0225C1H8R6BA03#
				±0.25pF	GRM0225C1H8R6CA03#
			8.7pF	±0.05pF	GRM0225C1H8R7WA03#
				±0.1pF	GRM0225C1H8R7BA03#
				±0.25pF	GRM0225C1H8R7CA03#
			8.8pF	±0.05pF	GRM0225C1H8R8WA03#
				±0.1pF	GRM0225C1H8R8BA03#
				±0.25pF	GRM0225C1H8R8CA03#
			8.9pF	±0.05pF	GRM0225C1H8R9WA03#
				±0.1pF	GRM0225C1H8R9BA03#
				±0.25pF	GRM0225C1H8R9CA03#
			9.0pF	±0.05pF	GRM0225C1H9R0WA03#
				±0.1pF	GRM0225C1H9R0BA03#
				±0.25pF	GRM0225C1H9R0CA03#
			9.1pF	±0.05pF	GRM0225C1H9R1WA03#
				±0.1pF	GRM0225C1H9R1BA03#
				±0.25pF	GRM0225C1H9R1CA03#
			9.2pF	±0.05pF	GRM0225C1H9R2WA03#
				±0.1pF	GRM0225C1H9R2BA03#
				±0.25pF	GRM0225C1H9R2CA03#
			9.3pF	±0.05pF	GRM0225C1H9R3WA03#
				±0.1pF	GRM0225C1H9R3BA03#
				±0.25pF	GRM0225C1H9R3CA03#
			9.4pF	±0.05pF	GRM0225C1H9R4WA03#
				±0.1pF	GRM0225C1H9R4BA03#
				±0.25pF	GRM0225C1H9R4CA03#
			9.5pF	±0.05pF	GRM0225C1H9R5WA03#
				±0.1pF	GRM0225C1H9R5BA03#
				±0.25pF	GRM0225C1H9R5CA03#
			9.6pF	±0.05pF	GRM0225C1H9R6WA03#
				±0.1pF	GRM0225C1H9R6BA03#
				±0.25pF	GRM0225C1H9R6CA03#

Part number # indicates the package specification code.

GRM Series
 GJM Series
 GMA Series
 GMD Series
 GQM Series
 GR3 Series
 GRJ Series
 LLA Series
 LLL Series
 LLM Series
 LLR Series
 KRM Series
 KR3 Series
 NFM Series
 GCH Series
 ⚠Caution/ Notice

GRM Series Temperature Compensating Type Part Number List

(→ 0.4×0.2mm)

T max.	Rated Voltage	TC Code	Cap.	Tol.	Part Number	T max.	Rated Voltage	TC Code	Cap.	Tol.	Part Number
0.22mm	50Vdc	COG	9.6pF	±0.5pF	GRM0225C1H9R6DA03#	0.22mm	50Vdc	CK	0.50pF	±0.05pF	GRM0224C1HR50WA03#
				±0.05pF	GRM0225C1H9R7WA03#					±0.1pF	GRM0224C1HR50BA03#
				±0.1pF	GRM0225C1H9R7BA03#					±0.05pF	GRM0224C1HR51WA03#
				±0.25pF	GRM0225C1H9R7CA03#					±0.05pF	GRM0224C1HR60WA03#
				±0.5pF	GRM0225C1H9R7DA03#					±0.1pF	GRM0224C1HR60BA03#
			9.8pF	±0.05pF	GRM0225C1H9R8WA03#	0.70pF			±0.05pF	GRM0224C1HR70WA03#	
				±0.1pF	GRM0225C1H9R8BA03#				±0.1pF	GRM0224C1HR70BA03#	
				±0.25pF	GRM0225C1H9R8CA03#				0.80pF	±0.05pF	GRM0224C1HR80WA03#
				±0.5pF	GRM0225C1H9R8DA03#					±0.1pF	GRM0224C1HR80BA03#
			9.9pF	±0.05pF	GRM0225C1H9R9WA03#	0.90pF			±0.05pF	GRM0224C1HR90WA03#	
				±0.1pF	GRM0225C1H9R9BA03#				±0.1pF	GRM0224C1HR90BA03#	
				±0.25pF	GRM0225C1H9R9CA03#	1.0pF			±0.05pF	GRM0224C1H1R0WA03#	
				±0.5pF	GRM0225C1H9R9DA03#				±0.1pF	GRM0224C1H1R0BA03#	
			10pF	±2%	GRM0225C1H100GA03#	1.1pF			±0.05pF	GRM0224C1H1R1WA03#	
				±5%	GRM0225C1H100JA03#				±0.1pF	GRM0224C1H1R1BA03#	
			11pF	±2%	GRM0225C1H110GA03#	1.2pF			±0.1pF	GRM0224C1H1R1CA03#	
				±5%	GRM0225C1H110JA03#				±0.05pF	GRM0224C1H1R2WA03#	
			12pF	±2%	GRM0225C1H120GA03#	1.3pF			±0.1pF	GRM0224C1H1R2BA03#	
				±5%	GRM0225C1H120JA03#				±0.25pF	GRM0224C1H1R2CA03#	
			13pF	±2%	GRM0225C1H130GA03#	1.4pF			±0.05pF	GRM0224C1H1R3WA03#	
				±5%	GRM0225C1H130JA03#				±0.1pF	GRM0224C1H1R3BA03#	
			15pF	±2%	GRM0225C1H150GA03#	1.5pF			±0.1pF	GRM0224C1H1R3CA03#	
				±5%	GRM0225C1H150JA03#				±0.05pF	GRM0224C1H1R4WA03#	
			16pF	±2%	GRM0225C1H160GA03#	1.6pF			±0.1pF	GRM0224C1H1R4BA03#	
				±5%	GRM0225C1H160JA03#				±0.25pF	GRM0224C1H1R4CA03#	
			17pF	±5%	GRM0225C1H170JA02#	1.7pF			±0.05pF	GRM0224C1H1R5WA03#	
			18pF	±5%	GRM0225C1H180JA02#				±0.1pF	GRM0224C1H1R5BA03#	
			19pF	±5%	GRM0225C1H190JA02#	1.8pF			±0.25pF	GRM0224C1H1R5CA03#	
			20pF	±5%	GRM0225C1H200JA02#				±0.05pF	GRM0224C1H1R8WA03#	
			21pF	±5%	GRM0225C1H210JA02#	1.9pF			±0.1pF	GRM0224C1H1R8BA03#	
			22pF	±5%	GRM0225C1H220JA02#				±0.25pF	GRM0224C1H1R8CA03#	
			23pF	±5%	GRM0225C1H230JA02#	2.0pF			±0.05pF	GRM0224C1H2R0WA03#	
			24pF	±5%	GRM0225C1H240JA02#				±0.1pF	GRM0224C1H2R0BA03#	
			27pF	±5%	GRM0225C1H270JA02#	2.1pF			±0.25pF	GRM0224C1H2R0CA03#	
			30pF	±5%	GRM0225C1H300JA02#				±0.05pF	GRM0223C1H2R1WA03#	
			33pF	±5%	GRM0225C1H330JA02#	2.2pF			±0.1pF	GRM0223C1H2R1BA03#	
			36pF	±5%	GRM0225C1H360JA02#				±0.25pF	GRM0223C1H2R1CA03#	
			39pF	±5%	GRM0225C1H390JA02#	2.3pF			±0.05pF	GRM0223C1H2R3WA03#	
			43pF	±5%	GRM0225C1H430JA02#				±0.1pF	GRM0223C1H2R3BA03#	
			47pF	±5%	GRM0225C1H470JA02#	2.4pF			±0.25pF	GRM0223C1H2R3CA03#	
			51pF	±5%	GRM0225C1H510JA02#				±0.05pF	GRM0223C1H2R4WA03#	
			56pF	±5%	GRM0225C1H560JA02#						
			62pF	±5%	GRM0225C1H620JA02#						
			68pF	±5%	GRM0225C1H680JA02#						
			75pF	±5%	GRM0225C1H750JA02#						
			82pF	±5%	GRM0225C1H820JA02#						
			91pF	±5%	GRM0225C1H910JA02#						
			100pF	±5%	GRM0225C1H101JA02#						
			0.20pF	±0.05pF	GRM0224C1HR20WA03#	CK			0.20pF	±0.05pF	GRM0224C1HR20WA03#
										±0.1pF	GRM0224C1HR20BA03#
±0.05pF	GRM0224C1HR30WA03#										
±0.1pF	GRM0224C1HR30BA03#										
±0.05pF	GRM0224C1HR40WA03#										
0.40pF	±0.05pF	GRM0224C1HR40WA03#	CK	0.40pF	±0.05pF	GRM0224C1HR40WA03#					
					±0.1pF	GRM0224C1HR40BA03#					

Part number # indicates the package specification code.

GRM Series Temperature Compensating Type Part Number List

(→ 0.4×0.2mm)

T max.	Rated Voltage	TC Code	Cap.	Tol.	Part Number	T max.	Rated Voltage	TC Code	Cap.	Tol.	Part Number					
0.22mm	50Vdc	CJ	2.4pF	±0.1pF	GRM0223C1H2R4BA03#	0.22mm	50Vdc	CH	4.2pF	±0.1pF	GRM0222C1H4R2BA03#					
				±0.25pF	GRM0223C1H2R4CA03#					±0.25pF	GRM0222C1H4R2CA03#					
			2.5pF	±0.05pF	GRM0223C1H2R5WA03#				4.3pF	±0.05pF	GRM0222C1H4R3WA03#					
				±0.1pF	GRM0223C1H2R5BA03#					±0.1pF	GRM0222C1H4R3BA03#					
				±0.25pF	GRM0223C1H2R5CA03#					±0.25pF	GRM0222C1H4R3CA03#					
			2.6pF	±0.05pF	GRM0223C1H2R6WA03#				4.4pF	±0.05pF	GRM0222C1H4R4WA03#					
				±0.1pF	GRM0223C1H2R6BA03#					±0.1pF	GRM0222C1H4R4BA03#					
				±0.25pF	GRM0223C1H2R6CA03#					±0.25pF	GRM0222C1H4R4CA03#					
			2.7pF	±0.05pF	GRM0223C1H2R7WA03#				4.5pF	±0.05pF	GRM0222C1H4R5WA03#					
				±0.1pF	GRM0223C1H2R7BA03#					±0.1pF	GRM0222C1H4R5BA03#					
				±0.25pF	GRM0223C1H2R7CA03#					±0.25pF	GRM0222C1H4R5CA03#					
			2.8pF	±0.05pF	GRM0223C1H2R8WA03#				4.6pF	±0.05pF	GRM0222C1H4R6WA03#					
				±0.1pF	GRM0223C1H2R8BA03#					±0.1pF	GRM0222C1H4R6BA03#					
				±0.25pF	GRM0223C1H2R8CA03#					±0.25pF	GRM0222C1H4R6CA03#					
			2.9pF	±0.05pF	GRM0223C1H2R9WA03#				4.7pF	±0.05pF	GRM0222C1H4R7WA03#					
				±0.1pF	GRM0223C1H2R9BA03#					±0.1pF	GRM0222C1H4R7BA03#					
				±0.25pF	GRM0223C1H2R9CA03#					±0.25pF	GRM0222C1H4R7CA03#					
			3.0pF	±0.05pF	GRM0223C1H3R0WA03#				4.8pF	±0.05pF	GRM0222C1H4R8WA03#					
				±0.1pF	GRM0223C1H3R0BA03#					±0.1pF	GRM0222C1H4R8BA03#					
				±0.25pF	GRM0223C1H3R0CA03#					±0.25pF	GRM0222C1H4R8CA03#					
			3.1pF	±0.05pF	GRM0223C1H3R1WA03#				4.9pF	±0.05pF	GRM0222C1H4R9WA03#					
				±0.1pF	GRM0223C1H3R1BA03#					±0.1pF	GRM0222C1H4R9BA03#					
				±0.25pF	GRM0223C1H3R1CA03#					±0.25pF	GRM0222C1H4R9CA03#					
			3.2pF	±0.05pF	GRM0223C1H3R2WA03#				5.0pF	±0.05pF	GRM0222C1H5R0WA03#					
				±0.1pF	GRM0223C1H3R2BA03#					±0.1pF	GRM0222C1H5R0BA03#					
				±0.25pF	GRM0223C1H3R2CA03#					±0.25pF	GRM0222C1H5R0CA03#					
			3.3pF	±0.05pF	GRM0223C1H3R3WA03#				5.1pF	±0.05pF	GRM0222C1H5R1WA03#					
				±0.1pF	GRM0223C1H3R3BA03#					±0.1pF	GRM0222C1H5R1BA03#					
				±0.25pF	GRM0223C1H3R3CA03#					±0.25pF	GRM0222C1H5R1CA03#					
			3.4pF	±0.05pF	GRM0223C1H3R4WA03#				5.2pF	±0.05pF	GRM0222C1H5R2WA03#					
				±0.1pF	GRM0223C1H3R4BA03#					±0.1pF	GRM0222C1H5R2BA03#					
				±0.25pF	GRM0223C1H3R4CA03#					±0.25pF	GRM0222C1H5R2CA03#					
			3.5pF	±0.05pF	GRM0223C1H3R5WA03#				5.3pF	±0.05pF	GRM0222C1H5R3WA03#					
				±0.1pF	GRM0223C1H3R5BA03#					±0.1pF	GRM0222C1H5R3BA03#					
				±0.25pF	GRM0223C1H3R5CA03#					±0.25pF	GRM0222C1H5R3CA03#					
			3.6pF	±0.05pF	GRM0223C1H3R6WA03#				5.4pF	±0.05pF	GRM0222C1H5R4WA03#					
				±0.1pF	GRM0223C1H3R6BA03#					±0.1pF	GRM0222C1H5R4BA03#					
				±0.25pF	GRM0223C1H3R6CA03#					±0.25pF	GRM0222C1H5R4CA03#					
			3.7pF	±0.05pF	GRM0223C1H3R7WA03#				5.5pF	±0.05pF	GRM0222C1H5R5WA03#					
				±0.1pF	GRM0223C1H3R7BA03#					±0.1pF	GRM0222C1H5R5BA03#					
				±0.25pF	GRM0223C1H3R7CA03#					±0.25pF	GRM0222C1H5R5CA03#					
			3.8pF	±0.05pF	GRM0223C1H3R8WA03#				5.6pF	±0.05pF	GRM0222C1H5R6WA03#					
				±0.1pF	GRM0223C1H3R8BA03#					±0.1pF	GRM0222C1H5R6BA03#					
				±0.25pF	GRM0223C1H3R8CA03#					±0.25pF	GRM0222C1H5R6CA03#					
			3.9pF	±0.05pF	GRM0223C1H3R9WA03#				5.7pF	±0.05pF	GRM0222C1H5R7WA03#					
				±0.1pF	GRM0223C1H3R9BA03#					±0.1pF	GRM0222C1H5R7BA03#					
				±0.25pF	GRM0223C1H3R9CA03#					±0.25pF	GRM0222C1H5R7CA03#					
			CH	50Vdc	4.0pF				±0.05pF	GRM0222C1H4R0WA03#	0.22mm	50Vdc	CH	4.2pF	±0.05pF	GRM0222C1H5R7DA03#
									±0.1pF	GRM0222C1H4R0BA03#					±0.1pF	GRM0222C1H5R7BA03#
									±0.25pF	GRM0222C1H4R0CA03#					±0.25pF	GRM0222C1H5R7CA03#
		4.1pF			±0.05pF	GRM0222C1H4R1WA03#	5.7pF	±0.05pF	GRM0222C1H5R7WA03#							
					±0.1pF	GRM0222C1H4R1BA03#		±0.1pF	GRM0222C1H5R7BA03#							
					±0.25pF	GRM0222C1H4R1CA03#		±0.25pF	GRM0222C1H5R7CA03#							
		4.2pF			±0.05pF	GRM0222C1H4R2WA03#	5.7pF	±0.05pF	GRM0222C1H5R7DA03#							
					±0.1pF	GRM0222C1H4R2BA03#		±0.1pF	GRM0222C1H5R7BA03#							
					±0.25pF	GRM0222C1H4R2CA03#		±0.25pF	GRM0222C1H5R7CA03#							
					±0.5pF	GRM0222C1H4R2EA03#		±0.5pF	GRM0222C1H5R7EA03#							

Part number # indicates the package specification code.

GRM Series
 GJM Series
 GVA Series
 GMD Series
 GQM Series
 GR3 Series
 GRJ Series
 LLA Series
 LLL Series
 LLM Series
 LLR Series
 KRM Series
 KR3 Series
 NFM Series
 GCH Series
 Caution/Notice

GRM Series Temperature Compensating Type Part Number List

(→ 0.4×0.2mm)

T max.	Rated Voltage	TC Code	Cap.	Tol.	Part Number
0.22mm	50Vdc	CH	5.8pF	±0.05pF	GRM0222C1H5R8WA03#
				±0.1pF	GRM0222C1H5R8BA03#
				±0.25pF	GRM0222C1H5R8CA03#
				±0.5pF	GRM0222C1H5R8DA03#
			5.9pF	±0.05pF	GRM0222C1H5R9WA03#
				±0.1pF	GRM0222C1H5R9BA03#
				±0.25pF	GRM0222C1H5R9CA03#
				±0.5pF	GRM0222C1H5R9DA03#
			6.0pF	±0.05pF	GRM0222C1H6R0WA03#
				±0.1pF	GRM0222C1H6R0BA03#
				±0.25pF	GRM0222C1H6R0CA03#
				±0.5pF	GRM0222C1H6R0DA03#
			6.1pF	±0.05pF	GRM0222C1H6R1WA03#
				±0.1pF	GRM0222C1H6R1BA03#
				±0.25pF	GRM0222C1H6R1CA03#
				±0.5pF	GRM0222C1H6R1DA03#
			6.2pF	±0.05pF	GRM0222C1H6R2WA03#
				±0.1pF	GRM0222C1H6R2BA03#
				±0.25pF	GRM0222C1H6R2CA03#
				±0.5pF	GRM0222C1H6R2DA03#
			6.3pF	±0.05pF	GRM0222C1H6R3WA03#
				±0.1pF	GRM0222C1H6R3BA03#
				±0.25pF	GRM0222C1H6R3CA03#
				±0.5pF	GRM0222C1H6R3DA03#
			6.4pF	±0.05pF	GRM0222C1H6R4WA03#
				±0.1pF	GRM0222C1H6R4BA03#
				±0.25pF	GRM0222C1H6R4CA03#
				±0.5pF	GRM0222C1H6R4DA03#
			6.5pF	±0.05pF	GRM0222C1H6R5WA03#
				±0.1pF	GRM0222C1H6R5BA03#
				±0.25pF	GRM0222C1H6R5CA03#
				±0.5pF	GRM0222C1H6R5DA03#
			6.6pF	±0.05pF	GRM0222C1H6R6WA03#
				±0.1pF	GRM0222C1H6R6BA03#
				±0.25pF	GRM0222C1H6R6CA03#
				±0.5pF	GRM0222C1H6R6DA03#
			6.7pF	±0.05pF	GRM0222C1H6R7WA03#
				±0.1pF	GRM0222C1H6R7BA03#
				±0.25pF	GRM0222C1H6R7CA03#
				±0.5pF	GRM0222C1H6R7DA03#
			6.8pF	±0.05pF	GRM0222C1H6R8WA03#
				±0.1pF	GRM0222C1H6R8BA03#
				±0.25pF	GRM0222C1H6R8CA03#
				±0.5pF	GRM0222C1H6R8DA03#
			6.9pF	±0.05pF	GRM0222C1H6R9WA03#
				±0.1pF	GRM0222C1H6R9BA03#
				±0.25pF	GRM0222C1H6R9CA03#
				±0.5pF	GRM0222C1H6R9DA03#
7.0pF	±0.05pF	GRM0222C1H7R0WA03#			
	±0.1pF	GRM0222C1H7R0BA03#			
	±0.25pF	GRM0222C1H7R0CA03#			
	±0.5pF	GRM0222C1H7R0DA03#			
7.1pF	±0.05pF	GRM0222C1H7R1WA03#			
	±0.1pF	GRM0222C1H7R1BA03#			

T max.	Rated Voltage	TC Code	Cap.	Tol.	Part Number
0.22mm	50Vdc	CH	7.1pF	±0.25pF	GRM0222C1H7R1CA03#
				±0.5pF	GRM0222C1H7R1DA03#
			7.2pF	±0.05pF	GRM0222C1H7R2WA03#
				±0.1pF	GRM0222C1H7R2BA03#
				±0.25pF	GRM0222C1H7R2CA03#
			7.3pF	±0.05pF	GRM0222C1H7R3WA03#
				±0.1pF	GRM0222C1H7R3BA03#
				±0.25pF	GRM0222C1H7R3CA03#
			7.4pF	±0.05pF	GRM0222C1H7R4WA03#
				±0.1pF	GRM0222C1H7R4BA03#
				±0.25pF	GRM0222C1H7R4CA03#
			7.5pF	±0.05pF	GRM0222C1H7R5WA03#
				±0.1pF	GRM0222C1H7R5BA03#
				±0.25pF	GRM0222C1H7R5CA03#
			7.6pF	±0.05pF	GRM0222C1H7R6WA03#
				±0.1pF	GRM0222C1H7R6BA03#
				±0.25pF	GRM0222C1H7R6CA03#
			7.7pF	±0.05pF	GRM0222C1H7R7WA03#
				±0.1pF	GRM0222C1H7R7BA03#
				±0.25pF	GRM0222C1H7R7CA03#
			7.8pF	±0.05pF	GRM0222C1H7R8WA03#
				±0.1pF	GRM0222C1H7R8BA03#
				±0.25pF	GRM0222C1H7R8CA03#
			7.9pF	±0.05pF	GRM0222C1H7R9WA03#
				±0.1pF	GRM0222C1H7R9BA03#
				±0.25pF	GRM0222C1H7R9CA03#
			8.0pF	±0.05pF	GRM0222C1H8R0WA03#
				±0.1pF	GRM0222C1H8R0BA03#
				±0.25pF	GRM0222C1H8R0CA03#
			8.1pF	±0.05pF	GRM0222C1H8R1WA03#
				±0.1pF	GRM0222C1H8R1BA03#
				±0.25pF	GRM0222C1H8R1CA03#
			8.2pF	±0.05pF	GRM0222C1H8R2WA03#
				±0.1pF	GRM0222C1H8R2BA03#
				±0.25pF	GRM0222C1H8R2CA03#
			8.3pF	±0.05pF	GRM0222C1H8R3WA03#
				±0.1pF	GRM0222C1H8R3BA03#
				±0.25pF	GRM0222C1H8R3CA03#
			8.4pF	±0.05pF	GRM0222C1H8R4WA03#
				±0.1pF	GRM0222C1H8R4BA03#
				±0.25pF	GRM0222C1H8R4CA03#

Part number # indicates the package specification code.

GRM Series Temperature Compensating Type Part Number List

(→ 0.4×0.2mm)

T max.	Rated Voltage	TC Code	Cap.	Tol.	Part Number	T max.	Rated Voltage	TC Code	Cap.	Tol.	Part Number		
0.22mm	50Vdc	CH	8.5pF	±0.05pF	GRM0222C1H8R5WA03#	0.22mm	50Vdc	CH	9.8pF	±0.25pF	GRM0222C1H9R8CA03#		
				±0.1pF	GRM0222C1H8R5BA03#					±0.5pF	GRM0222C1H9R8DA03#		
				±0.25pF	GRM0222C1H8R5CA03#					9.9pF	±0.05pF	GRM0222C1H9R9WA03#	
				±0.5pF	GRM0222C1H8R5DA03#						±0.1pF	GRM0222C1H9R9BA03#	
			8.6pF	±0.05pF	GRM0222C1H8R6WA03#				±0.25pF	GRM0222C1H9R9CA03#			
				±0.1pF	GRM0222C1H8R6BA03#				±0.5pF	GRM0222C1H9R9DA03#			
				±0.25pF	GRM0222C1H8R6CA03#				10pF	±2%	GRM0222C1H100GA03#		
				±0.5pF	GRM0222C1H8R6DA03#					±5%	GRM0222C1H100JA03#		
			8.7pF	±0.05pF	GRM0222C1H8R7WA03#				11pF	±2%	GRM0222C1H110GA03#		
				±0.1pF	GRM0222C1H8R7BA03#					±5%	GRM0222C1H110JA03#		
				±0.25pF	GRM0222C1H8R7CA03#				12pF	±2%	GRM0222C1H120GA03#		
				±0.5pF	GRM0222C1H8R7DA03#					±5%	GRM0222C1H120JA03#		
			8.8pF	±0.05pF	GRM0222C1H8R8WA03#				13pF	±2%	GRM0222C1H130GA03#		
				±0.1pF	GRM0222C1H8R8BA03#					±5%	GRM0222C1H130JA03#		
				±0.25pF	GRM0222C1H8R8CA03#				15pF	±2%	GRM0222C1H150GA03#		
				±0.5pF	GRM0222C1H8R8DA03#					±5%	GRM0222C1H150JA03#		
			8.9pF	±0.05pF	GRM0222C1H8R9WA03#				16pF	±2%	GRM0222C1H160GA03#		
				±0.1pF	GRM0222C1H8R9BA03#					±5%	GRM0222C1H160JA03#		
				±0.25pF	GRM0222C1H8R9CA03#				17pF	±5%	GRM0222C1H170JA02#		
				±0.5pF	GRM0222C1H8R9DA03#					18pF	±5%	GRM0222C1H180JA02#	
			9.0pF	±0.05pF	GRM0222C1H9R0WA03#				19pF		±5%	GRM0222C1H190JA02#	
				±0.1pF	GRM0222C1H9R0BA03#					20pF	±5%	GRM0222C1H200JA02#	
				±0.25pF	GRM0222C1H9R0CA03#				21pF		±5%	GRM0222C1H210JA02#	
				±0.5pF	GRM0222C1H9R0DA03#					22pF	±5%	GRM0222C1H220JA02#	
			9.1pF	±0.05pF	GRM0222C1H9R1WA03#				23pF		±5%	GRM0222C1H230JA02#	
				±0.1pF	GRM0222C1H9R1BA03#					24pF	±5%	GRM0222C1H240JA02#	
				±0.25pF	GRM0222C1H9R1CA03#				27pF		±5%	GRM0222C1H270JA02#	
				±0.5pF	GRM0222C1H9R1DA03#					30pF	±5%	GRM0222C1H300JA02#	
			9.2pF	±0.05pF	GRM0222C1H9R2WA03#				33pF		±5%	GRM0222C1H330JA02#	
				±0.1pF	GRM0222C1H9R2BA03#					36pF	±5%	GRM0222C1H360JA02#	
				±0.25pF	GRM0222C1H9R2CA03#				39pF		±5%	GRM0222C1H390JA02#	
				±0.5pF	GRM0222C1H9R2DA03#					43pF	±5%	GRM0222C1H430JA02#	
			9.3pF	±0.05pF	GRM0222C1H9R3WA03#				47pF		±5%	GRM0222C1H470JA02#	
				±0.1pF	GRM0222C1H9R3BA03#					51pF	±5%	GRM0222C1H510JA02#	
				±0.25pF	GRM0222C1H9R3CA03#				56pF		±5%	GRM0222C1H560JA02#	
				±0.5pF	GRM0222C1H9R3DA03#					62pF	±5%	GRM0222C1H620JA02#	
			9.4pF	±0.05pF	GRM0222C1H9R4WA03#				68pF		±5%	GRM0222C1H680JA02#	
				±0.1pF	GRM0222C1H9R4BA03#					75pF	±5%	GRM0222C1H750JA02#	
				±0.25pF	GRM0222C1H9R4CA03#				82pF		±5%	GRM0222C1H820JA02#	
				±0.5pF	GRM0222C1H9R4DA03#					91pF	±5%	GRM0222C1H910JA02#	
			9.5pF	±0.05pF	GRM0222C1H9R5WA03#				100pF		±5%	GRM0222C1H101JA02#	
				±0.1pF	GRM0222C1H9R5BA03#					25Vdc	COG	120pF	±5%
				±0.25pF	GRM0222C1H9R5CA03#				150pF			±5%	GRM0225C1E151JA02#
				±0.5pF	GRM0222C1H9R5DA03#				180pF			±5%	GRM0225C1E181JA02#
			9.6pF	±0.05pF	GRM0222C1H9R6WA03#				220pF			±5%	GRM0225C1E221JA02#
				±0.1pF	GRM0222C1H9R6BA03#				CH	120pF	±5%	GRM0222C1E121JA02#	
				±0.25pF	GRM0222C1H9R6CA03#					150pF	±5%	GRM0222C1E151JA02#	
				±0.5pF	GRM0222C1H9R6DA03#					180pF	±5%	GRM0222C1E181JA02#	
			9.7pF	±0.05pF	GRM0222C1H9R7WA03#					220pF	±5%	GRM0222C1E221JA02#	
				±0.1pF	GRM0222C1H9R7BA03#				16Vdc	COG	120pF	±5%	GRM0225C1C121JA02#
				±0.25pF	GRM0222C1H9R7CA03#						150pF	±5%	GRM0225C1C151JA02#
				±0.5pF	GRM0222C1H9R7DA03#						180pF	±5%	GRM0225C1C181JA02#
			9.8pF	±0.05pF	GRM0222C1H9R8WA03#						220pF	±5%	GRM0225C1C221JA02#
				±0.1pF	GRM0222C1H9R8BA03#				CH	120pF	±5%	GRM0222C1C121JA02#	

Part number # indicates the package specification code.

GRM Series
 GJM Series
 GVA Series
 GMD Series
 GQM Series
 GR3 Series
 GRJ Series
 LLA Series
 LLL Series
 LLM Series
 LLR Series
 KRM Series
 KR3 Series
 NFM Series
 GCH Series
 ⚠Caution/ Notice

GRM Series Temperature Compensating Type Part Number List

(→ 0.4×0.2mm)

T max.	Rated Voltage	TC Code	Cap.	Tol.	Part Number
0.22mm	16Vdc	CH	150pF	±5%	GRM0222C1C151JA02#
			180pF	±5%	GRM0222C1C181JA02#
			220pF	±5%	GRM0222C1C221JA02#

0.6×0.3mm

T max.	Rated Voltage	TC Code	Cap.	Tol.	Part Number
0.33mm	100Vdc	COG	0.10pF	±0.05pF	GRM0335C2AR10WA01#
				±0.1pF	GRM0335C2AR10BA01#
			0.20pF	±0.05pF	GRM0335C2AR20WA01#
				±0.1pF	GRM0335C2AR20BA01#
			0.30pF	±0.05pF	GRM0335C2AR30WA01#
				±0.1pF	GRM0335C2AR30BA01#
			0.40pF	±0.05pF	GRM0335C2AR40WA01#
				±0.1pF	GRM0335C2AR40BA01#
			0.50pF	±0.05pF	GRM0335C2AR50WA01#
				±0.1pF	GRM0335C2AR50BA01#
			0.60pF	±0.05pF	GRM0335C2AR60WA01#
				±0.1pF	GRM0335C2AR60BA01#
			0.70pF	±0.05pF	GRM0335C2AR70WA01#
				±0.1pF	GRM0335C2AR70BA01#
			0.80pF	±0.05pF	GRM0335C2AR80WA01#
				±0.1pF	GRM0335C2AR80BA01#
			0.90pF	±0.05pF	GRM0335C2AR90WA01#
				±0.1pF	GRM0335C2AR90BA01#
			1.0pF	±0.05pF	GRM0335C2A1R0WA01#
				±0.1pF	GRM0335C2A1R0BA01#
				±0.25pF	GRM0335C2A1R0CA01#
			1.1pF	±0.05pF	GRM0335C2A1R1WA01#
				±0.1pF	GRM0335C2A1R1BA01#
				±0.25pF	GRM0335C2A1R1CA01#
			1.2pF	±0.05pF	GRM0335C2A1R2WA01#
				±0.1pF	GRM0335C2A1R2BA01#
				±0.25pF	GRM0335C2A1R2CA01#
			1.3pF	±0.05pF	GRM0335C2A1R3WA01#
				±0.1pF	GRM0335C2A1R3BA01#
				±0.25pF	GRM0335C2A1R3CA01#
			1.4pF	±0.05pF	GRM0335C2A1R4WA01#
				±0.1pF	GRM0335C2A1R4BA01#
				±0.25pF	GRM0335C2A1R4CA01#
			1.5pF	±0.05pF	GRM0335C2A1R5WA01#
				±0.1pF	GRM0335C2A1R5BA01#
				±0.25pF	GRM0335C2A1R5CA01#
			1.6pF	±0.05pF	GRM0335C2A1R6WA01#
				±0.1pF	GRM0335C2A1R6BA01#
				±0.25pF	GRM0335C2A1R6CA01#
			1.7pF	±0.05pF	GRM0335C2A1R7WA01#
				±0.1pF	GRM0335C2A1R7BA01#
				±0.25pF	GRM0335C2A1R7CA01#
			1.8pF	±0.05pF	GRM0335C2A1R8WA01#
				±0.1pF	GRM0335C2A1R8BA01#
				±0.25pF	GRM0335C2A1R8CA01#
			1.9pF	±0.05pF	GRM0335C2A1R9WA01#
				±0.1pF	GRM0335C2A1R9BA01#

T max.	Rated Voltage	TC Code	Cap.	Tol.	Part Number
0.33mm	100Vdc	COG	1.9pF	±0.25pF	GRM0335C2A1R9CA01#
				±0.05pF	GRM0335C2A2R0WA01#
				±0.1pF	GRM0335C2A2R0BA01#
				±0.25pF	GRM0335C2A2R0CA01#
			2.0pF	±0.05pF	GRM0335C2A2R1WA01#
				±0.1pF	GRM0335C2A2R1BA01#
				±0.25pF	GRM0335C2A2R1CA01#
			2.1pF	±0.05pF	GRM0335C2A2R2WA01#
				±0.1pF	GRM0335C2A2R2BA01#
				±0.25pF	GRM0335C2A2R2CA01#
			2.2pF	±0.05pF	GRM0335C2A2R3WA01#
				±0.1pF	GRM0335C2A2R3BA01#
				±0.25pF	GRM0335C2A2R3CA01#
			2.3pF	±0.05pF	GRM0335C2A2R4WA01#
				±0.1pF	GRM0335C2A2R4BA01#
				±0.25pF	GRM0335C2A2R4CA01#
			2.4pF	±0.05pF	GRM0335C2A2R5WA01#
				±0.1pF	GRM0335C2A2R5BA01#
				±0.25pF	GRM0335C2A2R5CA01#
			2.5pF	±0.05pF	GRM0335C2A2R6WA01#
				±0.1pF	GRM0335C2A2R6BA01#
				±0.25pF	GRM0335C2A2R6CA01#
			2.6pF	±0.05pF	GRM0335C2A2R7WA01#
				±0.1pF	GRM0335C2A2R7BA01#
				±0.25pF	GRM0335C2A2R7CA01#
			2.7pF	±0.05pF	GRM0335C2A2R8WA01#
				±0.1pF	GRM0335C2A2R8BA01#
				±0.25pF	GRM0335C2A2R8CA01#
			2.8pF	±0.05pF	GRM0335C2A2R9WA01#
				±0.1pF	GRM0335C2A2R9BA01#
				±0.25pF	GRM0335C2A2R9CA01#
			2.9pF	±0.05pF	GRM0335C2A3R0WA01#
				±0.1pF	GRM0335C2A3R0BA01#
				±0.25pF	GRM0335C2A3R0CA01#
			3.0pF	±0.05pF	GRM0335C2A3R1WA01#
				±0.1pF	GRM0335C2A3R1BA01#
±0.25pF	GRM0335C2A3R1CA01#				
3.1pF	±0.05pF	GRM0335C2A3R2WA01#			
	±0.1pF	GRM0335C2A3R2BA01#			
	±0.25pF	GRM0335C2A3R2CA01#			
3.2pF	±0.05pF	GRM0335C2A3R3WA01#			
	±0.1pF	GRM0335C2A3R3BA01#			
	±0.25pF	GRM0335C2A3R3CA01#			
3.3pF	±0.05pF	GRM0335C2A3R4WA01#			
	±0.1pF	GRM0335C2A3R4BA01#			
	±0.25pF	GRM0335C2A3R4CA01#			
3.4pF	±0.05pF	GRM0335C2A3R5WA01#			
	±0.1pF	GRM0335C2A3R5BA01#			
	±0.25pF	GRM0335C2A3R5CA01#			
3.5pF	±0.05pF	GRM0335C2A3R6WA01#			
	±0.1pF	GRM0335C2A3R6BA01#			
	±0.25pF	GRM0335C2A3R6CA01#			
3.6pF	±0.05pF	GRM0335C2A3R7WA01#			
	±0.1pF	GRM0335C2A3R7BA01#			
	±0.25pF	GRM0335C2A3R7CA01#			
3.7pF	±0.05pF	GRM0335C2A3R8WA01#			
	±0.1pF	GRM0335C2A3R8BA01#			

Part number # indicates the package specification code.

GRM Series Temperature Compensating Type Part Number List

(→ 0.6×0.3mm)

T max.	Rated Voltage	TC Code	Cap.	Tol.	Part Number	T max.	Rated Voltage	TC Code	Cap.	Tol.	Part Number		
0.33mm	100Vdc	COG	3.7pF	±0.25pF	GRM0335C2A3R7CA01#	0.33mm	100Vdc	COG	5.4pF	±0.25pF	GRM0335C2A5R4CA01#		
				±0.05pF	GRM0335C2A3R8WA01#					±0.5pF	GRM0335C2A5R4DA01#		
				±0.1pF	GRM0335C2A3R8BA01#					5.5pF	±0.05pF	GRM0335C2A5R5WA01#	
			±0.25pF	GRM0335C2A3R8CA01#	±0.1pF				GRM0335C2A5R5BA01#				
			3.9pF	±0.05pF	GRM0335C2A3R9WA01#				±0.25pF		GRM0335C2A5R5CA01#		
				±0.1pF	GRM0335C2A3R9BA01#				±0.5pF	GRM0335C2A5R5DA01#			
				±0.25pF	GRM0335C2A3R9CA01#				5.6pF	±0.05pF	GRM0335C2A5R6WA01#		
			4.0pF	±0.05pF	GRM0335C2A4R0WA01#					±0.1pF	GRM0335C2A5R6BA01#		
				±0.1pF	GRM0335C2A4R0BA01#					±0.25pF	GRM0335C2A5R6CA01#		
				±0.25pF	GRM0335C2A4R0CA01#				±0.5pF	GRM0335C2A5R6DA01#			
			4.1pF	±0.05pF	GRM0335C2A4R1WA01#				5.7pF	±0.05pF	GRM0335C2A5R7WA01#		
				±0.1pF	GRM0335C2A4R1BA01#					±0.1pF	GRM0335C2A5R7BA01#		
				±0.25pF	GRM0335C2A4R1CA01#					±0.25pF	GRM0335C2A5R7CA01#		
			4.2pF	±0.05pF	GRM0335C2A4R2WA01#				5.8pF	±0.05pF	GRM0335C2A5R8WA01#		
				±0.1pF	GRM0335C2A4R2BA01#					±0.1pF	GRM0335C2A5R8BA01#		
				±0.25pF	GRM0335C2A4R2CA01#					±0.25pF	GRM0335C2A5R8CA01#		
			4.3pF	±0.05pF	GRM0335C2A4R3WA01#				±0.5pF	GRM0335C2A5R8DA01#	5.9pF	±0.05pF	GRM0335C2A5R9WA01#
				±0.1pF	GRM0335C2A4R3BA01#				±0.1pF	GRM0335C2A5R9BA01#		±0.1pF	GRM0335C2A5R9CA01#
				±0.25pF	GRM0335C2A4R3CA01#				±0.25pF	GRM0335C2A5R9CA01#		±0.5pF	GRM0335C2A5R9DA01#
			4.4pF	±0.05pF	GRM0335C2A4R4WA01#				6.0pF	±0.05pF	GRM0335C2A6R0WA01#		
				±0.1pF	GRM0335C2A4R4BA01#					±0.1pF	GRM0335C2A6R0BA01#	±0.1pF	GRM0335C2A6R0CA01#
				±0.25pF	GRM0335C2A4R4CA01#					±0.25pF	GRM0335C2A6R0CA01#	±0.5pF	GRM0335C2A6R0DA01#
			4.5pF	±0.05pF	GRM0335C2A4R5WA01#				6.1pF	±0.05pF	GRM0335C2A6R1WA01#		
				±0.1pF	GRM0335C2A4R5BA01#					±0.1pF	GRM0335C2A6R1BA01#	±0.1pF	GRM0335C2A6R1CA01#
				±0.25pF	GRM0335C2A4R5CA01#					±0.25pF	GRM0335C2A6R1CA01#	±0.5pF	GRM0335C2A6R1DA01#
			4.6pF	±0.05pF	GRM0335C2A4R6WA01#				6.2pF	±0.05pF	GRM0335C2A6R2WA01#		
				±0.1pF	GRM0335C2A4R6BA01#					±0.1pF	GRM0335C2A6R2BA01#	±0.1pF	GRM0335C2A6R2CA01#
				±0.25pF	GRM0335C2A4R6CA01#					±0.25pF	GRM0335C2A6R2CA01#	±0.5pF	GRM0335C2A6R2DA01#
			4.7pF	±0.05pF	GRM0335C2A4R7WA01#				6.3pF	±0.05pF	GRM0335C2A6R3WA01#		
				±0.1pF	GRM0335C2A4R7BA01#					±0.1pF	GRM0335C2A6R3BA01#	±0.1pF	GRM0335C2A6R3CA01#
				±0.25pF	GRM0335C2A4R7CA01#					±0.25pF	GRM0335C2A6R3CA01#	±0.5pF	GRM0335C2A6R3DA01#
			4.8pF	±0.05pF	GRM0335C2A4R8WA01#				6.4pF	±0.05pF	GRM0335C2A6R4WA01#		
				±0.1pF	GRM0335C2A4R8BA01#					±0.1pF	GRM0335C2A6R4BA01#	±0.1pF	GRM0335C2A6R4CA01#
				±0.25pF	GRM0335C2A4R8CA01#					±0.25pF	GRM0335C2A6R4CA01#	±0.5pF	GRM0335C2A6R4DA01#
			4.9pF	±0.05pF	GRM0335C2A4R9WA01#				6.5pF	±0.05pF	GRM0335C2A6R5WA01#		
				±0.1pF	GRM0335C2A4R9BA01#					±0.1pF	GRM0335C2A6R5BA01#	±0.1pF	GRM0335C2A6R5CA01#
				±0.25pF	GRM0335C2A4R9CA01#					±0.25pF	GRM0335C2A6R5CA01#	±0.5pF	GRM0335C2A6R5DA01#
			5.0pF	±0.05pF	GRM0335C2A5R0WA01#				6.6pF	±0.05pF	GRM0335C2A6R6WA01#		
				±0.1pF	GRM0335C2A5R0BA01#					±0.1pF	GRM0335C2A6R6BA01#	±0.1pF	GRM0335C2A6R6CA01#
				±0.25pF	GRM0335C2A5R0CA01#					±0.25pF	GRM0335C2A6R6CA01#	±0.5pF	GRM0335C2A6R6DA01#
			5.1pF	±0.05pF	GRM0335C2A5R1WA01#				6.7pF	±0.05pF	GRM0335C2A6R7WA01#		
				±0.1pF	GRM0335C2A5R1BA01#					±0.1pF	GRM0335C2A6R7BA01#	±0.1pF	GRM0335C2A6R7CA01#
				±0.25pF	GRM0335C2A5R1CA01#					±0.25pF	GRM0335C2A6R7CA01#	±0.5pF	GRM0335C2A6R7DA01#
			5.2pF	±0.05pF	GRM0335C2A5R2WA01#				5.4pF	±0.05pF	GRM0335C2A5R4WA01#		
				±0.1pF	GRM0335C2A5R2BA01#					±0.1pF	GRM0335C2A5R4BA01#		
				±0.25pF	GRM0335C2A5R2CA01#					±0.25pF	GRM0335C2A5R4CA01#		
			5.3pF	±0.05pF	GRM0335C2A5R3WA01#				5.4pF	±0.05pF	GRM0335C2A5R4WA01#		
				±0.1pF	GRM0335C2A5R3BA01#					±0.1pF	GRM0335C2A5R4BA01#		
				±0.25pF	GRM0335C2A5R3CA01#					±0.25pF	GRM0335C2A5R4CA01#		
			5.4pF	±0.05pF	GRM0335C2A5R4WA01#				5.4pF	±0.05pF	GRM0335C2A5R4WA01#		
				±0.1pF	GRM0335C2A5R4BA01#					±0.1pF	GRM0335C2A5R4BA01#		
				±0.25pF	GRM0335C2A5R4CA01#					±0.25pF	GRM0335C2A5R4CA01#		

Part number # indicates the package specification code.

GRM Series
 GJM Series
 GVA Series
 GMD Series
 GQM Series
 GR3 Series
 GRJ Series
 LLA Series
 LLL Series
 LLM Series
 LLR Series
 KRM Series
 KR3 Series
 NFM Series
 GCH Series
 ⚠Caution/Notice

GRM Series Temperature Compensating Type Part Number List

(→ 0.6×0.3mm)

T max.	Rated Voltage	TC Code	Cap.	Tol.	Part Number
0.33mm	100Vdc	COG	6.8pF	±0.05pF	GRM0335C2A6R8WA01#
				±0.1pF	GRM0335C2A6R8BA01#
				±0.25pF	GRM0335C2A6R8CA01#
				±0.5pF	GRM0335C2A6R8DA01#
			6.9pF	±0.05pF	GRM0335C2A6R9WA01#
				±0.1pF	GRM0335C2A6R9BA01#
				±0.25pF	GRM0335C2A6R9CA01#
				±0.5pF	GRM0335C2A6R9DA01#
			7.0pF	±0.05pF	GRM0335C2A7R0WA01#
				±0.1pF	GRM0335C2A7R0BA01#
				±0.25pF	GRM0335C2A7R0CA01#
				±0.5pF	GRM0335C2A7R0DA01#
			7.1pF	±0.05pF	GRM0335C2A7R1WA01#
				±0.1pF	GRM0335C2A7R1BA01#
				±0.25pF	GRM0335C2A7R1CA01#
				±0.5pF	GRM0335C2A7R1DA01#
			7.2pF	±0.05pF	GRM0335C2A7R2WA01#
				±0.1pF	GRM0335C2A7R2BA01#
				±0.25pF	GRM0335C2A7R2CA01#
				±0.5pF	GRM0335C2A7R2DA01#
			7.3pF	±0.05pF	GRM0335C2A7R3WA01#
				±0.1pF	GRM0335C2A7R3BA01#
				±0.25pF	GRM0335C2A7R3CA01#
				±0.5pF	GRM0335C2A7R3DA01#
			7.4pF	±0.05pF	GRM0335C2A7R4WA01#
				±0.1pF	GRM0335C2A7R4BA01#
				±0.25pF	GRM0335C2A7R4CA01#
				±0.5pF	GRM0335C2A7R4DA01#
			7.5pF	±0.05pF	GRM0335C2A7R5WA01#
				±0.1pF	GRM0335C2A7R5BA01#
				±0.25pF	GRM0335C2A7R5CA01#
				±0.5pF	GRM0335C2A7R5DA01#
			7.6pF	±0.05pF	GRM0335C2A7R6WA01#
				±0.1pF	GRM0335C2A7R6BA01#
				±0.25pF	GRM0335C2A7R6CA01#
				±0.5pF	GRM0335C2A7R6DA01#
			7.7pF	±0.05pF	GRM0335C2A7R7WA01#
				±0.1pF	GRM0335C2A7R7BA01#
				±0.25pF	GRM0335C2A7R7CA01#
				±0.5pF	GRM0335C2A7R7DA01#
			7.8pF	±0.05pF	GRM0335C2A7R8WA01#
				±0.1pF	GRM0335C2A7R8BA01#
				±0.25pF	GRM0335C2A7R8CA01#
				±0.5pF	GRM0335C2A7R8DA01#
			7.9pF	±0.05pF	GRM0335C2A7R9WA01#
				±0.1pF	GRM0335C2A7R9BA01#
				±0.25pF	GRM0335C2A7R9CA01#
				±0.5pF	GRM0335C2A7R9DA01#
8.0pF	±0.05pF	GRM0335C2A8R0WA01#			
	±0.1pF	GRM0335C2A8R0BA01#			
	±0.25pF	GRM0335C2A8R0CA01#			
	±0.5pF	GRM0335C2A8R0DA01#			
8.1pF	±0.05pF	GRM0335C2A8R1WA01#			
	±0.1pF	GRM0335C2A8R1BA01#			

T max.	Rated Voltage	TC Code	Cap.	Tol.	Part Number
0.33mm	100Vdc	COG	8.1pF	±0.25pF	GRM0335C2A8R1CA01#
				±0.5pF	GRM0335C2A8R1DA01#
			8.2pF	±0.05pF	GRM0335C2A8R2WA01#
				±0.1pF	GRM0335C2A8R2BA01#
				±0.25pF	GRM0335C2A8R2CA01#
			8.3pF	±0.05pF	GRM0335C2A8R3WA01#
				±0.1pF	GRM0335C2A8R3BA01#
				±0.25pF	GRM0335C2A8R3CA01#
			8.4pF	±0.05pF	GRM0335C2A8R4WA01#
				±0.1pF	GRM0335C2A8R4BA01#
				±0.25pF	GRM0335C2A8R4CA01#
			8.5pF	±0.05pF	GRM0335C2A8R5WA01#
				±0.1pF	GRM0335C2A8R5BA01#
				±0.25pF	GRM0335C2A8R5CA01#
			8.6pF	±0.05pF	GRM0335C2A8R6WA01#
				±0.1pF	GRM0335C2A8R6BA01#
				±0.25pF	GRM0335C2A8R6CA01#
			8.7pF	±0.05pF	GRM0335C2A8R7WA01#
				±0.1pF	GRM0335C2A8R7BA01#
				±0.25pF	GRM0335C2A8R7CA01#
			8.8pF	±0.05pF	GRM0335C2A8R8WA01#
				±0.1pF	GRM0335C2A8R8BA01#
				±0.25pF	GRM0335C2A8R8CA01#
			8.9pF	±0.05pF	GRM0335C2A8R9WA01#
				±0.1pF	GRM0335C2A8R9BA01#
				±0.25pF	GRM0335C2A8R9CA01#
			9.0pF	±0.05pF	GRM0335C2A9R0WA01#
				±0.1pF	GRM0335C2A9R0BA01#
				±0.25pF	GRM0335C2A9R0CA01#
			9.1pF	±0.05pF	GRM0335C2A9R1WA01#
				±0.1pF	GRM0335C2A9R1BA01#
				±0.25pF	GRM0335C2A9R1CA01#
			9.2pF	±0.05pF	GRM0335C2A9R2WA01#
				±0.1pF	GRM0335C2A9R2BA01#
				±0.25pF	GRM0335C2A9R2CA01#
			9.3pF	±0.05pF	GRM0335C2A9R3WA01#
				±0.1pF	GRM0335C2A9R3BA01#
				±0.25pF	GRM0335C2A9R3CA01#
			9.4pF	±0.05pF	GRM0335C2A9R4WA01#
				±0.1pF	GRM0335C2A9R4BA01#
				±0.25pF	GRM0335C2A9R4CA01#

Part number # indicates the package specification code.

GRM Series Temperature Compensating Type Part Number List

(→ 0.6×0.3mm)

T max.	Rated Voltage	TC Code	Cap.	Tol.	Part Number	T max.	Rated Voltage	TC Code	Cap.	Tol.	Part Number		
0.33mm	100Vdc	COG	9.5pF	±0.05pF	GRM0335C2A9R5WA01#	0.33mm	100Vdc	CK	1.3pF	±0.25pF	GRM0334C2A1R3CA01#		
				±0.1pF	GRM0335C2A9R5BA01#					1.4pF	±0.05pF	GRM0334C2A1R4WA01#	
				±0.25pF	GRM0335C2A9R5CA01#						±0.1pF	GRM0334C2A1R4BA01#	
				±0.5pF	GRM0335C2A9R5DA01#						±0.25pF	GRM0334C2A1R4CA01#	
			9.6pF	±0.05pF	GRM0335C2A9R6WA01#				1.5pF		±0.05pF	GRM0334C2A1R5WA01#	
				±0.1pF	GRM0335C2A9R6BA01#					±0.1pF	GRM0334C2A1R5BA01#		
				±0.25pF	GRM0335C2A9R6CA01#					±0.25pF	GRM0334C2A1R5CA01#		
				±0.5pF	GRM0335C2A9R6DA01#					1.6pF	±0.05pF	GRM0334C2A1R6WA01#	
			±0.1pF	GRM0335C2A9R7BA01#	±0.1pF				GRM0334C2A1R6BA01#				
			±0.25pF	GRM0335C2A9R7CA01#	±0.25pF				GRM0334C2A1R6CA01#				
			±0.5pF	GRM0335C2A9R7DA01#	1.7pF				±0.05pF		GRM0334C2A1R7WA01#		
			±0.1pF	GRM0335C2A9R8BA01#					±0.1pF	GRM0334C2A1R7BA01#			
			±0.25pF	GRM0335C2A9R8CA01#					±0.25pF	GRM0334C2A1R7CA01#			
			±0.5pF	GRM0335C2A9R8DA01#					1.8pF	±0.05pF	GRM0334C2A1R8WA01#		
			±0.1pF	GRM0335C2A9R8BA01#	±0.1pF					GRM0334C2A1R8BA01#			
			±0.25pF	GRM0335C2A9R8CA01#	±0.25pF					GRM0334C2A1R8CA01#			
			±0.5pF	GRM0335C2A9R8DA01#	1.9pF					±0.05pF	GRM0334C2A1R9WA01#		
			±0.1pF	GRM0335C2A9R9BA01#					±0.1pF	GRM0334C2A1R9BA01#			
			±0.25pF	GRM0335C2A9R9CA01#					±0.25pF	GRM0334C2A1R9CA01#			
			±0.5pF	GRM0335C2A9R9DA01#					2.0pF	±0.05pF	GRM0334C2A2R0WA01#		
			±2%	GRM0335C2A100GA01#	±0.1pF					GRM0334C2A2R0BA01#			
			±5%	GRM0335C2A100JA01#	±0.25pF					GRM0334C2A2R0CA01#			
			12pF	±2%	GRM0335C2A120GA01#				2.1pF	±0.05pF	GRM0333C2A2R1WA01#		
				±5%	GRM0335C2A120JA01#					±0.1pF	GRM0333C2A2R1BA01#		
			15pF	±2%	GRM0335C2A150GA01#				±0.25pF	GRM0333C2A2R1CA01#	2.2pF	±0.05pF	GRM0333C2A2R2WA01#
				±5%	GRM0335C2A150JA01#				±0.1pF	GRM0333C2A2R2BA01#			
			0.10pF	±0.05pF	GRM0334C2AR10WA01#				±0.25pF	GRM0333C2A2R2CA01#	2.3pF	±0.05pF	GRM0333C2A2R3WA01#
				±0.1pF	GRM0334C2AR20WA01#				±0.1pF	GRM0333C2A2R3BA01#			
			0.20pF	±0.05pF	GRM0334C2AR20WA01#				±0.1pF	GRM0333C2A2R3CA01#	2.4pF	±0.05pF	GRM0333C2A2R4WA01#
				±0.1pF	GRM0334C2AR30WA01#				±0.25pF	GRM0333C2A2R4CA01#			
			0.30pF	±0.05pF	GRM0334C2AR30WA01#				±0.1pF	GRM0333C2A2R4BA01#	2.5pF	±0.05pF	GRM0333C2A2R5WA01#
				±0.1pF	GRM0334C2AR40WA01#				±0.25pF	GRM0333C2A2R5CA01#			
			0.40pF	±0.05pF	GRM0334C2AR40WA01#				±0.1pF	GRM0333C2A2R5BA01#	2.6pF	±0.05pF	GRM0333C2A2R6WA01#
				±0.1pF	GRM0334C2AR50WA01#				±0.25pF	GRM0333C2A2R6CA01#			
			0.50pF	±0.05pF	GRM0334C2AR50WA01#				±0.1pF	GRM0333C2A2R6BA01#	2.7pF	±0.05pF	GRM0333C2A2R7WA01#
				±0.1pF	GRM0334C2AR60WA01#				±0.25pF	GRM0333C2A2R7CA01#			
			0.60pF	±0.05pF	GRM0334C2AR60WA01#				±0.1pF	GRM0333C2A2R7BA01#	2.8pF	±0.05pF	GRM0333C2A2R8WA01#
				±0.1pF	GRM0334C2AR70WA01#				±0.25pF	GRM0333C2A2R8CA01#			
			0.70pF	±0.05pF	GRM0334C2AR70WA01#				±0.1pF	GRM0333C2A2R8BA01#	2.9pF	±0.05pF	GRM0333C2A2R9WA01#
				±0.1pF	GRM0334C2AR80WA01#				±0.25pF	GRM0333C2A2R9CA01#			
			0.80pF	±0.05pF	GRM0334C2AR80WA01#				±0.1pF	GRM0333C2A2R9BA01#	3.0pF	±0.05pF	GRM0333C2A3R0WA01#
				±0.1pF	GRM0334C2AR90WA01#				±0.25pF	GRM0333C2A3R0CA01#			
			0.90pF	±0.05pF	GRM0334C2AR90WA01#				±0.1pF	GRM0333C2A3R0BA01#	3.1pF	±0.05pF	GRM0333C2A3R1WA01#
				±0.1pF	GRM0334C2AR90BA01#				±0.25pF	GRM0333C2A3R1CA01#			
			1.0pF	±0.05pF	GRM0334C2A1R0WA01#				±0.1pF	GRM0334C2A1R0BA01#	3.1pF	±0.05pF	GRM0333C2A3R1BA01#
				±0.1pF	GRM0334C2A1R0BA01#				±0.25pF	GRM0334C2A1R0CA01#			
				±0.25pF	GRM0334C2A1R0CA01#				1.1pF	±0.05pF		GRM0334C2A1R1WA01#	
			±0.1pF	GRM0334C2A1R1BA01#	±0.1pF					GRM0334C2A1R1BA01#			
		±0.25pF	GRM0334C2A1R1CA01#	±0.25pF	GRM0334C2A1R1CA01#								
		1.2pF	±0.05pF	GRM0334C2A1R2WA01#	±0.1pF			GRM0334C2A1R2BA01#	3.0pF	±0.05pF	GRM0333C2A3R0WA01#		
			±0.1pF	GRM0334C2A1R2BA01#	±0.25pF			GRM0334C2A1R2CA01#					
			±0.25pF	GRM0334C2A1R2CA01#	1.3pF			±0.05pF		GRM0334C2A1R3WA01#			
±0.1pF	GRM0334C2A1R3BA01#	±0.1pF	GRM0334C2A1R3BA01#										
±0.25pF	GRM0334C2A1R3CA01#	±0.1pF	GRM0334C2A1R3CA01#										

Part number # indicates the package specification code.

GRM Series Temperature Compensating Type Part Number List

(→ 0.6×0.3mm)

T max.	Rated Voltage	TC Code	Cap.	Tol.	Part Number	T max.	Rated Voltage	TC Code	Cap.	Tol.	Part Number	
0.33mm	100Vdc	CJ	3.1pF	±0.25pF	GRM0333C2A3R1CA01#	0.33mm	100Vdc	CH	4.9pF	±0.25pF	GRM0332C2A4R9CA01#	
				±0.05pF	GRM0333C2A3R2WA01#					5.0pF	±0.05pF	GRM0332C2A5R0WA01#
				±0.1pF	GRM0333C2A3R2BA01#						±0.1pF	GRM0332C2A5R0BA01#
			±0.25pF	GRM0333C2A3R2CA01#	±0.25pF				GRM0332C2A5R0CA01#			
			3.3pF	±0.05pF	GRM0333C2A3R3WA01#				5.1pF	±0.05pF	GRM0332C2A5R1WA01#	
				±0.1pF	GRM0333C2A3R3BA01#					±0.1pF	GRM0332C2A5R1BA01#	
				±0.25pF	GRM0333C2A3R3CA01#					±0.25pF	GRM0332C2A5R1CA01#	
			3.4pF	±0.05pF	GRM0333C2A3R4WA01#				5.2pF	±0.05pF	GRM0332C2A5R2WA01#	
				±0.1pF	GRM0333C2A3R4BA01#					±0.1pF	GRM0332C2A5R2BA01#	
				±0.25pF	GRM0333C2A3R4CA01#					±0.25pF	GRM0332C2A5R2CA01#	
			3.5pF	±0.05pF	GRM0333C2A3R5WA01#				5.3pF	±0.05pF	GRM0332C2A5R3WA01#	
				±0.1pF	GRM0333C2A3R5BA01#					±0.1pF	GRM0332C2A5R3BA01#	
				±0.25pF	GRM0333C2A3R5CA01#					±0.25pF	GRM0332C2A5R3CA01#	
			3.6pF	±0.05pF	GRM0333C2A3R6WA01#				5.4pF	±0.05pF	GRM0332C2A5R4WA01#	
				±0.1pF	GRM0333C2A3R6BA01#					±0.1pF	GRM0332C2A5R4BA01#	
				±0.25pF	GRM0333C2A3R6CA01#					±0.25pF	GRM0332C2A5R4CA01#	
			3.7pF	±0.05pF	GRM0333C2A3R7WA01#				5.5pF	±0.05pF	GRM0332C2A5R5WA01#	
				±0.1pF	GRM0333C2A3R7BA01#					±0.1pF	GRM0332C2A5R5BA01#	
				±0.25pF	GRM0333C2A3R7CA01#					±0.25pF	GRM0332C2A5R5CA01#	
			3.8pF	±0.05pF	GRM0333C2A3R8WA01#				5.6pF	±0.05pF	GRM0332C2A5R6WA01#	
				±0.1pF	GRM0333C2A3R8BA01#					±0.1pF	GRM0332C2A5R6BA01#	
				±0.25pF	GRM0333C2A3R8CA01#					±0.25pF	GRM0332C2A5R6CA01#	
			3.9pF	±0.05pF	GRM0333C2A3R9WA01#				5.7pF	±0.05pF	GRM0332C2A5R7WA01#	
				±0.1pF	GRM0333C2A3R9BA01#					±0.1pF	GRM0332C2A5R7BA01#	
		±0.25pF		GRM0333C2A3R9CA01#	±0.25pF	GRM0332C2A5R7CA01#						
		4.0pF	±0.05pF	GRM0332C2A4R0WA01#	5.8pF	±0.05pF	GRM0332C2A5R8WA01#					
			±0.1pF	GRM0332C2A4R0BA01#		±0.1pF	GRM0332C2A5R8BA01#					
			±0.25pF	GRM0332C2A4R0CA01#		±0.25pF	GRM0332C2A5R8CA01#					
		4.1pF	±0.05pF	GRM0332C2A4R1WA01#	5.9pF	±0.05pF	GRM0332C2A5R9WA01#					
			±0.1pF	GRM0332C2A4R1BA01#		±0.1pF	GRM0332C2A5R9BA01#					
			±0.25pF	GRM0332C2A4R1CA01#		±0.25pF	GRM0332C2A5R9CA01#					
		4.2pF	±0.05pF	GRM0332C2A4R2WA01#	6.0pF	±0.05pF	GRM0332C2A6R0WA01#					
			±0.1pF	GRM0332C2A4R2BA01#		±0.1pF	GRM0332C2A6R0BA01#					
			±0.25pF	GRM0332C2A4R2CA01#		±0.25pF	GRM0332C2A6R0CA01#					
		4.3pF	±0.05pF	GRM0332C2A4R3WA01#	6.1pF	±0.05pF	GRM0332C2A6R1WA01#					
			±0.1pF	GRM0332C2A4R3BA01#		±0.1pF	GRM0332C2A6R1BA01#					
			±0.25pF	GRM0332C2A4R3CA01#		±0.25pF	GRM0332C2A6R1CA01#					
		4.4pF	±0.05pF	GRM0332C2A4R4WA01#	6.2pF	±0.05pF	GRM0332C2A6R2WA01#					
			±0.1pF	GRM0332C2A4R4BA01#		±0.1pF	GRM0332C2A6R2BA01#					
			±0.25pF	GRM0332C2A4R4CA01#		±0.25pF	GRM0332C2A6R2CA01#					
		4.5pF	±0.05pF	GRM0332C2A4R5WA01#	6.3pF	±0.05pF	GRM0332C2A6R3WA01#					
			±0.1pF	GRM0332C2A4R5BA01#		±0.1pF	GRM0332C2A6R3BA01#					
			±0.25pF	GRM0332C2A4R5CA01#		±0.25pF	GRM0332C2A6R3CA01#					
		4.6pF	±0.05pF	GRM0332C2A4R6WA01#								
			±0.1pF	GRM0332C2A4R6BA01#								
			±0.25pF	GRM0332C2A4R6CA01#								
		4.7pF	±0.05pF	GRM0332C2A4R7WA01#								
			±0.1pF	GRM0332C2A4R7BA01#								
±0.25pF	GRM0332C2A4R7CA01#											
4.8pF	±0.05pF	GRM0332C2A4R8WA01#										
	±0.1pF	GRM0332C2A4R8BA01#										
	±0.25pF	GRM0332C2A4R8CA01#										
4.9pF	±0.05pF	GRM0332C2A4R9WA01#										
	±0.1pF	GRM0332C2A4R9BA01#										

Part number # indicates the package specification code.

GRM Series Temperature Compensating Type Part Number List

(→ 0.6×0.3mm)

T max.	Rated Voltage	TC Code	Cap.	Tol.	Part Number	T max.	Rated Voltage	TC Code	Cap.	Tol.	Part Number
0.33mm	100Vdc	CH	6.3pF	±0.25pF	GRM0332C2A6R3CA01#	0.33mm	100Vdc	CH	7.7pF	±0.05pF	GRM0332C2A7R7WA01#
				±0.5pF	GRM0332C2A6R3DA01#					±0.1pF	GRM0332C2A7R7BA01#
			6.4pF	±0.05pF	GRM0332C2A6R4WA01#	±0.25pF			GRM0332C2A7R7CA01#		
				±0.1pF	GRM0332C2A6R4BA01#	±0.5pF			GRM0332C2A7R7DA01#		
				±0.25pF	GRM0332C2A6R4CA01#	7.8pF			±0.05pF	GRM0332C2A7R8WA01#	
				±0.5pF	GRM0332C2A6R4DA01#				±0.1pF	GRM0332C2A7R8BA01#	
			6.5pF	±0.05pF	GRM0332C2A6R5WA01#				±0.25pF	GRM0332C2A7R8CA01#	
				±0.1pF	GRM0332C2A6R5BA01#	±0.5pF			GRM0332C2A7R8DA01#		
				±0.25pF	GRM0332C2A6R5CA01#	7.9pF			±0.05pF	GRM0332C2A7R9WA01#	
			±0.5pF	GRM0332C2A6R5DA01#	±0.1pF				GRM0332C2A7R9BA01#		
			6.6pF	±0.05pF	GRM0332C2A6R6WA01#				±0.25pF	GRM0332C2A7R9CA01#	
				±0.1pF	GRM0332C2A6R6BA01#	±0.5pF			GRM0332C2A7R9DA01#		
				±0.25pF	GRM0332C2A6R6CA01#	8.0pF			±0.05pF	GRM0332C2A8R0WA01#	
				±0.5pF	GRM0332C2A6R6DA01#				±0.1pF	GRM0332C2A8R0BA01#	
			6.7pF	±0.05pF	GRM0332C2A6R7WA01#				±0.25pF	GRM0332C2A8R0CA01#	
				±0.1pF	GRM0332C2A6R7BA01#	±0.5pF			GRM0332C2A8R0DA01#		
				±0.25pF	GRM0332C2A6R7CA01#	8.1pF			±0.05pF	GRM0332C2A8R1WA01#	
				±0.5pF	GRM0332C2A6R7DA01#				±0.1pF	GRM0332C2A8R1BA01#	
			6.8pF	±0.05pF	GRM0332C2A6R8WA01#				±0.25pF	GRM0332C2A8R1CA01#	
				±0.1pF	GRM0332C2A6R8BA01#	±0.5pF			GRM0332C2A8R1DA01#		
				±0.25pF	GRM0332C2A6R8CA01#	8.2pF			±0.05pF	GRM0332C2A8R2WA01#	
				±0.5pF	GRM0332C2A6R8DA01#				±0.1pF	GRM0332C2A8R2BA01#	
			6.9pF	±0.05pF	GRM0332C2A6R9WA01#				±0.25pF	GRM0332C2A8R2CA01#	
				±0.1pF	GRM0332C2A6R9BA01#	±0.5pF			GRM0332C2A8R2DA01#		
				±0.25pF	GRM0332C2A6R9CA01#	8.3pF			±0.05pF	GRM0332C2A8R3WA01#	
				±0.5pF	GRM0332C2A6R9DA01#				±0.1pF	GRM0332C2A8R3BA01#	
			7.0pF	±0.05pF	GRM0332C2A7R0WA01#				±0.25pF	GRM0332C2A8R3CA01#	
				±0.1pF	GRM0332C2A7R0BA01#	±0.5pF			GRM0332C2A8R3DA01#		
				±0.25pF	GRM0332C2A7R0CA01#	8.4pF			±0.05pF	GRM0332C2A8R4WA01#	
				±0.5pF	GRM0332C2A7R0DA01#				±0.1pF	GRM0332C2A8R4BA01#	
			7.1pF	±0.05pF	GRM0332C2A7R1WA01#				±0.25pF	GRM0332C2A8R4CA01#	
				±0.1pF	GRM0332C2A7R1BA01#	±0.5pF			GRM0332C2A8R4DA01#		
				±0.25pF	GRM0332C2A7R1CA01#	8.5pF			±0.05pF	GRM0332C2A8R5WA01#	
				±0.5pF	GRM0332C2A7R1DA01#				±0.1pF	GRM0332C2A8R5BA01#	
			7.2pF	±0.05pF	GRM0332C2A7R2WA01#				±0.25pF	GRM0332C2A8R5CA01#	
				±0.1pF	GRM0332C2A7R2BA01#	±0.5pF			GRM0332C2A8R5DA01#		
				±0.25pF	GRM0332C2A7R2CA01#	8.6pF			±0.05pF	GRM0332C2A8R6WA01#	
				±0.5pF	GRM0332C2A7R2DA01#				±0.1pF	GRM0332C2A8R6BA01#	
			7.3pF	±0.05pF	GRM0332C2A7R3WA01#				±0.25pF	GRM0332C2A8R6CA01#	
				±0.1pF	GRM0332C2A7R3BA01#	±0.5pF			GRM0332C2A8R6DA01#		
				±0.25pF	GRM0332C2A7R3CA01#	8.7pF			±0.05pF	GRM0332C2A8R7WA01#	
				±0.5pF	GRM0332C2A7R3DA01#				±0.1pF	GRM0332C2A8R7BA01#	
			7.4pF	±0.05pF	GRM0332C2A7R4WA01#				±0.25pF	GRM0332C2A8R7CA01#	
				±0.1pF	GRM0332C2A7R4BA01#	±0.5pF			GRM0332C2A8R7DA01#		
				±0.25pF	GRM0332C2A7R4CA01#	8.8pF			±0.05pF	GRM0332C2A8R8WA01#	
				±0.5pF	GRM0332C2A7R4DA01#				±0.1pF	GRM0332C2A8R8BA01#	
			7.5pF	±0.05pF	GRM0332C2A7R5WA01#				±0.25pF	GRM0332C2A8R8CA01#	
				±0.1pF	GRM0332C2A7R5BA01#	±0.5pF			GRM0332C2A8R8DA01#		
				±0.25pF	GRM0332C2A7R5CA01#	8.9pF			±0.05pF	GRM0332C2A8R9WA01#	
				±0.5pF	GRM0332C2A7R5DA01#				±0.1pF	GRM0332C2A8R9BA01#	
			7.6pF	±0.05pF	GRM0332C2A7R6WA01#				±0.25pF	GRM0332C2A8R9CA01#	
				±0.1pF	GRM0332C2A7R6BA01#	±0.5pF			GRM0332C2A8R9DA01#		
				±0.25pF	GRM0332C2A7R6CA01#	9.0pF			±0.05pF	GRM0332C2A9R0WA01#	
				±0.5pF	GRM0332C2A7R6DA01#				±0.1pF	GRM0332C2A9R0BA01#	

Part number # indicates the package specification code.

GRM Series
 GJM Series
 GVA Series
 GMD Series
 GQM Series
 GR3 Series
 GRJ Series
 LLA Series
 LLL Series
 LLLM Series
 LLR Series
 KRM Series
 KR3 Series
 NFM Series
 GCH Series
 ⚠Caution/ Notice

GRM Series Temperature Compensating Type Part Number List

(→ 0.6×0.3mm)

T max.	Rated Voltage	TC Code	Cap.	Tol.	Part Number	T max.	Rated Voltage	TC Code	Cap.	Tol.	Part Number
0.33mm	100Vdc	CH	9.0pF	±0.25pF	GRM0332C2A9R0CA01#	0.33mm	50Vdc	COG	0.60pF	±0.1pF	GRM0335C1HR60BA01#
				±0.5pF	GRM0332C2A9R0DA01#					±0.05pF	GRM0335C1HR70WA01#
			9.1pF	±0.05pF	GRM0332C2A9R1WA01#				±0.1pF	GRM0335C1HR70BA01#	
				±0.1pF	GRM0332C2A9R1BA01#				0.80pF	±0.05pF	GRM0335C1HR80WA01#
				±0.25pF	GRM0332C2A9R1CA01#					±0.1pF	GRM0335C1HR80BA01#
				±0.5pF	GRM0332C2A9R1DA01#				0.90pF	±0.05pF	GRM0335C1HR90WA01#
			9.2pF	±0.05pF	GRM0332C2A9R2WA01#					±0.1pF	GRM0335C1HR90BA01#
				±0.1pF	GRM0332C2A9R2BA01#				1.0pF	±0.05pF	GRM0335C1H1R0WA01#
				±0.25pF	GRM0332C2A9R2CA01#					±0.1pF	GRM0335C1H1R0BA01#
				±0.5pF	GRM0332C2A9R2DA01#					±0.25pF	GRM0335C1H1R0CA01#
			9.3pF	±0.05pF	GRM0332C2A9R3WA01#				1.1pF	±0.05pF	GRM0335C1H1R1WA01#
				±0.1pF	GRM0332C2A9R3BA01#					±0.1pF	GRM0335C1H1R1BA01#
				±0.25pF	GRM0332C2A9R3CA01#					±0.25pF	GRM0335C1H1R1CA01#
				±0.5pF	GRM0332C2A9R3DA01#				1.2pF	±0.05pF	GRM0335C1H1R2WA01#
			9.4pF	±0.05pF	GRM0332C2A9R4WA01#					±0.1pF	GRM0335C1H1R2BA01#
				±0.1pF	GRM0332C2A9R4BA01#					±0.25pF	GRM0335C1H1R2CA01#
				±0.25pF	GRM0332C2A9R4CA01#				1.3pF	±0.05pF	GRM0335C1H1R3WA01#
			±0.5pF	GRM0332C2A9R4DA01#	±0.1pF					GRM0335C1H1R3BA01#	
			9.5pF	±0.05pF	GRM0332C2A9R5WA01#					±0.25pF	GRM0335C1H1R3CA01#
				±0.1pF	GRM0332C2A9R5BA01#				1.4pF	±0.05pF	GRM0335C1H1R4WA01#
				±0.25pF	GRM0332C2A9R5CA01#					±0.1pF	GRM0335C1H1R4BA01#
			±0.5pF	GRM0332C2A9R5DA01#	±0.25pF					GRM0335C1H1R4CA01#	
			9.6pF	±0.05pF	GRM0332C2A9R6WA01#				1.5pF	±0.05pF	GRM0335C1H1R5WA01#
				±0.1pF	GRM0332C2A9R6BA01#					±0.1pF	GRM0335C1H1R5BA01#
				±0.25pF	GRM0332C2A9R6CA01#					±0.25pF	GRM0335C1H1R5CA01#
				±0.5pF	GRM0332C2A9R6DA01#				1.6pF	±0.05pF	GRM0335C1H1R6WA01#
			9.7pF	±0.05pF	GRM0332C2A9R7WA01#					±0.1pF	GRM0335C1H1R6BA01#
				±0.1pF	GRM0332C2A9R7BA01#					±0.25pF	GRM0335C1H1R6CA01#
				±0.25pF	GRM0332C2A9R7CA01#				1.7pF	±0.05pF	GRM0335C1H1R7WA01#
			±0.5pF	GRM0332C2A9R7DA01#	±0.1pF					GRM0335C1H1R7BA01#	
			9.8pF	±0.05pF	GRM0332C2A9R8WA01#					±0.25pF	GRM0335C1H1R7CA01#
				±0.1pF	GRM0332C2A9R8BA01#				1.8pF	±0.05pF	GRM0335C1H1R8WA01#
				±0.25pF	GRM0332C2A9R8CA01#					±0.1pF	GRM0335C1H1R8BA01#
				±0.5pF	GRM0332C2A9R8DA01#					±0.25pF	GRM0335C1H1R8CA01#
			9.9pF	±0.05pF	GRM0332C2A9R9WA01#				1.9pF	±0.05pF	GRM0335C1H1R9WA01#
				±0.1pF	GRM0332C2A9R9BA01#					±0.1pF	GRM0335C1H1R9BA01#
				±0.25pF	GRM0332C2A9R9CA01#					±0.25pF	GRM0335C1H1R9CA01#
				±0.5pF	GRM0332C2A9R9DA01#				2.0pF	±0.05pF	GRM0335C1H2R0WA01#
			10pF	±2%	GRM0332C2A100GA01#					±0.1pF	GRM0335C1H2R0BA01#
				±5%	GRM0332C2A100JA01#					±0.25pF	GRM0335C1H2R0CA01#
			12pF	±2%	GRM0332C2A120GA01#				2.1pF	±0.05pF	GRM0335C1H2R1WA01#
				±5%	GRM0332C2A120JA01#					±0.1pF	GRM0335C1H2R1BA01#
			15pF	±2%	GRM0332C2A150GA01#					±0.25pF	GRM0335C1H2R1CA01#
				±5%	GRM0332C2A150JA01#				2.2pF	±0.05pF	GRM0335C1H2R2WA01#
			0.10pF	±0.05pF	GRM0335C1HR10WA01#					±0.1pF	GRM0335C1H2R2BA01#
				±0.05pF	GRM0335C1HR20WA01#					±0.25pF	GRM0335C1H2R2CA01#
				±0.1pF	GRM0335C1HR20BA01#				2.3pF	±0.05pF	GRM0335C1H2R3WA01#
			0.30pF	±0.05pF	GRM0335C1HR30WA01#					±0.1pF	GRM0335C1H2R3BA01#
				±0.1pF	GRM0335C1HR30BA01#					±0.25pF	GRM0335C1H2R3CA01#
			0.40pF	±0.05pF	GRM0335C1HR40WA01#				2.4pF	±0.05pF	GRM0335C1H2R4WA01#
				±0.1pF	GRM0335C1HR40BA01#					±0.1pF	GRM0335C1H2R4BA01#
			0.50pF	±0.05pF	GRM0335C1HR50WA01#					±0.25pF	GRM0335C1H2R4CA01#
				±0.1pF	GRM0335C1HR50BA01#				2.5pF	±0.05pF	GRM0335C1H2R5WA01#
			±0.05pF	GRM0335C1HR60WA01#	±0.1pF					GRM0335C1H2R5BA01#	

Part number # indicates the package specification code.

GRM Series Temperature Compensating Type Part Number List

(→ 0.6×0.3mm)

T max.	Rated Voltage	TC Code	Cap.	Tol.	Part Number	T max.	Rated Voltage	TC Code	Cap.	Tol.	Part Number	
0.33mm	50Vdc	COG	2.5pF	±0.25pF	GRM0335C1H2R5CA01#	0.33mm	50Vdc	COG	4.3pF	±0.25pF	GRM0335C1H4R3CA01#	
				±0.05pF	GRM0335C1H2R6WA01#					4.4pF	±0.05pF	GRM0335C1H4R4WA01#
					±0.1pF						GRM0335C1H2R6BA01#	±0.1pF
			±0.25pF		GRM0335C1H2R6CA01#				±0.25pF		GRM0335C1H4R4CA01#	
			2.7pF	±0.05pF	GRM0335C1H2R7WA01#				4.5pF	±0.05pF	GRM0335C1H4R5WA01#	
				±0.1pF	GRM0335C1H2R7BA01#					±0.1pF	GRM0335C1H4R5BA01#	
				±0.25pF	GRM0335C1H2R7CA01#					±0.25pF	GRM0335C1H4R5CA01#	
			2.8pF	±0.05pF	GRM0335C1H2R8WA01#				4.6pF	±0.05pF	GRM0335C1H4R6WA01#	
				±0.1pF	GRM0335C1H2R8BA01#					±0.1pF	GRM0335C1H4R6BA01#	
				±0.25pF	GRM0335C1H2R8CA01#					±0.25pF	GRM0335C1H4R6CA01#	
			2.9pF	±0.05pF	GRM0335C1H2R9WA01#				4.7pF	±0.05pF	GRM0335C1H4R7WA01#	
				±0.1pF	GRM0335C1H2R9BA01#					±0.1pF	GRM0335C1H4R7BA01#	
				±0.25pF	GRM0335C1H2R9CA01#					±0.25pF	GRM0335C1H4R7CA01#	
			3.0pF	±0.05pF	GRM0335C1H3R0WA01#				4.8pF	±0.05pF	GRM0335C1H4R8WA01#	
				±0.1pF	GRM0335C1H3R0BA01#					±0.1pF	GRM0335C1H4R8BA01#	
				±0.25pF	GRM0335C1H3R0CA01#					±0.25pF	GRM0335C1H4R8CA01#	
			3.1pF	±0.05pF	GRM0335C1H3R1WA01#				4.9pF	±0.05pF	GRM0335C1H4R9WA01#	
				±0.1pF	GRM0335C1H3R1BA01#					±0.1pF	GRM0335C1H4R9BA01#	
				±0.25pF	GRM0335C1H3R1CA01#					±0.25pF	GRM0335C1H4R9CA01#	
			3.2pF	±0.05pF	GRM0335C1H3R2WA01#				5.0pF	±0.05pF	GRM0335C1H5R0WA01#	
				±0.1pF	GRM0335C1H3R2BA01#					±0.1pF	GRM0335C1H5R0BA01#	
				±0.25pF	GRM0335C1H3R2CA01#					±0.25pF	GRM0335C1H5R0CA01#	
			3.3pF	±0.05pF	GRM0335C1H3R3WA01#				5.1pF	±0.05pF	GRM0335C1H5R1WA01#	
				±0.1pF	GRM0335C1H3R3BA01#					±0.1pF	GRM0335C1H5R1BA01#	
				±0.25pF	GRM0335C1H3R3CA01#					±0.25pF	GRM0335C1H5R1CA01#	
			3.4pF	±0.05pF	GRM0335C1H3R4WA01#				5.2pF	±0.05pF	GRM0335C1H5R2WA01#	
				±0.1pF	GRM0335C1H3R4BA01#					±0.1pF	GRM0335C1H5R2BA01#	
				±0.25pF	GRM0335C1H3R4CA01#					±0.25pF	GRM0335C1H5R2CA01#	
			3.5pF	±0.05pF	GRM0335C1H3R5WA01#				5.3pF	±0.05pF	GRM0335C1H5R3WA01#	
				±0.1pF	GRM0335C1H3R5BA01#					±0.1pF	GRM0335C1H5R3BA01#	
				±0.25pF	GRM0335C1H3R5CA01#					±0.25pF	GRM0335C1H5R3CA01#	
			3.6pF	±0.05pF	GRM0335C1H3R6WA01#				5.4pF	±0.05pF	GRM0335C1H5R4WA01#	
				±0.1pF	GRM0335C1H3R6BA01#					±0.1pF	GRM0335C1H5R4BA01#	
				±0.25pF	GRM0335C1H3R6CA01#					±0.25pF	GRM0335C1H5R4CA01#	
			3.7pF	±0.05pF	GRM0335C1H3R7WA01#				5.5pF	±0.05pF	GRM0335C1H5R5WA01#	
				±0.1pF	GRM0335C1H3R7BA01#					±0.1pF	GRM0335C1H5R5BA01#	
				±0.25pF	GRM0335C1H3R7CA01#					±0.25pF	GRM0335C1H5R5CA01#	
			3.8pF	±0.05pF	GRM0335C1H3R8WA01#				5.6pF	±0.05pF	GRM0335C1H5R6WA01#	
				±0.1pF	GRM0335C1H3R8BA01#					±0.1pF	GRM0335C1H5R6BA01#	
				±0.25pF	GRM0335C1H3R8CA01#					±0.25pF	GRM0335C1H5R6CA01#	
			3.9pF	±0.05pF	GRM0335C1H3R9WA01#				5.7pF	±0.05pF	GRM0335C1H5R7WA01#	
				±0.1pF	GRM0335C1H3R9BA01#					±0.1pF	GRM0335C1H5R7BA01#	
				±0.25pF	GRM0335C1H3R9CA01#					±0.25pF	GRM0335C1H5R7CA01#	
			4.0pF	±0.05pF	GRM0335C1H4R0WA01#				5.8pF	±0.05pF	GRM0335C1H5R8WA01#	
				±0.1pF	GRM0335C1H4R0BA01#					±0.1pF	GRM0335C1H5R8BA01#	
				±0.25pF	GRM0335C1H4R0CA01#					±0.25pF	GRM0335C1H5R8CA01#	
			4.1pF	±0.05pF	GRM0335C1H4R1WA01#					±0.05pF	GRM0335C1H5R8BA01#	
				±0.1pF	GRM0335C1H4R1BA01#					±0.1pF	GRM0335C1H5R8BA01#	
				±0.25pF	GRM0335C1H4R1CA01#					±0.25pF	GRM0335C1H5R8CA01#	
			4.2pF	±0.05pF	GRM0335C1H4R2WA01#					±0.05pF	GRM0335C1H5R8BA01#	
				±0.1pF	GRM0335C1H4R2BA01#					±0.1pF	GRM0335C1H5R8BA01#	
				±0.25pF	GRM0335C1H4R2CA01#					±0.25pF	GRM0335C1H5R8CA01#	
4.3pF	±0.05pF	GRM0335C1H4R3WA01#		±0.05pF	GRM0335C1H5R8BA01#							
	±0.1pF	GRM0335C1H4R3BA01#		±0.1pF	GRM0335C1H5R8BA01#							

Part number # indicates the package specification code.

GRM Series
 GJM Series
 GMA Series
 GMD Series
 GQM Series
 GR3 Series
 GRJ Series
 LLA Series
 LLL Series
 LLM Series
 LLR Series
 KRM Series
 KR3 Series
 NFM Series
 GCH Series
 ⚠Caution/Notice

GRM Series Temperature Compensating Type Part Number List

(→ 0.6×0.3mm)

T max.	Rated Voltage	TC Code	Cap.	Tol.	Part Number
0.33mm	50Vdc	COG	5.9pF	±0.05pF	GRM0335C1H5R9WA01#
				±0.1pF	GRM0335C1H5R9BA01#
				±0.25pF	GRM0335C1H5R9CA01#
				±0.5pF	GRM0335C1H5R9DA01#
			6.0pF	±0.05pF	GRM0335C1H6R0WA01#
				±0.1pF	GRM0335C1H6R0BA01#
				±0.25pF	GRM0335C1H6R0CA01#
				±0.5pF	GRM0335C1H6R0DA01#
			6.1pF	±0.05pF	GRM0335C1H6R1WA01#
				±0.1pF	GRM0335C1H6R1BA01#
				±0.25pF	GRM0335C1H6R1CA01#
				±0.5pF	GRM0335C1H6R1DA01#
			6.2pF	±0.05pF	GRM0335C1H6R2WA01#
				±0.1pF	GRM0335C1H6R2BA01#
				±0.25pF	GRM0335C1H6R2CA01#
				±0.5pF	GRM0335C1H6R2DA01#
			6.3pF	±0.05pF	GRM0335C1H6R3WA01#
				±0.1pF	GRM0335C1H6R3BA01#
				±0.25pF	GRM0335C1H6R3CA01#
				±0.5pF	GRM0335C1H6R3DA01#
			6.4pF	±0.05pF	GRM0335C1H6R4WA01#
				±0.1pF	GRM0335C1H6R4BA01#
				±0.25pF	GRM0335C1H6R4CA01#
				±0.5pF	GRM0335C1H6R4DA01#
			6.5pF	±0.05pF	GRM0335C1H6R5WA01#
				±0.1pF	GRM0335C1H6R5BA01#
				±0.25pF	GRM0335C1H6R5CA01#
				±0.5pF	GRM0335C1H6R5DA01#
			6.6pF	±0.05pF	GRM0335C1H6R6WA01#
				±0.1pF	GRM0335C1H6R6BA01#
				±0.25pF	GRM0335C1H6R6CA01#
				±0.5pF	GRM0335C1H6R6DA01#
			6.7pF	±0.05pF	GRM0335C1H6R7WA01#
				±0.1pF	GRM0335C1H6R7BA01#
				±0.25pF	GRM0335C1H6R7CA01#
				±0.5pF	GRM0335C1H6R7DA01#
			6.8pF	±0.05pF	GRM0335C1H6R8WA01#
				±0.1pF	GRM0335C1H6R8BA01#
				±0.25pF	GRM0335C1H6R8CA01#
				±0.5pF	GRM0335C1H6R8DA01#
			6.9pF	±0.05pF	GRM0335C1H6R9WA01#
				±0.1pF	GRM0335C1H6R9BA01#
				±0.25pF	GRM0335C1H6R9CA01#
				±0.5pF	GRM0335C1H6R9DA01#
			7.0pF	±0.05pF	GRM0335C1H7R0WA01#
				±0.1pF	GRM0335C1H7R0BA01#
				±0.25pF	GRM0335C1H7R0CA01#
				±0.5pF	GRM0335C1H7R0DA01#
7.1pF	±0.05pF	GRM0335C1H7R1WA01#			
	±0.1pF	GRM0335C1H7R1BA01#			
	±0.25pF	GRM0335C1H7R1CA01#			
	±0.5pF	GRM0335C1H7R1DA01#			
7.2pF	±0.05pF	GRM0335C1H7R2WA01#			
	±0.1pF	GRM0335C1H7R2BA01#			

T max.	Rated Voltage	TC Code	Cap.	Tol.	Part Number
0.33mm	50Vdc	COG	7.2pF	±0.25pF	GRM0335C1H7R2CA01#
				±0.5pF	GRM0335C1H7R2DA01#
			7.3pF	±0.05pF	GRM0335C1H7R3WA01#
				±0.1pF	GRM0335C1H7R3BA01#
				±0.25pF	GRM0335C1H7R3CA01#
				±0.5pF	GRM0335C1H7R3DA01#
			7.4pF	±0.05pF	GRM0335C1H7R4WA01#
				±0.1pF	GRM0335C1H7R4BA01#
				±0.25pF	GRM0335C1H7R4CA01#
				±0.5pF	GRM0335C1H7R4DA01#
			7.5pF	±0.05pF	GRM0335C1H7R5WA01#
				±0.1pF	GRM0335C1H7R5BA01#
				±0.25pF	GRM0335C1H7R5CA01#
				±0.5pF	GRM0335C1H7R5DA01#
			7.6pF	±0.05pF	GRM0335C1H7R6WA01#
				±0.1pF	GRM0335C1H7R6BA01#
				±0.25pF	GRM0335C1H7R6CA01#
				±0.5pF	GRM0335C1H7R6DA01#
			7.7pF	±0.05pF	GRM0335C1H7R7WA01#
				±0.1pF	GRM0335C1H7R7BA01#
				±0.25pF	GRM0335C1H7R7CA01#
				±0.5pF	GRM0335C1H7R7DA01#
			7.8pF	±0.05pF	GRM0335C1H7R8WA01#
				±0.1pF	GRM0335C1H7R8BA01#
				±0.25pF	GRM0335C1H7R8CA01#
				±0.5pF	GRM0335C1H7R8DA01#
			7.9pF	±0.05pF	GRM0335C1H7R9WA01#
				±0.1pF	GRM0335C1H7R9BA01#
				±0.25pF	GRM0335C1H7R9CA01#
				±0.5pF	GRM0335C1H7R9DA01#
			8.0pF	±0.05pF	GRM0335C1H8R0WA01#
				±0.1pF	GRM0335C1H8R0BA01#
				±0.25pF	GRM0335C1H8R0CA01#
				±0.5pF	GRM0335C1H8R0DA01#
			8.1pF	±0.05pF	GRM0335C1H8R1WA01#
				±0.1pF	GRM0335C1H8R1BA01#
				±0.25pF	GRM0335C1H8R1CA01#
				±0.5pF	GRM0335C1H8R1DA01#
			8.2pF	±0.05pF	GRM0335C1H8R2WA01#
				±0.1pF	GRM0335C1H8R2BA01#
				±0.25pF	GRM0335C1H8R2CA01#
				±0.5pF	GRM0335C1H8R2DA01#
			8.3pF	±0.05pF	GRM0335C1H8R3WA01#
				±0.1pF	GRM0335C1H8R3BA01#
				±0.25pF	GRM0335C1H8R3CA01#
				±0.5pF	GRM0335C1H8R3DA01#
			8.4pF	±0.05pF	GRM0335C1H8R4WA01#
				±0.1pF	GRM0335C1H8R4BA01#
±0.25pF	GRM0335C1H8R4CA01#				
±0.5pF	GRM0335C1H8R4DA01#				
8.5pF	±0.05pF	GRM0335C1H8R5WA01#			
	±0.1pF	GRM0335C1H8R5BA01#			
	±0.25pF	GRM0335C1H8R5CA01#			
	±0.5pF	GRM0335C1H8R5DA01#			

Part number # indicates the package specification code.



GRM Series Temperature Compensating Type Part Number List

(→ 0.6×0.3mm)

T max.	Rated Voltage	TC Code	Cap.	Tol.	Part Number	T max.	Rated Voltage	TC Code	Cap.	Tol.	Part Number	
0.33mm	50Vdc	COG	8.6pF	±0.05pF	GRM0335C1H8R6WA01#	0.33mm	50Vdc	COG	9.9pF	±0.25pF	GRM0335C1H9R9CA01#	
				±0.1pF	GRM0335C1H8R6BA01#					±0.5pF	GRM0335C1H9R9DA01#	
				±0.25pF	GRM0335C1H8R6CA01#					10pF	±2%	GRM0335C1H100GA01#
				±0.5pF	GRM0335C1H8R6DA01#					±5%	GRM0335C1H100JA01#	
			8.7pF	±0.05pF	GRM0335C1H8R7WA01#				12pF	±2%	GRM0335C1H120GA01#	
				±0.1pF	GRM0335C1H8R7BA01#					±5%	GRM0335C1H120JA01#	
				±0.25pF	GRM0335C1H8R7CA01#					15pF	±2%	GRM0335C1H150GA01#
				±0.5pF	GRM0335C1H8R7DA01#						±5%	GRM0335C1H150JA01#
			8.8pF	±0.05pF	GRM0335C1H8R8WA01#				18pF	±2%	GRM0335C1H180GA01#	
				±0.1pF	GRM0335C1H8R8BA01#					±5%	GRM0335C1H180JA01#	
				±0.25pF	GRM0335C1H8R8CA01#				22pF	±2%	GRM0335C1H220GA01#	
				±0.5pF	GRM0335C1H8R8DA01#					±5%	GRM0335C1H220JA01#	
			8.9pF	±0.05pF	GRM0335C1H8R9WA01#				27pF	±2%	GRM0335C1H270GA01#	
				±0.1pF	GRM0335C1H8R9BA01#					±5%	GRM0335C1H270JA01#	
				±0.25pF	GRM0335C1H8R9CA01#				33pF	±2%	GRM0335C1H330GA01#	
				±0.5pF	GRM0335C1H8R9DA01#					±5%	GRM0335C1H330JA01#	
			9.0pF	±0.05pF	GRM0335C1H9R0WA01#				39pF	±2%	GRM0335C1H390GA01#	
				±0.1pF	GRM0335C1H9R0BA01#					±5%	GRM0335C1H390JA01#	
				±0.25pF	GRM0335C1H9R0CA01#				47pF	±2%	GRM0335C1H470GA01#	
				±0.5pF	GRM0335C1H9R0DA01#					±5%	GRM0335C1H470JA01#	
			9.1pF	±0.05pF	GRM0335C1H9R1WA01#				56pF	±2%	GRM0335C1H560GA01#	
				±0.1pF	GRM0335C1H9R1BA01#					±5%	GRM0335C1H560JA01#	
				±0.25pF	GRM0335C1H9R1CA01#				68pF	±2%	GRM0335C1H680GA01#	
				±0.5pF	GRM0335C1H9R1DA01#					±5%	GRM0335C1H680JA01#	
			9.2pF	±0.05pF	GRM0335C1H9R2WA01#				82pF	±2%	GRM0335C1H820GA01#	
				±0.1pF	GRM0335C1H9R2BA01#					±5%	GRM0335C1H820JA01#	
				±0.25pF	GRM0335C1H9R2CA01#				100pF	±2%	GRM0335C1H101GA01#	
				±0.5pF	GRM0335C1H9R2DA01#					±5%	GRM0335C1H101JA01#	
			9.3pF	±0.05pF	GRM0335C1H9R3WA01#				120pF	±2%	GRM0335C1H121GA01#	
				±0.1pF	GRM0335C1H9R3BA01#					±5%	GRM0335C1H121JA01#	
				±0.25pF	GRM0335C1H9R3CA01#				150pF	±2%	GRM0335C1H151GA01#	
				±0.5pF	GRM0335C1H9R3DA01#					±5%	GRM0335C1H151JA01#	
			9.4pF	±0.05pF	GRM0335C1H9R4WA01#				180pF	±2%	GRM0335C1H181GA01#	
				±0.1pF	GRM0335C1H9R4BA01#					±5%	GRM0335C1H181JA01#	
				±0.25pF	GRM0335C1H9R4CA01#				220pF	±2%	GRM0335C1H221GA01#	
				±0.5pF	GRM0335C1H9R4DA01#					±5%	GRM0335C1H221JA01#	
			9.5pF	±0.05pF	GRM0335C1H9R5WA01#				CK	±0.05pF	GRM0334C1HR10WA01#	
				±0.1pF	GRM0335C1H9R5BA01#					±0.05pF	GRM0334C1HR20WA01#	
				±0.25pF	GRM0335C1H9R5CA01#					±0.1pF	GRM0334C1HR20BA01#	
				±0.5pF	GRM0335C1H9R5DA01#					±0.05pF	GRM0334C1HR30WA01#	
			9.6pF	±0.05pF	GRM0335C1H9R6WA01#					±0.1pF	GRM0334C1HR30BA01#	
				±0.1pF	GRM0335C1H9R6BA01#					±0.05pF	GRM0334C1HR40WA01#	
				±0.25pF	GRM0335C1H9R6CA01#					±0.1pF	GRM0334C1HR40BA01#	
				±0.5pF	GRM0335C1H9R6DA01#					±0.05pF	GRM0334C1HR50WA01#	
			9.7pF	±0.05pF	GRM0335C1H9R7WA01#					±0.1pF	GRM0334C1HR50BA01#	
				±0.1pF	GRM0335C1H9R7BA01#					±0.05pF	GRM0334C1HR60WA01#	
				±0.25pF	GRM0335C1H9R7CA01#					±0.1pF	GRM0334C1HR60BA01#	
				±0.5pF	GRM0335C1H9R7DA01#					±0.05pF	GRM0334C1HR70WA01#	
			9.8pF	±0.05pF	GRM0335C1H9R8WA01#					±0.1pF	GRM0334C1HR70BA01#	
				±0.1pF	GRM0335C1H9R8BA01#					±0.05pF	GRM0334C1HR80WA01#	
				±0.25pF	GRM0335C1H9R8CA01#					±0.1pF	GRM0334C1HR80BA01#	
				±0.5pF	GRM0335C1H9R8DA01#					±0.05pF	GRM0334C1HR90WA01#	
			9.9pF	±0.05pF	GRM0335C1H9R9WA01#					±0.1pF	GRM0334C1HR90BA01#	
				±0.1pF	GRM0335C1H9R9BA01#					±0.05pF	GRM0334C1H1R0WA01#	

Part number # indicates the package specification code.

GRM Series
 GJM Series
 GVA Series
 GMD Series
 GQM Series
 GR3 Series
 GRJ Series
 LLA Series
 LLL Series
 LLM Series
 LLR Series
 KRM Series
 KR3 Series
 NFM Series
 GCH Series
 ⚠Caution/Notice

GRM Series Temperature Compensating Type Part Number List

(→ 0.6×0.3mm)

T max.	Rated Voltage	TC Code	Cap.	Tol.	Part Number	T max.	Rated Voltage	TC Code	Cap.	Tol.	Part Number
0.33mm	50Vdc	CK	1.0pF	±0.1pF	GRM0334C1H1R0BA01#	0.33mm	50Vdc	CJ	2.8pF	±0.1pF	GRM0333C1H2R8BA01#
				±0.25pF	GRM0334C1H1R0CA01#					±0.25pF	GRM0333C1H2R8CA01#
				1.1pF	±0.05pF					GRM0334C1H1R1WA01#	2.9pF
			±0.1pF		GRM0334C1H1R1BA01#				±0.1pF	GRM0333C1H2R9BA01#	
			±0.25pF		GRM0334C1H1R1CA01#				±0.25pF	GRM0333C1H2R9CA01#	
			1.2pF	±0.05pF	GRM0334C1H1R2WA01#				3.0pF	±0.05pF	GRM0333C1H3R0WA01#
				±0.1pF	GRM0334C1H1R2BA01#					±0.1pF	GRM0333C1H3R0BA01#
				±0.25pF	GRM0334C1H1R2CA01#					±0.25pF	GRM0333C1H3R0CA01#
			1.3pF	±0.05pF	GRM0334C1H1R3WA01#				3.1pF	±0.05pF	GRM0333C1H3R1WA01#
				±0.1pF	GRM0334C1H1R3BA01#					±0.1pF	GRM0333C1H3R1BA01#
				±0.25pF	GRM0334C1H1R3CA01#					±0.25pF	GRM0333C1H3R1CA01#
			1.4pF	±0.05pF	GRM0334C1H1R4WA01#				3.2pF	±0.05pF	GRM0333C1H3R2WA01#
				±0.1pF	GRM0334C1H1R4BA01#					±0.1pF	GRM0333C1H3R2BA01#
				±0.25pF	GRM0334C1H1R4CA01#					±0.25pF	GRM0333C1H3R2CA01#
			1.5pF	±0.05pF	GRM0334C1H1R5WA01#				3.3pF	±0.05pF	GRM0333C1H3R3WA01#
				±0.1pF	GRM0334C1H1R5BA01#					±0.1pF	GRM0333C1H3R3BA01#
				±0.25pF	GRM0334C1H1R5CA01#					±0.25pF	GRM0333C1H3R3CA01#
			1.6pF	±0.05pF	GRM0334C1H1R6WA01#				3.4pF	±0.05pF	GRM0333C1H3R4WA01#
				±0.1pF	GRM0334C1H1R6BA01#					±0.1pF	GRM0333C1H3R4BA01#
				±0.25pF	GRM0334C1H1R6CA01#					±0.25pF	GRM0333C1H3R4CA01#
			1.7pF	±0.05pF	GRM0334C1H1R7WA01#				3.5pF	±0.05pF	GRM0333C1H3R5WA01#
				±0.1pF	GRM0334C1H1R7BA01#					±0.1pF	GRM0333C1H3R5BA01#
				±0.25pF	GRM0334C1H1R7CA01#					±0.25pF	GRM0333C1H3R5CA01#
			1.8pF	±0.05pF	GRM0334C1H1R8WA01#				3.6pF	±0.05pF	GRM0333C1H3R6WA01#
		±0.1pF		GRM0334C1H1R8BA01#	±0.1pF	GRM0333C1H3R6BA01#					
		±0.25pF		GRM0334C1H1R8CA01#	±0.25pF	GRM0333C1H3R6CA01#					
		1.9pF	±0.05pF	GRM0334C1H1R9WA01#	3.7pF	±0.05pF	GRM0333C1H3R7WA01#				
			±0.1pF	GRM0334C1H1R9BA01#		±0.1pF	GRM0333C1H3R7BA01#				
			±0.25pF	GRM0334C1H1R9CA01#		±0.25pF	GRM0333C1H3R7CA01#				
		2.0pF	±0.05pF	GRM0334C1H2R0WA01#	3.8pF	±0.05pF	GRM0333C1H3R8WA01#				
			±0.1pF	GRM0334C1H2R0BA01#		±0.1pF	GRM0333C1H3R8BA01#				
			±0.25pF	GRM0334C1H2R0CA01#		±0.25pF	GRM0333C1H3R8CA01#				
		2.1pF	±0.05pF	GRM0333C1H2R1WA01#	3.9pF	±0.05pF	GRM0333C1H3R9WA01#				
				GRM0333C1H2R1BA01#			GRM0333C1H3R9BA01#				
				GRM0333C1H2R1CA01#			GRM0333C1H3R9CA01#				
		2.2pF	±0.05pF	GRM0333C1H2R2WA01#	CH	4.0pF	±0.05pF	GRM0332C1H4R0WA01#			
				GRM0333C1H2R2BA01#			±0.1pF	GRM0332C1H4R0BA01#			
				GRM0333C1H2R2CA01#			±0.25pF	GRM0332C1H4R0CA01#			
		2.3pF	±0.05pF	GRM0333C1H2R3WA01#	4.1pF	±0.05pF	GRM0332C1H4R1WA01#				
				GRM0333C1H2R3BA01#			±0.1pF	GRM0332C1H4R1BA01#			
				GRM0333C1H2R3CA01#			±0.25pF	GRM0332C1H4R1CA01#			
		2.4pF	±0.05pF	GRM0333C1H2R4WA01#	4.2pF	±0.05pF	GRM0332C1H4R2WA01#				
				GRM0333C1H2R4BA01#			±0.1pF	GRM0332C1H4R2BA01#			
				GRM0333C1H2R4CA01#			±0.25pF	GRM0332C1H4R2CA01#			
		2.5pF	±0.05pF	GRM0333C1H2R5WA01#	4.3pF	±0.05pF	GRM0332C1H4R3WA01#				
				GRM0333C1H2R5BA01#			±0.1pF	GRM0332C1H4R3BA01#			
				GRM0333C1H2R5CA01#			±0.25pF	GRM0332C1H4R3CA01#			
		2.6pF	±0.05pF	GRM0333C1H2R6WA01#	4.4pF	±0.05pF	GRM0332C1H4R4WA01#				
GRM0333C1H2R6BA01#	±0.1pF			GRM0332C1H4R4BA01#							
GRM0333C1H2R6CA01#	±0.25pF			GRM0332C1H4R4CA01#							
2.7pF	±0.05pF	GRM0333C1H2R7WA01#	4.5pF	±0.05pF	GRM0332C1H4R5WA01#						
		GRM0333C1H2R7BA01#			±0.1pF	GRM0332C1H4R5BA01#					
		GRM0333C1H2R7CA01#			±0.25pF	GRM0332C1H4R5CA01#					
2.8pF	±0.05pF	GRM0333C1H2R8WA01#	4.6pF	±0.05pF	GRM0332C1H4R6WA01#						

Part number # indicates the package specification code.

GRM Series Temperature Compensating Type Part Number List

(→ 0.6×0.3mm)

T max.	Rated Voltage	TC Code	Cap.	Tol.	Part Number	T max.	Rated Voltage	TC Code	Cap.	Tol.	Part Number
0.33mm	50Vdc	CH	4.6pF	±0.1pF	GRM0332C1H4R6BA01#	0.33mm	50Vdc	CH	6.1pF	±0.05pF	GRM0332C1H6R1WA01#
				±0.25pF	GRM0332C1H4R6CA01#					±0.1pF	GRM0332C1H6R1BA01#
			4.7pF	±0.05pF	GRM0332C1H4R7WA01#	±0.25pF			GRM0332C1H6R1CA01#		
				±0.1pF	GRM0332C1H4R7BA01#	±0.5pF			GRM0332C1H6R1DA01#		
				±0.25pF	GRM0332C1H4R7CA01#	6.2pF			±0.05pF	GRM0332C1H6R2WA01#	
			4.8pF	±0.05pF	GRM0332C1H4R8WA01#				±0.1pF	GRM0332C1H6R2BA01#	
				±0.1pF	GRM0332C1H4R8BA01#				±0.25pF	GRM0332C1H6R2CA01#	
			4.9pF	±0.25pF	GRM0332C1H4R8CA01#	±0.5pF			GRM0332C1H6R2DA01#		
				±0.05pF	GRM0332C1H4R9WA01#	6.3pF			±0.05pF	GRM0332C1H6R3WA01#	
				±0.1pF	GRM0332C1H4R9BA01#				±0.1pF	GRM0332C1H6R3BA01#	
			±0.25pF	GRM0332C1H4R9CA01#	±0.25pF				GRM0332C1H6R3CA01#		
			5.0pF	±0.05pF	GRM0332C1H5R0WA01#	±0.5pF			GRM0332C1H6R3DA01#		
				±0.1pF	GRM0332C1H5R0BA01#	6.4pF			±0.05pF	GRM0332C1H6R4WA01#	
				±0.25pF	GRM0332C1H5R0CA01#				±0.1pF	GRM0332C1H6R4BA01#	
			5.1pF	±0.05pF	GRM0332C1H5R1WA01#				±0.25pF	GRM0332C1H6R4CA01#	
				±0.1pF	GRM0332C1H5R1BA01#	±0.5pF			GRM0332C1H6R4DA01#		
			5.2pF	±0.25pF	GRM0332C1H5R1CA01#	6.5pF			±0.05pF	GRM0332C1H6R5WA01#	
				±0.5pF	GRM0332C1H5R1DA01#				±0.1pF	GRM0332C1H6R5BA01#	
				±0.05pF	GRM0332C1H5R2WA01#				±0.25pF	GRM0332C1H6R5CA01#	
			5.3pF	±0.1pF	GRM0332C1H5R2BA01#	±0.5pF			GRM0332C1H6R5DA01#		
				±0.25pF	GRM0332C1H5R2CA01#	6.6pF			±0.05pF	GRM0332C1H6R6WA01#	
				±0.5pF	GRM0332C1H5R2DA01#				±0.1pF	GRM0332C1H6R6BA01#	
			5.4pF	±0.05pF	GRM0332C1H5R3WA01#				±0.25pF	GRM0332C1H6R6CA01#	
				±0.1pF	GRM0332C1H5R3BA01#	±0.5pF			GRM0332C1H6R6DA01#		
				±0.25pF	GRM0332C1H5R3CA01#	6.7pF			±0.05pF	GRM0332C1H6R7WA01#	
			±0.5pF	GRM0332C1H5R3DA01#	±0.1pF				GRM0332C1H6R7BA01#		
			5.5pF	±0.05pF	GRM0332C1H5R4WA01#				±0.25pF	GRM0332C1H6R7CA01#	
				±0.1pF	GRM0332C1H5R4BA01#	±0.5pF			GRM0332C1H6R7DA01#		
				±0.25pF	GRM0332C1H5R4CA01#	6.8pF			±0.05pF	GRM0332C1H6R8WA01#	
			±0.5pF	GRM0332C1H5R4DA01#	±0.1pF				GRM0332C1H6R8BA01#		
			5.6pF	±0.05pF	GRM0332C1H5R5WA01#				±0.25pF	GRM0332C1H6R8CA01#	
				±0.1pF	GRM0332C1H5R5BA01#	±0.5pF			GRM0332C1H6R8DA01#		
				±0.25pF	GRM0332C1H5R5CA01#	6.9pF			±0.05pF	GRM0332C1H6R9WA01#	
			±0.5pF	GRM0332C1H5R5DA01#	±0.1pF				GRM0332C1H6R9BA01#		
			5.7pF	±0.05pF	GRM0332C1H5R6WA01#				±0.25pF	GRM0332C1H6R9CA01#	
				±0.1pF	GRM0332C1H5R6BA01#	±0.5pF			GRM0332C1H6R9DA01#		
				±0.25pF	GRM0332C1H5R6CA01#	7.0pF			±0.05pF	GRM0332C1H7R0WA01#	
			±0.5pF	GRM0332C1H5R6DA01#	±0.1pF				GRM0332C1H7R0BA01#		
			5.8pF	±0.05pF	GRM0332C1H5R7WA01#				±0.25pF	GRM0332C1H7R0CA01#	
				±0.1pF	GRM0332C1H5R7BA01#	±0.5pF			GRM0332C1H7R0DA01#		
				±0.25pF	GRM0332C1H5R7CA01#	7.1pF			±0.05pF	GRM0332C1H7R1WA01#	
			±0.5pF	GRM0332C1H5R7DA01#	±0.1pF				GRM0332C1H7R1BA01#		
			5.9pF	±0.05pF	GRM0332C1H5R8WA01#				±0.25pF	GRM0332C1H7R1CA01#	
				±0.1pF	GRM0332C1H5R8BA01#	±0.5pF			GRM0332C1H7R1DA01#		
				±0.25pF	GRM0332C1H5R8CA01#	7.2pF			±0.05pF	GRM0332C1H7R2WA01#	
			±0.5pF	GRM0332C1H5R8DA01#	±0.1pF				GRM0332C1H7R2BA01#		
			6.0pF	±0.05pF	GRM0332C1H5R9WA01#				±0.25pF	GRM0332C1H7R2CA01#	
				±0.1pF	GRM0332C1H5R9BA01#	±0.5pF			GRM0332C1H7R2DA01#		
				±0.25pF	GRM0332C1H5R9CA01#	7.3pF			±0.05pF	GRM0332C1H7R3WA01#	
			±0.5pF	GRM0332C1H5R9DA01#	±0.1pF				GRM0332C1H7R3BA01#		
			6.0pF	±0.05pF	GRM0332C1H6R0WA01#				±0.25pF	GRM0332C1H7R3CA01#	
				±0.1pF	GRM0332C1H6R0BA01#	±0.5pF			GRM0332C1H7R3DA01#		
				±0.25pF	GRM0332C1H6R0CA01#	7.4pF			±0.05pF	GRM0332C1H7R4WA01#	
			±0.5pF	GRM0332C1H6R0DA01#	±0.1pF				GRM0332C1H7R4BA01#		

Part number # indicates the package specification code.

GRM Series
 GJM Series
 GMA Series
 GMD Series
 GQM Series
 GR3 Series
 GRJ Series
 LLA Series
 LLL Series
 LLL Series
 LLM Series
 LLL Series
 LLR Series
 KRM Series
 KR3 Series
 NFM Series
 GCH Series
 ⚠Caution/ Notice

GRM Series Temperature Compensating Type Part Number List

(→ 0.6×0.3mm)

T max.	Rated Voltage	TC Code	Cap.	Tol.	Part Number	T max.	Rated Voltage	TC Code	Cap.	Tol.	Part Number
0.33mm	50Vdc	CH	7.4pF	±0.25pF	GRM0332C1H7R4CA01#	0.33mm	50Vdc	CH	8.8pF	±0.05pF	GRM0332C1H8R8WA01#
				±0.5pF	GRM0332C1H7R4DA01#					±0.1pF	GRM0332C1H8R8BA01#
			7.5pF	±0.05pF	GRM0332C1H7R5WA01#				±0.25pF	GRM0332C1H8R8CA01#	
				±0.1pF	GRM0332C1H7R5BA01#				±0.5pF	GRM0332C1H8R8DA01#	
				±0.25pF	GRM0332C1H7R5CA01#				8.9pF	±0.05pF	GRM0332C1H8R9WA01#
				±0.5pF	GRM0332C1H7R5DA01#					±0.1pF	GRM0332C1H8R9BA01#
			7.6pF	±0.05pF	GRM0332C1H7R6WA01#					±0.25pF	GRM0332C1H8R9CA01#
				±0.1pF	GRM0332C1H7R6BA01#				±0.5pF	GRM0332C1H8R9DA01#	
				±0.25pF	GRM0332C1H7R6CA01#				9.0pF	±0.05pF	GRM0332C1H9R0WA01#
			±0.5pF	GRM0332C1H7R6DA01#	±0.1pF					GRM0332C1H9R0BA01#	
			7.7pF	±0.05pF	GRM0332C1H7R7WA01#					±0.25pF	GRM0332C1H9R0CA01#
				±0.1pF	GRM0332C1H7R7BA01#				±0.5pF	GRM0332C1H9R0DA01#	
				±0.25pF	GRM0332C1H7R7CA01#				9.1pF	±0.05pF	GRM0332C1H9R1WA01#
				±0.5pF	GRM0332C1H7R7DA01#					±0.1pF	GRM0332C1H9R1BA01#
			7.8pF	±0.05pF	GRM0332C1H7R8WA01#					±0.25pF	GRM0332C1H9R1CA01#
				±0.1pF	GRM0332C1H7R8BA01#				±0.5pF	GRM0332C1H9R1DA01#	
				±0.25pF	GRM0332C1H7R8CA01#				9.2pF	±0.05pF	GRM0332C1H9R2WA01#
				±0.5pF	GRM0332C1H7R8DA01#					±0.1pF	GRM0332C1H9R2BA01#
			7.9pF	±0.05pF	GRM0332C1H7R9WA01#					±0.25pF	GRM0332C1H9R2CA01#
				±0.1pF	GRM0332C1H7R9BA01#				±0.5pF	GRM0332C1H9R2DA01#	
				±0.25pF	GRM0332C1H7R9CA01#				9.3pF	±0.05pF	GRM0332C1H9R3WA01#
				±0.5pF	GRM0332C1H7R9DA01#					±0.1pF	GRM0332C1H9R3BA01#
			8.0pF	±0.05pF	GRM0332C1H8R0WA01#					±0.25pF	GRM0332C1H9R3CA01#
				±0.1pF	GRM0332C1H8R0BA01#				±0.5pF	GRM0332C1H9R3DA01#	
				±0.25pF	GRM0332C1H8R0CA01#				9.4pF	±0.05pF	GRM0332C1H9R4WA01#
				±0.5pF	GRM0332C1H8R0DA01#					±0.1pF	GRM0332C1H9R4BA01#
			8.1pF	±0.05pF	GRM0332C1H8R1WA01#					±0.25pF	GRM0332C1H9R4CA01#
				±0.1pF	GRM0332C1H8R1BA01#				±0.5pF	GRM0332C1H9R4DA01#	
				±0.25pF	GRM0332C1H8R1CA01#				9.5pF	±0.05pF	GRM0332C1H9R5WA01#
				±0.5pF	GRM0332C1H8R1DA01#					±0.1pF	GRM0332C1H9R5BA01#
			8.2pF	±0.05pF	GRM0332C1H8R2WA01#					±0.25pF	GRM0332C1H9R5CA01#
				±0.1pF	GRM0332C1H8R2BA01#				±0.5pF	GRM0332C1H9R5DA01#	
				±0.25pF	GRM0332C1H8R2CA01#				9.6pF	±0.05pF	GRM0332C1H9R6WA01#
				±0.5pF	GRM0332C1H8R2DA01#					±0.1pF	GRM0332C1H9R6BA01#
			8.3pF	±0.05pF	GRM0332C1H8R3WA01#					±0.25pF	GRM0332C1H9R6CA01#
				±0.1pF	GRM0332C1H8R3BA01#				±0.5pF	GRM0332C1H9R6DA01#	
				±0.25pF	GRM0332C1H8R3CA01#				9.7pF	±0.05pF	GRM0332C1H9R7WA01#
				±0.5pF	GRM0332C1H8R3DA01#					±0.1pF	GRM0332C1H9R7BA01#
			8.4pF	±0.05pF	GRM0332C1H8R4WA01#					±0.25pF	GRM0332C1H9R7CA01#
				±0.1pF	GRM0332C1H8R4BA01#				±0.5pF	GRM0332C1H9R7DA01#	
				±0.25pF	GRM0332C1H8R4CA01#				9.8pF	±0.05pF	GRM0332C1H9R8WA01#
				±0.5pF	GRM0332C1H8R4DA01#					±0.1pF	GRM0332C1H9R8BA01#
			8.5pF	±0.05pF	GRM0332C1H8R5WA01#					±0.25pF	GRM0332C1H9R8CA01#
				±0.1pF	GRM0332C1H8R5BA01#				±0.5pF	GRM0332C1H9R8DA01#	
				±0.25pF	GRM0332C1H8R5CA01#				9.9pF	±0.05pF	GRM0332C1H9R9WA01#
				±0.5pF	GRM0332C1H8R5DA01#					±0.1pF	GRM0332C1H9R9BA01#
			8.6pF	±0.05pF	GRM0332C1H8R6WA01#					±0.25pF	GRM0332C1H9R9CA01#
				±0.1pF	GRM0332C1H8R6BA01#				±0.5pF	GRM0332C1H9R9DA01#	
±0.25pF	GRM0332C1H8R6CA01#	10pF		±2%	GRM0332C1H100GA01#						
±0.5pF	GRM0332C1H8R6DA01#			±5%	GRM0332C1H100JA01#						
8.7pF	±0.05pF		GRM0332C1H8R7WA01#	12pF	±2%	GRM0332C1H120GA01#					
	±0.1pF	GRM0332C1H8R7BA01#	±5%		GRM0332C1H120JA01#						
	±0.25pF	GRM0332C1H8R7CA01#	15pF		±2%	GRM0332C1H150GA01#					
	±0.5pF	GRM0332C1H8R7DA01#		±5%	GRM0332C1H150JA01#						

Part number # indicates the package specification code.

GRM Series Temperature Compensating Type Part Number List

(→ 0.6×0.3mm)

T max.	Rated Voltage	TC Code	Cap.	Tol.	Part Number	
0.33mm	50Vdc	CH	18pF	±2%	GRM0332C1H180GA01#	
				±5%	GRM0332C1H180JA01#	
			22pF	±2%	GRM0332C1H220GA01#	
				±5%	GRM0332C1H220JA01#	
			27pF	±2%	GRM0332C1H270GA01#	
				±5%	GRM0332C1H270JA01#	
			33pF	±2%	GRM0332C1H330GA01#	
				±5%	GRM0332C1H330JA01#	
			39pF	±2%	GRM0332C1H390GA01#	
				±5%	GRM0332C1H390JA01#	
			47pF	±2%	GRM0332C1H470GA01#	
				±5%	GRM0332C1H470JA01#	
			56pF	±2%	GRM0332C1H560GA01#	
				±5%	GRM0332C1H560JA01#	
			68pF	±2%	GRM0332C1H680GA01#	
				±5%	GRM0332C1H680JA01#	
			82pF	±2%	GRM0332C1H820GA01#	
				±5%	GRM0332C1H820JA01#	
			100pF	±2%	GRM0332C1H101GA01#	
				±5%	GRM0332C1H101JA01#	
			120pF	±2%	GRM0332C1H121GA01#	
				±5%	GRM0332C1H121JA01#	
			150pF	±2%	GRM0332C1H151GA01#	
				±5%	GRM0332C1H151JA01#	
	180pF	±2%	GRM0332C1H181GA01#			
		±5%	GRM0332C1H181JA01#			
	220pF	±2%	GRM0332C1H221GA01#			
		±5%	GRM0332C1H221JA01#			
	25Vdc	COG	270pF	±2%	GRM0335C1E271GA01#	
				±5%	GRM0335C1E271JA01#	
			330pF	±2%	GRM0335C1E331GA01#	
				±5%	GRM0335C1E331JA01#	
			390pF	±2%	GRM0335C1E391GA01#	
				±5%	GRM0335C1E391JA01#	
			470pF	±2%	GRM0335C1E471GA01#	
				±5%	GRM0335C1E471JA01#	
			560pF	±2%	GRM0335C1E561GA01#	
				±5%	GRM0335C1E561JA01#	
			680pF	±2%	GRM0335C1E681GA01#	
				±5%	GRM0335C1E681JA01#	
			820pF	±2%	GRM0335C1E821GA01#	
				±5%	GRM0335C1E821JA01#	
			910pF	±2%	GRM0335C1E911GA01#	
				±5%	GRM0335C1E911JA01#	
			1000pF	±2%	GRM0335C1E102GA01#	
				±5%	GRM0335C1E102JA01#	
			CH	270pF	±2%	GRM0332C1E271GA01#
					±5%	GRM0332C1E271JA01#
330pF				±2%	GRM0332C1E331GA01#	
				±5%	GRM0332C1E331JA01#	
390pF				±2%	GRM0332C1E391GA01#	
				±5%	GRM0332C1E391JA01#	
470pF	±2%	GRM0332C1E471GA01#				
	±5%	GRM0332C1E471JA01#				

T max.	Rated Voltage	TC Code	Cap.	Tol.	Part Number
0.33mm	25Vdc	CH	560pF	±2%	GRM0332C1E561GA01#
				±5%	GRM0332C1E561JA01#
			680pF	±2%	GRM0332C1E681GA01#
				±5%	GRM0332C1E681JA01#
			820pF	±2%	GRM0332C1E821GA01#
				±5%	GRM0332C1E821JA01#
			1000pF	±2%	GRM0332C1E102GA01#
				±5%	GRM0332C1E102JA01#

1.0×0.5mm

T max.	Rated Voltage	TC Code	Cap.	Tol.	Part Number
0.55mm	100Vdc	COG	0.10pF	±0.05pF	GRM1555C2AR10WA01#
				±0.1pF	GRM1555C2AR20BA01#
			0.20pF	±0.05pF	GRM1555C2AR20WA01#
				±0.1pF	GRM1555C2AR20BA01#
			0.30pF	±0.05pF	GRM1555C2AR30WA01#
				±0.1pF	GRM1555C2AR30BA01#
			0.40pF	±0.05pF	GRM1555C2AR40WA01#
				±0.1pF	GRM1555C2AR40BA01#
			0.50pF	±0.05pF	GRM1555C2AR50WA01#
				±0.1pF	GRM1555C2AR50BA01#
			0.60pF	±0.05pF	GRM1555C2AR60WA01#
				±0.1pF	GRM1555C2AR60BA01#
			0.70pF	±0.05pF	GRM1555C2AR70WA01#
				±0.1pF	GRM1555C2AR70BA01#
			0.80pF	±0.05pF	GRM1555C2AR80WA01#
				±0.1pF	GRM1555C2AR80BA01#
			0.90pF	±0.05pF	GRM1555C2AR90WA01#
				±0.1pF	GRM1555C2AR90BA01#
			1.0pF	±0.05pF	GRM1555C2A1R0WA01#
				±0.1pF	GRM1555C2A1R0BA01#
				±0.25pF	GRM1555C2A1R0CA01#
			1.1pF	±0.05pF	GRM1555C2A1R1WA01#
				±0.1pF	GRM1555C2A1R1BA01#
				±0.25pF	GRM1555C2A1R1CA01#
			1.2pF	±0.05pF	GRM1555C2A1R2WA01#
				±0.1pF	GRM1555C2A1R2BA01#
				±0.25pF	GRM1555C2A1R2CA01#
			1.3pF	±0.05pF	GRM1555C2A1R3WA01#
				±0.1pF	GRM1555C2A1R3BA01#
				±0.25pF	GRM1555C2A1R3CA01#
			1.4pF	±0.05pF	GRM1555C2A1R4WA01#
				±0.1pF	GRM1555C2A1R4BA01#
				±0.25pF	GRM1555C2A1R4CA01#
			1.5pF	±0.05pF	GRM1555C2A1R5WA01#
				±0.1pF	GRM1555C2A1R5BA01#
				±0.25pF	GRM1555C2A1R5CA01#
			1.6pF	±0.05pF	GRM1555C2A1R6WA01#
				±0.1pF	GRM1555C2A1R6BA01#
				±0.25pF	GRM1555C2A1R6CA01#
			1.7pF	±0.05pF	GRM1555C2A1R7WA01#
				±0.1pF	GRM1555C2A1R7BA01#
				±0.25pF	GRM1555C2A1R7CA01#

Part number # indicates the package specification code.

GRM Series
 GJM Series
 GVA Series
 GMD Series
 GOM Series
 GR3 Series
 GRJ Series
 LLA Series
 LLL Series
 LLLM Series
 LLR Series
 KRM Series
 KR3 Series
 NFM Series
 GCH Series
 ⚠Caution/Notice

GRM Series Temperature Compensating Type Part Number List

(→ 1.0×0.5mm)

T max.	Rated Voltage	TC Code	Cap.	Tol.	Part Number
0.55mm	100Vdc	COG	1.8pF	±0.05pF	GRM1555C2A1R8WA01#
				±0.1pF	GRM1555C2A1R8BA01#
				±0.25pF	GRM1555C2A1R8CA01#
			1.9pF	±0.05pF	GRM1555C2A1R9WA01#
				±0.1pF	GRM1555C2A1R9BA01#
				±0.25pF	GRM1555C2A1R9CA01#
			2.0pF	±0.05pF	GRM1555C2A2R0WA01#
				±0.1pF	GRM1555C2A2R0BA01#
				±0.25pF	GRM1555C2A2R0CA01#
			2.1pF	±0.05pF	GRM1555C2A2R1WA01#
				±0.1pF	GRM1555C2A2R1BA01#
				±0.25pF	GRM1555C2A2R1CA01#
			2.2pF	±0.05pF	GRM1555C2A2R2WA01#
				±0.1pF	GRM1555C2A2R2BA01#
				±0.25pF	GRM1555C2A2R2CA01#
			2.3pF	±0.05pF	GRM1555C2A2R3WA01#
				±0.1pF	GRM1555C2A2R3BA01#
				±0.25pF	GRM1555C2A2R3CA01#
			2.4pF	±0.05pF	GRM1555C2A2R4WA01#
				±0.1pF	GRM1555C2A2R4BA01#
				±0.25pF	GRM1555C2A2R4CA01#
			2.5pF	±0.05pF	GRM1555C2A2R5WA01#
				±0.1pF	GRM1555C2A2R5BA01#
				±0.25pF	GRM1555C2A2R5CA01#
			2.6pF	±0.05pF	GRM1555C2A2R6WA01#
				±0.1pF	GRM1555C2A2R6BA01#
				±0.25pF	GRM1555C2A2R6CA01#
			2.7pF	±0.05pF	GRM1555C2A2R7WA01#
				±0.1pF	GRM1555C2A2R7BA01#
				±0.25pF	GRM1555C2A2R7CA01#
			2.8pF	±0.05pF	GRM1555C2A2R8WA01#
				±0.1pF	GRM1555C2A2R8BA01#
				±0.25pF	GRM1555C2A2R8CA01#
			2.9pF	±0.05pF	GRM1555C2A2R9WA01#
				±0.1pF	GRM1555C2A2R9BA01#
				±0.25pF	GRM1555C2A2R9CA01#
			3.0pF	±0.05pF	GRM1555C2A3R0WA01#
				±0.1pF	GRM1555C2A3R0BA01#
				±0.25pF	GRM1555C2A3R0CA01#
			3.1pF	±0.05pF	GRM1555C2A3R1WA01#
				±0.1pF	GRM1555C2A3R1BA01#
				±0.25pF	GRM1555C2A3R1CA01#
			3.2pF	±0.05pF	GRM1555C2A3R2WA01#
				±0.1pF	GRM1555C2A3R2BA01#
				±0.25pF	GRM1555C2A3R2CA01#
3.3pF	±0.05pF	GRM1555C2A3R3WA01#			
	±0.1pF	GRM1555C2A3R3BA01#			
	±0.25pF	GRM1555C2A3R3CA01#			
3.4pF	±0.05pF	GRM1555C2A3R4WA01#			
	±0.1pF	GRM1555C2A3R4BA01#			
	±0.25pF	GRM1555C2A3R4CA01#			
3.5pF	±0.05pF	GRM1555C2A3R5WA01#			
	±0.1pF	GRM1555C2A3R5BA01#			
	±0.25pF	GRM1555C2A3R5CA01#			

T max.	Rated Voltage	TC Code	Cap.	Tol.	Part Number
0.55mm	100Vdc	COG	3.6pF	±0.05pF	GRM1555C2A3R6WA01#
				±0.1pF	GRM1555C2A3R6BA01#
				±0.25pF	GRM1555C2A3R6CA01#
			3.7pF	±0.05pF	GRM1555C2A3R7WA01#
				±0.1pF	GRM1555C2A3R7BA01#
				±0.25pF	GRM1555C2A3R7CA01#
			3.8pF	±0.05pF	GRM1555C2A3R8WA01#
				±0.1pF	GRM1555C2A3R8BA01#
				±0.25pF	GRM1555C2A3R8CA01#
			3.9pF	±0.05pF	GRM1555C2A3R9WA01#
				±0.1pF	GRM1555C2A3R9BA01#
				±0.25pF	GRM1555C2A3R9CA01#
			4.0pF	±0.05pF	GRM1555C2A4R0WA01#
				±0.1pF	GRM1555C2A4R0BA01#
				±0.25pF	GRM1555C2A4R0CA01#
			4.1pF	±0.05pF	GRM1555C2A4R1WA01#
				±0.1pF	GRM1555C2A4R1BA01#
				±0.25pF	GRM1555C2A4R1CA01#
			4.2pF	±0.05pF	GRM1555C2A4R2WA01#
				±0.1pF	GRM1555C2A4R2BA01#
				±0.25pF	GRM1555C2A4R2CA01#
			4.3pF	±0.05pF	GRM1555C2A4R3WA01#
				±0.1pF	GRM1555C2A4R3BA01#
				±0.25pF	GRM1555C2A4R3CA01#
			4.4pF	±0.05pF	GRM1555C2A4R4WA01#
				±0.1pF	GRM1555C2A4R4BA01#
				±0.25pF	GRM1555C2A4R4CA01#
			4.5pF	±0.05pF	GRM1555C2A4R5WA01#
				±0.1pF	GRM1555C2A4R5BA01#
				±0.25pF	GRM1555C2A4R5CA01#
			4.6pF	±0.05pF	GRM1555C2A4R6WA01#
				±0.1pF	GRM1555C2A4R6BA01#
				±0.25pF	GRM1555C2A4R6CA01#
			4.7pF	±0.05pF	GRM1555C2A4R7WA01#
				±0.1pF	GRM1555C2A4R7BA01#
				±0.25pF	GRM1555C2A4R7CA01#
			4.8pF	±0.05pF	GRM1555C2A4R8WA01#
				±0.1pF	GRM1555C2A4R8BA01#
				±0.25pF	GRM1555C2A4R8CA01#
			4.9pF	±0.05pF	GRM1555C2A4R9WA01#
				±0.1pF	GRM1555C2A4R9BA01#
				±0.25pF	GRM1555C2A4R9CA01#
			5.0pF	±0.05pF	GRM1555C2A5R0WA01#
				±0.1pF	GRM1555C2A5R0BA01#
				±0.25pF	GRM1555C2A5R0CA01#
5.1pF	±0.05pF	GRM1555C2A5R1WA01#			
	±0.1pF	GRM1555C2A5R1BA01#			
	±0.25pF	GRM1555C2A5R1CA01#			
5.2pF	±0.05pF	GRM1555C2A5R2WA01#			
	±0.1pF	GRM1555C2A5R2BA01#			
	±0.25pF	GRM1555C2A5R2CA01#			
5.3pF	±0.05pF	GRM1555C2A5R3WA01#			
	±0.1pF	GRM1555C2A5R3BA01#			
	±0.25pF	GRM1555C2A5R3CA01#			

Part number # indicates the package specification code.

GRM Series Temperature Compensating Type Part Number List

(→ 1.0×0.5mm)

T max.	Rated Voltage	TC Code	Cap.	Tol.	Part Number	T max.	Rated Voltage	TC Code	Cap.	Tol.	Part Number
0.55mm	100Vdc	COG	5.3pF	±0.1pF	GRM1555C2A5R3BA01#	0.55mm	100Vdc	COG	6.6pF	±0.5pF	GRM1555C2A6R6DA01#
				±0.25pF	GRM1555C2A5R3CA01#					±0.05pF	GRM1555C2A6R7WA01#
				±0.5pF	GRM1555C2A5R3DA01#					±0.1pF	GRM1555C2A6R7BA01#
			5.4pF	±0.05pF	GRM1555C2A5R4WA01#				±0.25pF	GRM1555C2A6R7CA01#	
				±0.1pF	GRM1555C2A5R4BA01#				±0.5pF	GRM1555C2A6R7DA01#	
				±0.25pF	GRM1555C2A5R4CA01#				6.8pF	±0.05pF	GRM1555C2A6R8WA01#
			±0.5pF	GRM1555C2A5R4DA01#	±0.1pF					GRM1555C2A6R8BA01#	
			5.5pF	±0.05pF	GRM1555C2A5R5WA01#					±0.25pF	GRM1555C2A6R8CA01#
				±0.1pF	GRM1555C2A5R5BA01#				±0.5pF	GRM1555C2A6R8DA01#	
				±0.25pF	GRM1555C2A5R5CA01#				6.9pF	±0.05pF	GRM1555C2A6R9WA01#
			±0.5pF	GRM1555C2A5R5DA01#	±0.1pF					GRM1555C2A6R9BA01#	
			5.6pF	±0.05pF	GRM1555C2A5R6WA01#					±0.25pF	GRM1555C2A6R9CA01#
				±0.1pF	GRM1555C2A5R6BA01#				±0.5pF	GRM1555C2A6R9DA01#	
				±0.25pF	GRM1555C2A5R6CA01#				7.0pF	±0.05pF	GRM1555C2A7R0WA01#
			±0.5pF	GRM1555C2A5R6DA01#	±0.1pF					GRM1555C2A7R0BA01#	
			5.7pF	±0.05pF	GRM1555C2A5R7WA01#					±0.25pF	GRM1555C2A7R0CA01#
				±0.1pF	GRM1555C2A5R7BA01#				±0.5pF	GRM1555C2A7R0DA01#	
				±0.25pF	GRM1555C2A5R7CA01#				7.1pF	±0.05pF	GRM1555C2A7R1WA01#
			±0.5pF	GRM1555C2A5R7DA01#	±0.1pF					GRM1555C2A7R1BA01#	
			5.8pF	±0.05pF	GRM1555C2A5R8WA01#					±0.25pF	GRM1555C2A7R1CA01#
				±0.1pF	GRM1555C2A5R8BA01#				±0.5pF	GRM1555C2A7R1DA01#	
				±0.25pF	GRM1555C2A5R8CA01#				7.2pF	±0.05pF	GRM1555C2A7R2WA01#
			±0.5pF	GRM1555C2A5R8DA01#	±0.1pF					GRM1555C2A7R2BA01#	
			5.9pF	±0.05pF	GRM1555C2A5R9WA01#					±0.25pF	GRM1555C2A7R2CA01#
				±0.1pF	GRM1555C2A5R9BA01#				±0.5pF	GRM1555C2A7R2DA01#	
				±0.25pF	GRM1555C2A5R9CA01#				7.3pF	±0.05pF	GRM1555C2A7R3WA01#
			±0.5pF	GRM1555C2A5R9DA01#	±0.1pF					GRM1555C2A7R3BA01#	
			6.0pF	±0.05pF	GRM1555C2A6R0WA01#					±0.25pF	GRM1555C2A7R3CA01#
				±0.1pF	GRM1555C2A6R0BA01#				±0.5pF	GRM1555C2A7R3DA01#	
				±0.25pF	GRM1555C2A6R0CA01#				7.4pF	±0.05pF	GRM1555C2A7R4WA01#
			±0.5pF	GRM1555C2A6R0DA01#	±0.1pF					GRM1555C2A7R4BA01#	
			6.1pF	±0.05pF	GRM1555C2A6R1WA01#					±0.25pF	GRM1555C2A7R4CA01#
				±0.1pF	GRM1555C2A6R1BA01#				±0.5pF	GRM1555C2A7R4DA01#	
				±0.25pF	GRM1555C2A6R1CA01#				7.5pF	±0.05pF	GRM1555C2A7R5WA01#
			±0.5pF	GRM1555C2A6R1DA01#	±0.1pF					GRM1555C2A7R5BA01#	
			6.2pF	±0.05pF	GRM1555C2A6R2WA01#					±0.25pF	GRM1555C2A7R5CA01#
				±0.1pF	GRM1555C2A6R2BA01#				±0.5pF	GRM1555C2A7R5DA01#	
				±0.25pF	GRM1555C2A6R2CA01#				7.6pF	±0.05pF	GRM1555C2A7R6WA01#
			±0.5pF	GRM1555C2A6R2DA01#	±0.1pF					GRM1555C2A7R6BA01#	
			6.3pF	±0.05pF	GRM1555C2A6R3WA01#					±0.25pF	GRM1555C2A7R6CA01#
				±0.1pF	GRM1555C2A6R3BA01#				±0.5pF	GRM1555C2A7R6DA01#	
				±0.25pF	GRM1555C2A6R3CA01#				7.7pF	±0.05pF	GRM1555C2A7R7WA01#
			±0.5pF	GRM1555C2A6R3DA01#	±0.1pF					GRM1555C2A7R7BA01#	
			6.4pF	±0.05pF	GRM1555C2A6R4WA01#					±0.25pF	GRM1555C2A7R7CA01#
				±0.1pF	GRM1555C2A6R4BA01#				±0.5pF	GRM1555C2A7R7DA01#	
				±0.25pF	GRM1555C2A6R4CA01#				7.8pF	±0.05pF	GRM1555C2A7R8WA01#
			±0.5pF	GRM1555C2A6R4DA01#	±0.1pF					GRM1555C2A7R8BA01#	
			6.5pF	±0.05pF	GRM1555C2A6R5WA01#					±0.25pF	GRM1555C2A7R8CA01#
				±0.1pF	GRM1555C2A6R5BA01#				±0.5pF	GRM1555C2A7R8DA01#	
				±0.25pF	GRM1555C2A6R5CA01#				7.9pF	±0.05pF	GRM1555C2A7R9WA01#
			±0.5pF	GRM1555C2A6R5DA01#	±0.1pF					GRM1555C2A7R9BA01#	
			6.6pF	±0.05pF	GRM1555C2A6R6WA01#					±0.25pF	GRM1555C2A7R9CA01#
				±0.1pF	GRM1555C2A6R6BA01#				±0.5pF	GRM1555C2A7R9DA01#	
				±0.25pF	GRM1555C2A6R6CA01#				8.0pF	±0.05pF	GRM1555C2A8R0WA01#

Part number # indicates the package specification code.

GRM Series
 GJM Series
 GMA Series
 GMD Series
 GOM Series
 GR3 Series
 GRJ Series
 LLA Series
 LLL Series
 LLM Series
 LLR Series
 KRM Series
 KR3 Series
 NFM Series
 GCH Series
 ⚠Caution/ Notice

GRM Series Temperature Compensating Type Part Number List

(→ 1.0×0.5mm)

T max.	Rated Voltage	TC Code	Cap.	Tol.	Part Number	T max.	Rated Voltage	TC Code	Cap.	Tol.	Part Number
0.55mm	100Vdc	COG	8.0pF	±0.1pF	GRM1555C2A8R0BA01#	0.55mm	100Vdc	COG	9.3pF	±0.5pF	GRM1555C2A9R3DA01#
				±0.25pF	GRM1555C2A8R0CA01#					±0.05pF	GRM1555C2A9R4WA01#
				±0.5pF	GRM1555C2A8R0DA01#					±0.1pF	GRM1555C2A9R4BA01#
			8.1pF	±0.05pF	GRM1555C2A8R1WA01#				±0.25pF	GRM1555C2A9R4CA01#	
				±0.1pF	GRM1555C2A8R1BA01#				±0.5pF	GRM1555C2A9R4DA01#	
				±0.25pF	GRM1555C2A8R1CA01#				9.5pF	±0.05pF	GRM1555C2A9R5WA01#
			±0.5pF	GRM1555C2A8R1DA01#	±0.1pF					GRM1555C2A9R5BA01#	
			8.2pF	±0.05pF	GRM1555C2A8R2WA01#					±0.25pF	GRM1555C2A9R5CA01#
				±0.1pF	GRM1555C2A8R2BA01#				±0.5pF	GRM1555C2A9R5DA01#	
				±0.25pF	GRM1555C2A8R2CA01#				9.6pF	±0.05pF	GRM1555C2A9R6WA01#
			±0.5pF	GRM1555C2A8R2DA01#	±0.1pF					GRM1555C2A9R6BA01#	
			8.3pF	±0.05pF	GRM1555C2A8R3WA01#					±0.25pF	GRM1555C2A9R6CA01#
				±0.1pF	GRM1555C2A8R3BA01#				±0.5pF	GRM1555C2A9R6DA01#	
				±0.25pF	GRM1555C2A8R3CA01#				9.7pF	±0.05pF	GRM1555C2A9R7WA01#
			±0.5pF	GRM1555C2A8R3DA01#	±0.1pF					GRM1555C2A9R7BA01#	
			8.4pF	±0.05pF	GRM1555C2A8R4WA01#					±0.25pF	GRM1555C2A9R7CA01#
				±0.1pF	GRM1555C2A8R4BA01#				±0.5pF	GRM1555C2A9R7DA01#	
				±0.25pF	GRM1555C2A8R4CA01#				9.8pF	±0.05pF	GRM1555C2A9R8WA01#
			±0.5pF	GRM1555C2A8R4DA01#	±0.1pF					GRM1555C2A9R8BA01#	
			8.5pF	±0.05pF	GRM1555C2A8R5WA01#					±0.25pF	GRM1555C2A9R8CA01#
				±0.1pF	GRM1555C2A8R5BA01#				±0.5pF	GRM1555C2A9R8DA01#	
				±0.25pF	GRM1555C2A8R5CA01#				9.9pF	±0.05pF	GRM1555C2A9R9WA01#
			±0.5pF	GRM1555C2A8R5DA01#	±0.1pF					GRM1555C2A9R9BA01#	
			8.6pF	±0.05pF	GRM1555C2A8R6WA01#					±0.25pF	GRM1555C2A9R9CA01#
				±0.1pF	GRM1555C2A8R6BA01#				±0.5pF	GRM1555C2A9R9DA01#	
				±0.25pF	GRM1555C2A8R6CA01#				10pF	±2%	GRM1555C2A100GA01#
			±0.5pF	GRM1555C2A8R6DA01#	±5%					GRM1555C2A100JA01#	
			8.7pF	±0.05pF	GRM1555C2A8R7WA01#					12pF	±2%
				±0.1pF	GRM1555C2A8R7BA01#				±5%		GRM1555C2A120JA01#
				±0.25pF	GRM1555C2A8R7CA01#				15pF		±2%
			±0.5pF	GRM1555C2A8R7DA01#	±5%					GRM1555C2A150JA01#	
			8.8pF	±0.05pF	GRM1555C2A8R8WA01#					18pF	±2%
				±0.1pF	GRM1555C2A8R8BA01#				±5%		GRM1555C2A180JA01#
				±0.25pF	GRM1555C2A8R8CA01#				22pF		±2%
			±0.5pF	GRM1555C2A8R8DA01#	±5%					GRM1555C2A220JA01#	
			8.9pF	±0.05pF	GRM1555C2A8R9WA01#					27pF	±2%
				±0.1pF	GRM1555C2A8R9BA01#				±5%		GRM1555C2A270JA01#
				±0.25pF	GRM1555C2A8R9CA01#				33pF		±2%
			±0.5pF	GRM1555C2A8R9DA01#	±5%					GRM1555C2A330JA01#	
			9.0pF	±0.05pF	GRM1555C2A9R0WA01#					39pF	±2%
				±0.1pF	GRM1555C2A9R0BA01#				±5%		GRM1555C2A390JA01#
				±0.25pF	GRM1555C2A9R0CA01#				47pF		±2%
			±0.5pF	GRM1555C2A9R0DA01#	±5%					GRM1555C2A470JA01#	
			9.1pF	±0.05pF	GRM1555C2A9R1WA01#					56pF	±2%
				±0.1pF	GRM1555C2A9R1BA01#				±5%		GRM1555C2A560JA01#
				±0.25pF	GRM1555C2A9R1CA01#				68pF		±2%
			±0.5pF	GRM1555C2A9R1DA01#	±5%					GRM1555C2A680JA01#	
			9.2pF	±0.05pF	GRM1555C2A9R2WA01#					82pF	±2%
				±0.1pF	GRM1555C2A9R2BA01#				±5%		GRM1555C2A820JA01#
				±0.25pF	GRM1555C2A9R2CA01#				100pF		±2%
			±0.5pF	GRM1555C2A9R2DA01#	±5%					GRM1555C2A101JA01#	
			9.3pF	±0.05pF	GRM1555C2A9R3WA01#					CK	±0.05pF
				±0.1pF	GRM1555C2A9R3BA01#				±0.05pF		GRM1554C2AR20WA01#
				±0.25pF	GRM1555C2A9R3CA01#				±0.1pF		GRM1554C2AR20BA01#

Part number # indicates the package specification code.

⚠Caution/
 Notice

GRM Series
 GJM Series
 GMA Series
 GMD Series
 GQM Series
 GR3 Series
 GRJ Series
 LLA Series
 LLL Series
 LLM Series
 LLP Series
 KRM Series
 KR3 Series
 NFM Series
 GCH Series

GRM Series Temperature Compensating Type Part Number List

(→ 1.0×0.5mm)

T max.	Rated Voltage	TC Code	Cap.	Tol.	Part Number	T max.	Rated Voltage	TC Code	Cap.	Tol.	Part Number
0.55mm	100Vdc	CK	0.30pF	±0.05pF	GRM1554C2AR30WA01#	0.55mm	100Vdc	CJ	2.3pF	±0.1pF	GRM1553C2A2R3BA01#
				±0.1pF	GRM1554C2AR30BA01#					±0.25pF	GRM1553C2A2R3CA01#
			0.40pF	±0.05pF	GRM1554C2AR40WA01#				2.4pF	±0.05pF	GRM1553C2A2R4WA01#
				±0.1pF	GRM1554C2AR40BA01#					±0.1pF	GRM1553C2A2R4BA01#
			0.50pF	±0.05pF	GRM1554C2AR50WA01#				2.5pF	±0.25pF	GRM1553C2A2R4CA01#
				±0.1pF	GRM1554C2AR50BA01#					±0.05pF	GRM1553C2A2R5WA01#
			0.60pF	±0.05pF	GRM1554C2AR60WA01#				2.6pF	±0.1pF	GRM1553C2A2R5BA01#
				±0.1pF	GRM1554C2AR60BA01#					±0.25pF	GRM1553C2A2R5CA01#
			0.70pF	±0.05pF	GRM1554C2AR70WA01#				2.7pF	±0.05pF	GRM1553C2A2R6WA01#
				±0.1pF	GRM1554C2AR70BA01#					±0.1pF	GRM1553C2A2R6BA01#
			0.80pF	±0.05pF	GRM1554C2AR80WA01#				2.8pF	±0.25pF	GRM1553C2A2R6CA01#
				±0.1pF	GRM1554C2AR80BA01#					±0.05pF	GRM1553C2A2R7WA01#
			0.90pF	±0.05pF	GRM1554C2AR90WA01#				2.9pF	±0.1pF	GRM1553C2A2R7BA01#
				±0.1pF	GRM1554C2AR90BA01#					±0.25pF	GRM1553C2A2R7CA01#
			1.0pF	±0.05pF	GRM1554C2A1R0WA01#				3.0pF	±0.05pF	GRM1553C2A2R8WA01#
				±0.1pF	GRM1554C2A1R0BA01#					±0.1pF	GRM1553C2A2R8BA01#
				±0.25pF	GRM1554C2A1R0CA01#					±0.25pF	GRM1553C2A2R8CA01#
			1.1pF	±0.05pF	GRM1554C2A1R1WA01#				3.1pF	±0.05pF	GRM1553C2A2R9WA01#
				±0.1pF	GRM1554C2A1R1BA01#					±0.1pF	GRM1553C2A2R9BA01#
				±0.25pF	GRM1554C2A1R1CA01#					±0.25pF	GRM1553C2A2R9CA01#
			1.2pF	±0.05pF	GRM1554C2A1R2WA01#				3.2pF	±0.05pF	GRM1553C2A3R0WA01#
				±0.1pF	GRM1554C2A1R2BA01#					±0.1pF	GRM1553C2A3R0BA01#
				±0.25pF	GRM1554C2A1R2CA01#					±0.25pF	GRM1553C2A3R0CA01#
			1.3pF	±0.05pF	GRM1554C2A1R3WA01#				3.3pF	±0.05pF	GRM1553C2A3R1WA01#
				±0.1pF	GRM1554C2A1R3BA01#					±0.1pF	GRM1553C2A3R1BA01#
				±0.25pF	GRM1554C2A1R3CA01#					±0.25pF	GRM1553C2A3R1CA01#
			1.4pF	±0.05pF	GRM1554C2A1R4WA01#				3.4pF	±0.05pF	GRM1553C2A3R2WA01#
				±0.1pF	GRM1554C2A1R4BA01#					±0.1pF	GRM1553C2A3R2BA01#
				±0.25pF	GRM1554C2A1R4CA01#					±0.25pF	GRM1553C2A3R2CA01#
			1.5pF	±0.05pF	GRM1554C2A1R5WA01#				3.5pF	±0.05pF	GRM1553C2A3R3WA01#
				±0.1pF	GRM1554C2A1R5BA01#					±0.1pF	GRM1553C2A3R3BA01#
				±0.25pF	GRM1554C2A1R5CA01#					±0.25pF	GRM1553C2A3R3CA01#
			1.6pF	±0.05pF	GRM1554C2A1R6WA01#				3.6pF	±0.05pF	GRM1553C2A3R4WA01#
				±0.1pF	GRM1554C2A1R6BA01#					±0.1pF	GRM1553C2A3R4BA01#
				±0.25pF	GRM1554C2A1R6CA01#					±0.25pF	GRM1553C2A3R4CA01#
			1.7pF	±0.05pF	GRM1554C2A1R7WA01#				3.7pF	±0.05pF	GRM1553C2A3R5WA01#
		±0.1pF		GRM1554C2A1R7BA01#	±0.1pF			GRM1553C2A3R5BA01#			
		±0.25pF		GRM1554C2A1R7CA01#	±0.25pF			GRM1553C2A3R5CA01#			
		1.8pF	±0.05pF	GRM1554C2A1R8WA01#	3.8pF			±0.05pF	GRM1553C2A3R6WA01#		
			±0.1pF	GRM1554C2A1R8BA01#				±0.1pF	GRM1553C2A3R6BA01#		
			±0.25pF	GRM1554C2A1R8CA01#				±0.25pF	GRM1553C2A3R6CA01#		
		1.9pF	±0.05pF	GRM1554C2A1R9WA01#	3.9pF			±0.05pF	GRM1553C2A3R7WA01#		
			±0.1pF	GRM1554C2A1R9BA01#				±0.1pF	GRM1553C2A3R7BA01#		
			±0.25pF	GRM1554C2A1R9CA01#				±0.25pF	GRM1553C2A3R7CA01#		
		2.0pF	±0.05pF	GRM1554C2A2R0WA01#	4.0pF			±0.05pF	GRM1552C2A4R0WA01#		
			±0.1pF	GRM1554C2A2R0BA01#				±0.1pF	GRM1552C2A4R0BA01#		
			±0.25pF	GRM1554C2A2R0CA01#				±0.25pF	GRM1552C2A4R0CA01#		
		2.1pF	±0.05pF	GRM1553C2A2R1WA01#	4.1pF			±0.05pF	GRM1552C2A4R1WA01#		
			±0.1pF	GRM1553C2A2R1BA01#							
			±0.25pF	GRM1553C2A2R1CA01#							
		2.2pF	±0.05pF	GRM1553C2A2R2WA01#							
			±0.1pF	GRM1553C2A2R2BA01#							
			±0.25pF	GRM1553C2A2R2CA01#							
		2.3pF	±0.05pF	GRM1553C2A2R3WA01#							

Part number # indicates the package specification code.

GRM Series
 GJM Series
 GVA Series
 GMD Series
 GQM Series
 GR3 Series
 GRJ Series
 LLA Series
 LLL Series
 LLM Series
 LLR Series
 KRM Series
 KR3 Series
 NFM Series
 GCH Series
 ⚠Caution/Notice

GRM Series Temperature Compensating Type Part Number List

(→ 1.0×0.5mm)

T max.	Rated Voltage	TC Code	Cap.	Tol.	Part Number
0.55mm	100Vdc	CH	4.1pF	±0.1pF	GRM1552C2A4R1BA01#
				±0.25pF	GRM1552C2A4R1CA01#
			4.2pF	±0.05pF	GRM1552C2A4R2WA01#
				±0.1pF	GRM1552C2A4R2BA01#
			4.3pF	±0.05pF	GRM1552C2A4R3WA01#
				±0.1pF	GRM1552C2A4R3BA01#
			4.4pF	±0.05pF	GRM1552C2A4R4WA01#
				±0.1pF	GRM1552C2A4R4BA01#
			4.5pF	±0.05pF	GRM1552C2A4R5WA01#
				±0.1pF	GRM1552C2A4R5BA01#
			4.6pF	±0.05pF	GRM1552C2A4R6WA01#
				±0.1pF	GRM1552C2A4R6BA01#
			4.7pF	±0.05pF	GRM1552C2A4R7WA01#
				±0.1pF	GRM1552C2A4R7BA01#
			4.8pF	±0.05pF	GRM1552C2A4R8WA01#
				±0.1pF	GRM1552C2A4R8BA01#
			4.9pF	±0.05pF	GRM1552C2A4R9WA01#
				±0.1pF	GRM1552C2A4R9BA01#
			5.0pF	±0.05pF	GRM1552C2A5R0WA01#
				±0.1pF	GRM1552C2A5R0BA01#
			5.1pF	±0.05pF	GRM1552C2A5R1WA01#
				±0.1pF	GRM1552C2A5R1BA01#
			5.2pF	±0.05pF	GRM1552C2A5R2WA01#
				±0.1pF	GRM1552C2A5R2BA01#
			5.3pF	±0.05pF	GRM1552C2A5R3WA01#
				±0.1pF	GRM1552C2A5R3BA01#
			5.4pF	±0.05pF	GRM1552C2A5R4WA01#
				±0.1pF	GRM1552C2A5R4BA01#
			5.5pF	±0.05pF	GRM1552C2A5R5WA01#
				±0.1pF	GRM1552C2A5R5BA01#
			5.6pF	±0.05pF	GRM1552C2A5R6WA01#
				±0.1pF	GRM1552C2A5R6BA01#
			5.7pF	±0.05pF	GRM1552C2A5R7WA01#

T max.	Rated Voltage	TC Code	Cap.	Tol.	Part Number
0.55mm	100Vdc	CH	5.7pF	±0.1pF	GRM1552C2A5R7BA01#
				±0.25pF	GRM1552C2A5R7CA01#
			5.8pF	±0.05pF	GRM1552C2A5R8WA01#
				±0.1pF	GRM1552C2A5R8BA01#
			5.9pF	±0.05pF	GRM1552C2A5R9WA01#
				±0.1pF	GRM1552C2A5R9BA01#
			6.0pF	±0.05pF	GRM1552C2A6R0WA01#
				±0.1pF	GRM1552C2A6R0BA01#
			6.1pF	±0.05pF	GRM1552C2A6R1WA01#
				±0.1pF	GRM1552C2A6R1BA01#
			6.2pF	±0.05pF	GRM1552C2A6R2WA01#
				±0.1pF	GRM1552C2A6R2BA01#
			6.3pF	±0.05pF	GRM1552C2A6R3WA01#
				±0.1pF	GRM1552C2A6R3BA01#
			6.4pF	±0.05pF	GRM1552C2A6R4WA01#
				±0.1pF	GRM1552C2A6R4BA01#
			6.5pF	±0.05pF	GRM1552C2A6R5WA01#
				±0.1pF	GRM1552C2A6R5BA01#
			6.6pF	±0.05pF	GRM1552C2A6R6WA01#
				±0.1pF	GRM1552C2A6R6BA01#
			6.7pF	±0.05pF	GRM1552C2A6R7WA01#
				±0.1pF	GRM1552C2A6R7BA01#
			6.8pF	±0.05pF	GRM1552C2A6R8WA01#
				±0.1pF	GRM1552C2A6R8BA01#
			6.9pF	±0.05pF	GRM1552C2A6R9WA01#
				±0.1pF	GRM1552C2A6R9BA01#
			7.0pF	±0.05pF	GRM1552C2A7R0WA01#
				±0.1pF	GRM1552C2A7R0BA01#

Part number # indicates the package specification code.

GRM Series Temperature Compensating Type Part Number List

(→ 1.0×0.5mm)

T max.	Rated Voltage	TC Code	Cap.	Tol.	Part Number	T max.	Rated Voltage	TC Code	Cap.	Tol.	Part Number	
0.55mm	100Vdc	CH	7.0pF	±0.5pF	GRM1552C2A7R0DA01#	0.55mm	100Vdc	CH	8.4pF	±0.1pF	GRM1552C2A8R4BA01#	
				±0.05pF	GRM1552C2A7R1WA01#					±0.25pF	GRM1552C2A8R4CA01#	
			±0.1pF	GRM1552C2A7R1BA01#	±0.5pF					GRM1552C2A8R4DA01#		
			7.1pF	±0.25pF	GRM1552C2A7R1CA01#				8.5pF	±0.05pF	GRM1552C2A8R5WA01#	
				±0.5pF	GRM1552C2A7R1DA01#					±0.1pF	GRM1552C2A8R5BA01#	
				7.2pF	±0.05pF					GRM1552C2A7R2WA01#	±0.25pF	GRM1552C2A8R5CA01#
					±0.1pF					GRM1552C2A7R2BA01#	±0.5pF	GRM1552C2A8R5DA01#
			7.3pF	±0.05pF	GRM1552C2A7R3WA01#				8.6pF	±0.05pF	GRM1552C2A8R6WA01#	
				±0.1pF	GRM1552C2A7R3BA01#					±0.1pF	GRM1552C2A8R6BA01#	
				±0.25pF	GRM1552C2A7R3CA01#					±0.25pF	GRM1552C2A8R6CA01#	
			7.4pF	±0.5pF	GRM1552C2A7R3DA01#				8.7pF	±0.05pF	GRM1552C2A8R7WA01#	
				7.5pF	±0.05pF					GRM1552C2A7R4WA01#	±0.1pF	GRM1552C2A8R7BA01#
					±0.1pF					GRM1552C2A7R4BA01#	±0.25pF	GRM1552C2A8R7CA01#
				±0.25pF	GRM1552C2A7R4CA01#					±0.5pF	GRM1552C2A8R7DA01#	
			7.6pF	±0.5pF	GRM1552C2A7R4DA01#				8.8pF	±0.05pF	GRM1552C2A8R8WA01#	
				7.7pF	±0.05pF					GRM1552C2A7R5WA01#	±0.1pF	GRM1552C2A8R8BA01#
					±0.1pF					GRM1552C2A7R5BA01#	±0.25pF	GRM1552C2A8R8CA01#
				±0.25pF	GRM1552C2A7R5CA01#					±0.5pF	GRM1552C2A8R8DA01#	
			7.8pF	±0.5pF	GRM1552C2A7R5DA01#				8.9pF	±0.05pF	GRM1552C2A8R9WA01#	
				7.9pF	±0.05pF					GRM1552C2A7R6WA01#	±0.1pF	GRM1552C2A8R9BA01#
					±0.1pF					GRM1552C2A7R6BA01#	±0.25pF	GRM1552C2A8R9CA01#
				±0.25pF	GRM1552C2A7R6CA01#					±0.5pF	GRM1552C2A8R9DA01#	
			8.0pF	±0.5pF	GRM1552C2A7R6DA01#				9.0pF	±0.05pF	GRM1552C2A9R0WA01#	
				8.1pF	±0.05pF					GRM1552C2A7R7WA01#	±0.1pF	GRM1552C2A9R0BA01#
					±0.1pF					GRM1552C2A7R7BA01#	±0.25pF	GRM1552C2A9R0CA01#
				±0.25pF	GRM1552C2A7R7CA01#					±0.5pF	GRM1552C2A9R0DA01#	
			8.2pF	±0.5pF	GRM1552C2A7R7DA01#				9.1pF	±0.05pF	GRM1552C2A9R1WA01#	
				8.3pF	±0.05pF					GRM1552C2A7R8WA01#	±0.1pF	GRM1552C2A9R1BA01#
					±0.1pF					GRM1552C2A7R8BA01#	±0.25pF	GRM1552C2A9R1CA01#
				±0.25pF	GRM1552C2A7R8CA01#					±0.5pF	GRM1552C2A9R1DA01#	
			8.4pF	±0.5pF	GRM1552C2A7R8DA01#				9.2pF	±0.05pF	GRM1552C2A9R2WA01#	
				8.5pF	±0.05pF					GRM1552C2A7R9WA01#	±0.1pF	GRM1552C2A9R2BA01#
					±0.1pF					GRM1552C2A7R9BA01#	±0.25pF	GRM1552C2A9R2CA01#
				±0.25pF	GRM1552C2A7R9CA01#					±0.5pF	GRM1552C2A9R2DA01#	
			8.6pF	±0.5pF	GRM1552C2A7R9DA01#				9.3pF	±0.05pF	GRM1552C2A9R3WA01#	
				8.7pF	±0.05pF					GRM1552C2A8R0WA01#	±0.1pF	GRM1552C2A9R3BA01#
					±0.1pF					GRM1552C2A8R0BA01#	±0.25pF	GRM1552C2A9R3CA01#
				±0.25pF	GRM1552C2A8R0CA01#					±0.5pF	GRM1552C2A9R3DA01#	
			8.8pF	±0.5pF	GRM1552C2A8R0DA01#				9.4pF	±0.05pF	GRM1552C2A9R4WA01#	
				8.9pF	±0.05pF					GRM1552C2A8R1WA01#	±0.1pF	GRM1552C2A9R4BA01#
					±0.1pF					GRM1552C2A8R1BA01#	±0.25pF	GRM1552C2A9R4CA01#
				±0.25pF	GRM1552C2A8R1CA01#					±0.5pF	GRM1552C2A9R4DA01#	
			8.9pF	±0.5pF	GRM1552C2A8R1DA01#				9.5pF	±0.05pF	GRM1552C2A9R5WA01#	
				9.0pF	±0.05pF					GRM1552C2A8R2WA01#	±0.1pF	GRM1552C2A9R5BA01#
					±0.1pF					GRM1552C2A8R2BA01#	±0.25pF	GRM1552C2A9R5CA01#
				±0.25pF	GRM1552C2A8R2CA01#					±0.5pF	GRM1552C2A9R5DA01#	
			9.0pF	±0.5pF	GRM1552C2A8R2DA01#				9.6pF	±0.05pF	GRM1552C2A9R6WA01#	
				9.1pF	±0.05pF					GRM1552C2A8R3WA01#	±0.1pF	GRM1552C2A9R6BA01#
					±0.1pF					GRM1552C2A8R3BA01#	±0.25pF	GRM1552C2A9R6CA01#
				±0.25pF	GRM1552C2A8R3CA01#					±0.5pF	GRM1552C2A9R6DA01#	
			9.1pF	±0.5pF	GRM1552C2A8R3DA01#				9.7pF	±0.05pF	GRM1552C2A9R7WA01#	
				9.2pF	±0.05pF					GRM1552C2A8R4WA01#	±0.1pF	GRM1552C2A9R7BA01#
					±0.1pF					GRM1552C2A8R4BA01#	±0.25pF	GRM1552C2A9R7CA01#
				±0.25pF	GRM1552C2A8R4CA01#							

Part number # indicates the package specification code.

GRM Series
 GJM Series
 GMA Series
 GMD Series
 GQM Series
 GR3 Series
 GRJ Series
 LLA Series
 LLL Series
 LLM Series
 LLR Series
 KRM Series
 KR3 Series
 NFM Series
 GCH Series
 ⚠Caution/ Notice

GRM Series Temperature Compensating Type Part Number List

(→ 1.0×0.5mm)

T max.	Rated Voltage	TC Code	Cap.	Tol.	Part Number	T max.	Rated Voltage	TC Code	Cap.	Tol.	Part Number					
0.55mm	100Vdc	CH	9.7pF	±0.5pF	GRM1552C2A9R7DA01#	0.55mm	50Vdc	COG	1.0pF	±0.25pF	GRM1555C1H1R0CA01#					
			9.8pF	±0.05pF	GRM1552C2A9R8WA01#				1.1pF	±0.05pF	GRM1555C1H1R1WA01#					
				±0.1pF	GRM1552C2A9R8BA01#					±0.1pF	GRM1555C1H1R1BA01#					
				±0.25pF	GRM1552C2A9R8CA01#					±0.25pF	GRM1555C1H1R1CA01#					
				±0.5pF	GRM1552C2A9R8DA01#					1.2pF	±0.05pF	GRM1555C1H1R2WA01#				
			±0.1pF	GRM1552C2A9R9BA01#	±0.1pF				GRM1555C1H1R2BA01#							
			±0.25pF	GRM1552C2A9R9CA01#	±0.25pF				GRM1555C1H1R2CA01#							
			9.9pF	±0.05pF	GRM1552C2A9R9WA01#				1.3pF	±0.05pF	GRM1555C1H1R3WA01#					
				±0.1pF	GRM1552C2A9R9BA01#					±0.1pF	GRM1555C1H1R3BA01#					
				±0.25pF	GRM1552C2A9R9CA01#					±0.25pF	GRM1555C1H1R3CA01#					
			10pF	±2%	GRM1552C2A100GA01#				1.4pF	±0.05pF	GRM1555C1H1R4WA01#					
				±5%	GRM1552C2A100JA01#					±0.1pF	GRM1555C1H1R4BA01#					
			12pF	±2%	GRM1552C2A120GA01#				1.5pF	±0.05pF	GRM1555C1H1R5WA01#					
				±5%	GRM1552C2A120JA01#					±0.1pF	GRM1555C1H1R5BA01#					
			15pF	±2%	GRM1552C2A150GA01#				1.6pF	±0.05pF	GRM1555C1H1R6WA01#					
				±5%	GRM1552C2A150JA01#					±0.1pF	GRM1555C1H1R6BA01#					
			18pF	±2%	GRM1552C2A180GA01#				1.7pF	±0.05pF	GRM1555C1H1R7WA01#					
				±5%	GRM1552C2A180JA01#					±0.1pF	GRM1555C1H1R7BA01#					
			22pF	±2%	GRM1552C2A220GA01#				1.8pF	±0.05pF	GRM1555C1H1R8WA01#					
				±5%	GRM1552C2A220JA01#					±0.1pF	GRM1555C1H1R8BA01#					
			27pF	±2%	GRM1552C2A270GA01#				1.9pF	±0.05pF	GRM1555C1H1R9WA01#					
				±5%	GRM1552C2A270JA01#					±0.1pF	GRM1555C1H1R9BA01#					
			33pF	±2%	GRM1552C2A330GA01#				2.0pF	±0.05pF	GRM1555C1H2R0WA01#					
				±5%	GRM1552C2A330JA01#					±0.1pF	GRM1555C1H2R0BA01#					
			39pF	±2%	GRM1552C2A390GA01#				2.1pF	±0.05pF	GRM1555C1H2R1WA01#					
				±5%	GRM1552C2A390JA01#					±0.1pF	GRM1555C1H2R1BA01#					
			47pF	±2%	GRM1552C2A470GA01#				2.2pF	±0.05pF	GRM1555C1H2R2WA01#					
				±5%	GRM1552C2A470JA01#					±0.1pF	GRM1555C1H2R2BA01#					
			56pF	±2%	GRM1552C2A560GA01#				2.3pF	±0.05pF	GRM1555C1H2R3WA01#					
				±5%	GRM1552C2A560JA01#					±0.1pF	GRM1555C1H2R3BA01#					
			68pF	±2%	GRM1552C2A680GA01#				2.4pF	±0.05pF	GRM1555C1H2R4WA01#					
				±5%	GRM1552C2A680JA01#					±0.1pF	GRM1555C1H2R4BA01#					
			82pF	±2%	GRM1552C2A820GA01#				2.5pF	±0.05pF	GRM1555C1H2R5WA01#					
				±5%	GRM1552C2A820JA01#					±0.1pF	GRM1555C1H2R5BA01#					
			100pF	±2%	GRM1552C2A101GA01#				2.6pF	±0.05pF	GRM1555C1H2R6WA01#					
				±5%	GRM1552C2A101JA01#					±0.1pF	GRM1555C1H2R6BA01#					
			50Vdc	COG	0.10pF				±0.05pF	GRM1555C1HR10WA01#	0.55mm	50Vdc	COG	1.0pF	±0.25pF	GRM1555C1H2R7WA01#
					0.20pF				±0.05pF	GRM1555C1HR20WA01#				1.1pF	±0.05pF	GRM1555C1H2R7BA01#
									±0.1pF	GRM1555C1HR20BA01#					±0.25pF	GRM1555C1H2R7CA01#
					0.30pF				±0.05pF	GRM1555C1HR30WA01#				1.2pF	±0.05pF	GRM1555C1H2R8WA01#
									±0.1pF	GRM1555C1HR30BA01#					±0.1pF	GRM1555C1H2R8BA01#
					0.40pF				±0.05pF	GRM1555C1HR40WA01#				1.3pF	±0.05pF	GRM1555C1H2R9WA01#
									±0.1pF	GRM1555C1HR40BA01#					±0.1pF	GRM1555C1H2R9BA01#
					0.50pF				±0.05pF	GRM1555C1HR50WA01#				1.4pF	±0.05pF	GRM1555C1H2R0WA01#
									±0.1pF	GRM1555C1HR50BA01#					±0.1pF	GRM1555C1H2R0BA01#
					0.60pF				±0.05pF	GRM1555C1HR60WA01#				1.5pF	±0.05pF	GRM1555C1H2R1WA01#
									±0.1pF	GRM1555C1HR60BA01#					±0.1pF	GRM1555C1H2R1BA01#
					0.70pF				±0.05pF	GRM1555C1HR70WA01#				1.6pF	±0.05pF	GRM1555C1H2R2WA01#
									±0.1pF	GRM1555C1HR70BA01#					±0.1pF	GRM1555C1H2R2BA01#
					0.80pF				±0.05pF	GRM1555C1HR80WA01#				1.7pF	±0.05pF	GRM1555C1H2R3WA01#
±0.1pF	GRM1555C1HR80BA01#	±0.1pF				GRM1555C1H2R3BA01#										
0.90pF	±0.05pF	GRM1555C1HR90WA01#			1.8pF	±0.05pF	GRM1555C1H2R4WA01#									
	±0.1pF	GRM1555C1HR90BA01#				±0.1pF	GRM1555C1H2R4BA01#									
1.0pF	±0.05pF	GRM1555C1H1R0WA01#			1.9pF	±0.05pF	GRM1555C1H2R5WA01#									
	±0.1pF	GRM1555C1H1R0BA01#				±0.1pF	GRM1555C1H2R5BA01#									

Part number # indicates the package specification code.

GRM Series Temperature Compensating Type Part Number List

(→ 1.0×0.5mm)

T max.	Rated Voltage	TC Code	Cap.	Tol.	Part Number	T max.	Rated Voltage	TC Code	Cap.	Tol.	Part Number		
0.55mm	50Vdc	COG	2.8pF	±0.25pF	GRM1555C1H2R8CA01#	0.55mm	50Vdc	COG	4.6pF	±0.25pF	GRM1555C1H4R6CA01#		
				2.9pF	±0.05pF					GRM1555C1H2R9WA01#	4.7pF	±0.05pF	GRM1555C1H4R7WA01#
					±0.1pF					GRM1555C1H2R9BA01#		±0.1pF	GRM1555C1H4R7BA01#
			±0.25pF		GRM1555C1H2R9CA01#				±0.25pF	GRM1555C1H4R7CA01#			
			3.0pF	±0.05pF	GRM1555C1H3R0WA01#				4.8pF	±0.05pF	GRM1555C1H4R8WA01#		
				±0.1pF	GRM1555C1H3R0BA01#					±0.1pF	GRM1555C1H4R8BA01#		
				±0.25pF	GRM1555C1H3R0CA01#					±0.25pF	GRM1555C1H4R8CA01#		
			3.1pF	±0.05pF	GRM1555C1H3R1WA01#				4.9pF	±0.05pF	GRM1555C1H4R9WA01#		
				±0.1pF	GRM1555C1H3R1BA01#					±0.1pF	GRM1555C1H4R9BA01#		
				±0.25pF	GRM1555C1H3R1CA01#					±0.25pF	GRM1555C1H4R9CA01#		
			3.2pF	±0.05pF	GRM1555C1H3R2WA01#				5.0pF	±0.05pF	GRM1555C1H5R0WA01#		
				±0.1pF	GRM1555C1H3R2BA01#					±0.1pF	GRM1555C1H5R0BA01#		
				±0.25pF	GRM1555C1H3R2CA01#					±0.25pF	GRM1555C1H5R0CA01#		
			3.3pF	±0.05pF	GRM1555C1H3R3WA01#				5.1pF	±0.05pF	GRM1555C1H5R1WA01#		
				±0.1pF	GRM1555C1H3R3BA01#					±0.1pF	GRM1555C1H5R1BA01#		
				±0.25pF	GRM1555C1H3R3CA01#					±0.25pF	GRM1555C1H5R1CA01#		
			3.4pF	±0.05pF	GRM1555C1H3R4WA01#				5.2pF	±0.05pF	GRM1555C1H5R2WA01#		
				±0.1pF	GRM1555C1H3R4BA01#					±0.1pF	GRM1555C1H5R2BA01#		
				±0.25pF	GRM1555C1H3R4CA01#					±0.25pF	GRM1555C1H5R2CA01#		
			3.5pF	±0.05pF	GRM1555C1H3R5WA01#				5.3pF	±0.05pF	GRM1555C1H5R3WA01#		
				±0.1pF	GRM1555C1H3R5BA01#					±0.1pF	GRM1555C1H5R3BA01#		
				±0.25pF	GRM1555C1H3R5CA01#					±0.25pF	GRM1555C1H5R3CA01#		
			3.6pF	±0.05pF	GRM1555C1H3R6WA01#				5.4pF	±0.05pF	GRM1555C1H5R4WA01#		
				±0.1pF	GRM1555C1H3R6BA01#					±0.1pF	GRM1555C1H5R4BA01#		
				±0.25pF	GRM1555C1H3R6CA01#					±0.25pF	GRM1555C1H5R4CA01#		
			3.7pF	±0.05pF	GRM1555C1H3R7WA01#				5.5pF	±0.05pF	GRM1555C1H5R5WA01#		
				±0.1pF	GRM1555C1H3R7BA01#					±0.1pF	GRM1555C1H5R5BA01#		
				±0.25pF	GRM1555C1H3R7CA01#					±0.25pF	GRM1555C1H5R5CA01#		
			3.8pF	±0.05pF	GRM1555C1H3R8WA01#				5.6pF	±0.05pF	GRM1555C1H5R6WA01#		
				±0.1pF	GRM1555C1H3R8BA01#					±0.1pF	GRM1555C1H5R6BA01#		
				±0.25pF	GRM1555C1H3R8CA01#					±0.25pF	GRM1555C1H5R6CA01#		
			3.9pF	±0.05pF	GRM1555C1H3R9WA01#				5.7pF	±0.05pF	GRM1555C1H5R7WA01#		
				±0.1pF	GRM1555C1H3R9BA01#					±0.1pF	GRM1555C1H5R7BA01#		
				±0.25pF	GRM1555C1H3R9CA01#					±0.25pF	GRM1555C1H5R7CA01#		
			4.0pF	±0.05pF	GRM1555C1H4R0WA01#				5.8pF	±0.05pF	GRM1555C1H5R8WA01#		
				±0.1pF	GRM1555C1H4R0BA01#					±0.1pF	GRM1555C1H5R8BA01#		
				±0.25pF	GRM1555C1H4R0CA01#					±0.25pF	GRM1555C1H5R8CA01#		
			4.1pF	±0.05pF	GRM1555C1H4R1WA01#				5.9pF	±0.05pF	GRM1555C1H5R9WA01#		
				±0.1pF	GRM1555C1H4R1BA01#					±0.1pF	GRM1555C1H5R9BA01#		
				±0.25pF	GRM1555C1H4R1CA01#					±0.25pF	GRM1555C1H5R9CA01#		
			4.2pF	±0.05pF	GRM1555C1H4R2WA01#				6.0pF	±0.05pF	GRM1555C1H6R0WA01#		
				±0.1pF	GRM1555C1H4R2BA01#					±0.1pF	GRM1555C1H6R0BA01#		
				±0.25pF	GRM1555C1H4R2CA01#					±0.25pF	GRM1555C1H6R0CA01#		
			4.3pF	±0.05pF	GRM1555C1H4R3WA01#				6.1pF	±0.05pF	GRM1555C1H6R1WA01#		
				±0.1pF	GRM1555C1H4R3BA01#								
				±0.25pF	GRM1555C1H4R3CA01#								
			4.4pF	±0.05pF	GRM1555C1H4R4WA01#								
				±0.1pF	GRM1555C1H4R4BA01#								
±0.25pF	GRM1555C1H4R4CA01#												
4.5pF	±0.05pF	GRM1555C1H4R5WA01#											
	±0.1pF	GRM1555C1H4R5BA01#											
	±0.25pF	GRM1555C1H4R5CA01#											
4.6pF	±0.05pF	GRM1555C1H4R6WA01#											
	±0.1pF	GRM1555C1H4R6BA01#											

Part number # indicates the package specification code.

GRM Series
 GJM Series
 GMA Series
 GMD Series
 GQM Series
 GR3 Series
 GRJ Series
 LLA Series
 LLL Series
 LLM Series
 LLR Series
 KRM Series
 KR3 Series
 NFM Series
 GCH Series
 ⚠Caution/Notice

GRM Series Temperature Compensating Type Part Number List

(→ 1.0×0.5mm)

T max.	Rated Voltage	TC Code	Cap.	Tol.	Part Number	T max.	Rated Voltage	TC Code	Cap.	Tol.	Part Number	
0.55mm	50Vdc	COG	6.1pF	±0.1pF	GRM1555C1H6R1BA01#	0.55mm	50Vdc	COG	7.4pF	±0.5pF	GRM1555C1H7R4DA01#	
				±0.25pF	GRM1555C1H6R1CA01#					7.5pF	±0.05pF	GRM1555C1H7R5WA01#
				±0.5pF	GRM1555C1H6R1DA01#						±0.1pF	GRM1555C1H7R5BA01#
			6.2pF	±0.05pF	GRM1555C1H6R2WA01#				±0.25pF		GRM1555C1H7R5CA01#	
				±0.1pF	GRM1555C1H6R2BA01#				±0.5pF	GRM1555C1H7R5DA01#		
				±0.25pF	GRM1555C1H6R2CA01#				7.6pF	±0.05pF	GRM1555C1H7R6WA01#	
			±0.5pF	GRM1555C1H6R2DA01#	±0.1pF					GRM1555C1H7R6BA01#		
			6.3pF	±0.05pF	GRM1555C1H6R3WA01#					±0.25pF	GRM1555C1H7R6CA01#	
				±0.1pF	GRM1555C1H6R3BA01#				±0.5pF	GRM1555C1H7R6DA01#		
				±0.25pF	GRM1555C1H6R3CA01#				7.7pF	±0.05pF	GRM1555C1H7R7WA01#	
			±0.5pF	GRM1555C1H6R3DA01#	±0.1pF					GRM1555C1H7R7BA01#		
			6.4pF	±0.05pF	GRM1555C1H6R4WA01#					±0.25pF	GRM1555C1H7R7CA01#	
				±0.1pF	GRM1555C1H6R4BA01#				±0.5pF	GRM1555C1H7R7DA01#		
				±0.25pF	GRM1555C1H6R4CA01#				7.8pF	±0.05pF	GRM1555C1H7R8WA01#	
			±0.5pF	GRM1555C1H6R4DA01#	±0.1pF					GRM1555C1H7R8BA01#		
			6.5pF	±0.05pF	GRM1555C1H6R5WA01#					±0.25pF	GRM1555C1H7R8CA01#	
				±0.1pF	GRM1555C1H6R5BA01#				±0.5pF	GRM1555C1H7R8DA01#		
				±0.25pF	GRM1555C1H6R5CA01#				7.9pF	±0.05pF	GRM1555C1H7R9WA01#	
			±0.5pF	GRM1555C1H6R5DA01#	±0.1pF					GRM1555C1H7R9BA01#		
			6.6pF	±0.05pF	GRM1555C1H6R6WA01#					±0.25pF	GRM1555C1H7R9CA01#	
				±0.1pF	GRM1555C1H6R6BA01#				±0.5pF	GRM1555C1H7R9DA01#		
				±0.25pF	GRM1555C1H6R6CA01#				8.0pF	±0.05pF	GRM1555C1H8R0WA01#	
			±0.5pF	GRM1555C1H6R6DA01#	±0.1pF					GRM1555C1H8R0BA01#		
			6.7pF	±0.05pF	GRM1555C1H6R7WA01#					±0.25pF	GRM1555C1H8R0CA01#	
				±0.1pF	GRM1555C1H6R7BA01#				±0.5pF	GRM1555C1H8R0DA01#		
				±0.25pF	GRM1555C1H6R7CA01#				8.1pF	±0.05pF	GRM1555C1H8R1WA01#	
			±0.5pF	GRM1555C1H6R7DA01#	±0.1pF					GRM1555C1H8R1BA01#		
			6.8pF	±0.05pF	GRM1555C1H6R8WA01#					±0.25pF	GRM1555C1H8R1CA01#	
				±0.1pF	GRM1555C1H6R8BA01#				±0.5pF	GRM1555C1H8R1DA01#		
				±0.25pF	GRM1555C1H6R8CA01#				8.2pF	±0.05pF	GRM1555C1H8R2WA01#	
			±0.5pF	GRM1555C1H6R8DA01#	±0.1pF					GRM1555C1H8R2BA01#		
			6.9pF	±0.05pF	GRM1555C1H6R9WA01#					±0.25pF	GRM1555C1H8R2CA01#	
				±0.1pF	GRM1555C1H6R9BA01#				±0.5pF	GRM1555C1H8R2DA01#		
				±0.25pF	GRM1555C1H6R9CA01#				8.3pF	±0.05pF	GRM1555C1H8R3WA01#	
			±0.5pF	GRM1555C1H6R9DA01#	±0.1pF					GRM1555C1H8R3BA01#		
			7.0pF	±0.05pF	GRM1555C1H7R0WA01#					±0.25pF	GRM1555C1H8R3CA01#	
				±0.1pF	GRM1555C1H7R0BA01#				±0.5pF	GRM1555C1H8R3DA01#		
				±0.25pF	GRM1555C1H7R0CA01#				8.4pF	±0.05pF	GRM1555C1H8R4WA01#	
			±0.5pF	GRM1555C1H7R0DA01#	±0.1pF					GRM1555C1H8R4BA01#		
			7.1pF	±0.05pF	GRM1555C1H7R1WA01#					±0.25pF	GRM1555C1H8R4CA01#	
				±0.1pF	GRM1555C1H7R1BA01#				±0.5pF	GRM1555C1H8R4DA01#		
				±0.25pF	GRM1555C1H7R1CA01#				8.5pF	±0.05pF	GRM1555C1H8R5WA01#	
			±0.5pF	GRM1555C1H7R1DA01#	±0.1pF					GRM1555C1H8R5BA01#		
			7.2pF	±0.05pF	GRM1555C1H7R2WA01#					±0.25pF	GRM1555C1H8R5CA01#	
				±0.1pF	GRM1555C1H7R2BA01#				±0.5pF	GRM1555C1H8R5DA01#		
				±0.25pF	GRM1555C1H7R2CA01#				8.6pF	±0.05pF	GRM1555C1H8R6WA01#	
			±0.5pF	GRM1555C1H7R2DA01#	±0.1pF					GRM1555C1H8R6BA01#		
			7.3pF	±0.05pF	GRM1555C1H7R3WA01#					±0.25pF	GRM1555C1H8R6CA01#	
				±0.1pF	GRM1555C1H7R3BA01#				±0.5pF	GRM1555C1H8R6DA01#		
				±0.25pF	GRM1555C1H7R3CA01#				8.7pF	±0.05pF	GRM1555C1H8R7WA01#	
			±0.5pF	GRM1555C1H7R3DA01#	±0.1pF					GRM1555C1H8R7BA01#		
			7.4pF	±0.05pF	GRM1555C1H7R4WA01#					±0.25pF	GRM1555C1H8R7CA01#	
				±0.1pF	GRM1555C1H7R4BA01#				±0.5pF	GRM1555C1H8R7DA01#		
				±0.25pF	GRM1555C1H7R4CA01#				8.8pF	±0.05pF	GRM1555C1H8R8WA01#	

Part number # indicates the package specification code.

GRM Series
 GJM Series
 GMA Series
 GMD Series
 GQM Series
 GR3 Series
 GRJ Series
 LLA Series
 LLL Series
 LLM Series
 LLP Series
 KRM Series
 KR3 Series
 NFM Series
 GCH Series
 ⚠Caution/
 Notice

GRM Series Temperature Compensating Type Part Number List

(→ 1.0×0.5mm)

T max.	Rated Voltage	TC Code	Cap.	Tol.	Part Number	T max.	Rated Voltage	TC Code	Cap.	Tol.	Part Number	
0.55mm	50Vdc	COG	8.8pF	±0.1pF	GRM1555C1H8R8BA01#	0.55mm	50Vdc	COG	18pF	±5%	GRM1555C1H180JA01#	
				±0.25pF	GRM1555C1H8R8CA01#					22pF	±2%	GRM1555C1H220GA01#
				±0.5pF	GRM1555C1H8R8DA01#						±5%	GRM1555C1H220JA01#
			8.9pF	±0.05pF	GRM1555C1H8R9WA01#				27pF	±2%	GRM1555C1H270GA01#	
				±0.1pF	GRM1555C1H8R9BA01#					±5%	GRM1555C1H270JA01#	
				±0.25pF	GRM1555C1H8R9CA01#				33pF	±2%	GRM1555C1H330GA01#	
			±0.5pF	GRM1555C1H8R9DA01#	±5%					GRM1555C1H330JA01#		
			9.0pF	±0.05pF	GRM1555C1H9R0WA01#				39pF	±2%	GRM1555C1H390GA01#	
				±0.1pF	GRM1555C1H9R0BA01#					±5%	GRM1555C1H390JA01#	
				±0.25pF	GRM1555C1H9R0CA01#				47pF	±2%	GRM1555C1H470GA01#	
				±0.5pF	GRM1555C1H9R0DA01#					±5%	GRM1555C1H470JA01#	
			9.1pF	±0.05pF	GRM1555C1H9R1WA01#				56pF	±2%	GRM1555C1H560GA01#	
				±0.1pF	GRM1555C1H9R1BA01#					±5%	GRM1555C1H560JA01#	
				±0.25pF	GRM1555C1H9R1CA01#				68pF	±2%	GRM1555C1H680GA01#	
				±0.5pF	GRM1555C1H9R1DA01#					±5%	GRM1555C1H680JA01#	
			9.2pF	±0.05pF	GRM1555C1H9R2WA01#				82pF	±2%	GRM1555C1H820GA01#	
				±0.1pF	GRM1555C1H9R2BA01#					±5%	GRM1555C1H820JA01#	
				±0.25pF	GRM1555C1H9R2CA01#				100pF	±2%	GRM1555C1H101GA01#	
				±0.5pF	GRM1555C1H9R2DA01#					±5%	GRM1555C1H101JA01#	
			9.3pF	±0.05pF	GRM1555C1H9R3WA01#				120pF	±2%	GRM1555C1H121GA01#	
				±0.1pF	GRM1555C1H9R3BA01#					±5%	GRM1555C1H121JA01#	
				±0.25pF	GRM1555C1H9R3CA01#				150pF	±2%	GRM1555C1H151GA01#	
				±0.5pF	GRM1555C1H9R3DA01#					±5%	GRM1555C1H151JA01#	
			9.4pF	±0.05pF	GRM1555C1H9R4WA01#				180pF	±2%	GRM1555C1H181GA01#	
				±0.1pF	GRM1555C1H9R4BA01#					±5%	GRM1555C1H181JA01#	
				±0.25pF	GRM1555C1H9R4CA01#				220pF	±2%	GRM1555C1H221GA01#	
				±0.5pF	GRM1555C1H9R4DA01#					±5%	GRM1555C1H221JA01#	
			9.5pF	±0.05pF	GRM1555C1H9R5WA01#				270pF	±2%	GRM1555C1H271GA01#	
				±0.1pF	GRM1555C1H9R5BA01#					±5%	GRM1555C1H271JA01#	
				±0.25pF	GRM1555C1H9R5CA01#				330pF	±2%	GRM1555C1H331GA01#	
				±0.5pF	GRM1555C1H9R5DA01#					±5%	GRM1555C1H331JA01#	
			9.6pF	±0.05pF	GRM1555C1H9R6WA01#				390pF	±2%	GRM1555C1H391GA01#	
				±0.1pF	GRM1555C1H9R6BA01#					±5%	GRM1555C1H391JA01#	
				±0.25pF	GRM1555C1H9R6CA01#				470pF	±2%	GRM1555C1H471GA01#	
				±0.5pF	GRM1555C1H9R6DA01#					±5%	GRM1555C1H471JA01#	
			9.7pF	±0.05pF	GRM1555C1H9R7WA01#				560pF	±2%	GRM1555C1H561GA01#	
				±0.1pF	GRM1555C1H9R7BA01#					±5%	GRM1555C1H561JA01#	
				±0.25pF	GRM1555C1H9R7CA01#				680pF	±2%	GRM1555C1H681GA01#	
				±0.5pF	GRM1555C1H9R7DA01#					±5%	GRM1555C1H681JA01#	
			9.8pF	±0.05pF	GRM1555C1H9R8WA01#				820pF	±2%	GRM1555C1H821GA01#	
				±0.1pF	GRM1555C1H9R8BA01#					±5%	GRM1555C1H821JA01#	
				±0.25pF	GRM1555C1H9R8CA01#				1000pF	±2%	GRM1555C1H102GA01#	
				±0.5pF	GRM1555C1H9R8DA01#					±5%	GRM1555C1H102JA01#	
			9.9pF	±0.05pF	GRM1555C1H9R9WA01#				CK	±0.05pF	GRM1554C1HR10WA01#	
				±0.1pF	GRM1555C1H9R9BA01#					±0.05pF	GRM1554C1HR20WA01#	
				±0.25pF	GRM1555C1H9R9CA01#					±0.1pF	GRM1554C1HR20BA01#	
				±0.5pF	GRM1555C1H9R9DA01#					±0.05pF	GRM1554C1HR30WA01#	
			10pF	±2%	GRM1555C1H100GA01#				±0.1pF	GRM1554C1HR30BA01#		
				±5%	GRM1555C1H100JA01#				0.40pF	±0.05pF	GRM1554C1HR40WA01#	
			12pF	±2%	GRM1555C1H120GA01#					±0.1pF	GRM1554C1HR40BA01#	
				±5%	GRM1555C1H120JA01#				0.50pF	±0.05pF	GRM1554C1HR50WA01#	
			15pF	±2%	GRM1555C1H150GA01#					±0.1pF	GRM1554C1HR50BA01#	
				±5%	GRM1555C1H150JA01#				0.60pF	±0.05pF	GRM1554C1HR60WA01#	
			18pF	±2%	GRM1555C1H180GA01#					±0.1pF	GRM1554C1HR60BA01#	

Part number # indicates the package specification code.

GRM Series
 GJM Series
 GMA Series
 GMD Series
 GQM Series
 GR3 Series
 GRJ Series
 LLA Series
 LLL Series
 LLM Series
 LLR Series
 KRM Series
 KR3 Series
 NFM Series
 GCH Series
 ⚠Caution/ Notice

GRM Series Temperature Compensating Type Part Number List

(→ 1.0×0.5mm)

T max.	Rated Voltage	TC Code	Cap.	Tol.	Part Number	T max.	Rated Voltage	TC Code	Cap.	Tol.	Part Number
0.55mm	50Vdc	CK	0.70pF	±0.05pF	GRM1554C1HR70WA01#	0.55mm	50Vdc	CJ	2.6pF	±0.05pF	GRM1553C1H2R6WA01#
				±0.1pF	GRM1554C1HR70BA01#					±0.05pF	GRM1553C1H2R6BA01#
			0.80pF	±0.05pF	GRM1554C1HR80WA01#					±0.1pF	GRM1553C1H2R6CA01#
				±0.1pF	GRM1554C1HR80BA01#					2.7pF	±0.05pF
			0.90pF	±0.05pF	GRM1554C1HR90WA01#						±0.1pF
				±0.1pF	GRM1554C1HR90BA01#					±0.25pF	GRM1553C1H2R7CA01#
			1.0pF	±0.05pF	GRM1554C1H1R0WA01#				2.8pF	±0.05pF	GRM1553C1H2R8WA01#
				±0.1pF	GRM1554C1H1R0BA01#					±0.1pF	GRM1553C1H2R8BA01#
				±0.25pF	GRM1554C1H1R0CA01#					±0.25pF	GRM1553C1H2R8CA01#
			1.1pF	±0.05pF	GRM1554C1H1R1WA01#				2.9pF	±0.05pF	GRM1553C1H2R9WA01#
				±0.1pF	GRM1554C1H1R1BA01#					±0.1pF	GRM1553C1H2R9BA01#
				±0.25pF	GRM1554C1H1R1CA01#					±0.25pF	GRM1553C1H2R9CA01#
			1.2pF	±0.05pF	GRM1554C1H1R2WA01#				3.0pF	±0.05pF	GRM1553C1H3R0WA01#
				±0.1pF	GRM1554C1H1R2BA01#					±0.1pF	GRM1553C1H3R0BA01#
				±0.25pF	GRM1554C1H1R2CA01#					±0.25pF	GRM1553C1H3R0CA01#
			1.3pF	±0.05pF	GRM1554C1H1R3WA01#				3.1pF	±0.05pF	GRM1553C1H3R1WA01#
				±0.1pF	GRM1554C1H1R3BA01#					±0.1pF	GRM1553C1H3R1BA01#
				±0.25pF	GRM1554C1H1R3CA01#					±0.25pF	GRM1553C1H3R1CA01#
			1.4pF	±0.05pF	GRM1554C1H1R4WA01#				3.2pF	±0.05pF	GRM1553C1H3R2WA01#
				±0.1pF	GRM1554C1H1R4BA01#					±0.1pF	GRM1553C1H3R2BA01#
				±0.25pF	GRM1554C1H1R4CA01#					±0.25pF	GRM1553C1H3R2CA01#
			1.5pF	±0.05pF	GRM1554C1H1R5WA01#				3.3pF	±0.05pF	GRM1553C1H3R3WA01#
				±0.1pF	GRM1554C1H1R5BA01#					±0.1pF	GRM1553C1H3R3BA01#
				±0.25pF	GRM1554C1H1R5CA01#					±0.25pF	GRM1553C1H3R3CA01#
		1.6pF	±0.05pF	GRM1554C1H1R6WA01#	3.4pF	±0.05pF	GRM1553C1H3R4WA01#				
			±0.1pF	GRM1554C1H1R6BA01#		±0.1pF	GRM1553C1H3R4BA01#				
			±0.25pF	GRM1554C1H1R6CA01#		±0.25pF	GRM1553C1H3R4CA01#				
		1.7pF	±0.05pF	GRM1554C1H1R7WA01#	3.5pF	±0.05pF	GRM1553C1H3R5WA01#				
			±0.1pF	GRM1554C1H1R7BA01#		±0.1pF	GRM1553C1H3R5BA01#				
			±0.25pF	GRM1554C1H1R7CA01#		±0.25pF	GRM1553C1H3R5CA01#				
		1.8pF	±0.05pF	GRM1554C1H1R8WA01#	3.6pF	±0.05pF	GRM1553C1H3R6WA01#				
			±0.1pF	GRM1554C1H1R8BA01#		±0.1pF	GRM1553C1H3R6BA01#				
			±0.25pF	GRM1554C1H1R8CA01#		±0.25pF	GRM1553C1H3R6CA01#				
		1.9pF	±0.05pF	GRM1554C1H1R9WA01#	3.7pF	±0.05pF	GRM1553C1H3R7WA01#				
			±0.1pF	GRM1554C1H1R9BA01#		±0.1pF	GRM1553C1H3R7BA01#				
			±0.25pF	GRM1554C1H1R9CA01#		±0.25pF	GRM1553C1H3R7CA01#				
		2.0pF	±0.05pF	GRM1554C1H2R0WA01#	3.8pF	±0.05pF	GRM1553C1H3R8WA01#				
			±0.1pF	GRM1554C1H2R0BA01#		±0.1pF	GRM1553C1H3R8BA01#				
			±0.25pF	GRM1554C1H2R0CA01#		±0.25pF	GRM1553C1H3R8CA01#				
		2.1pF	±0.05pF	GRM1553C1H2R1WA01#	3.9pF	±0.05pF	GRM1553C1H3R9WA01#				
			±0.1pF	GRM1553C1H2R1BA01#		±0.1pF	GRM1553C1H3R9BA01#				
			±0.25pF	GRM1553C1H2R1CA01#		±0.25pF	GRM1553C1H3R9CA01#				
		2.2pF	±0.05pF	GRM1553C1H2R2WA01#	CH	4.0pF	±0.05pF	GRM1552C1H4R0WA01#			
			±0.1pF	GRM1553C1H2R2BA01#			±0.1pF	GRM1552C1H4R0BA01#			
			±0.25pF	GRM1553C1H2R2CA01#			±0.25pF	GRM1552C1H4R0CA01#			
		2.3pF	±0.05pF	GRM1553C1H2R3WA01#	4.1pF	±0.05pF	GRM1552C1H4R1WA01#				
			±0.1pF	GRM1553C1H2R3BA01#		±0.1pF	GRM1552C1H4R1BA01#				
			±0.25pF	GRM1553C1H2R3CA01#		±0.25pF	GRM1552C1H4R1CA01#				
2.4pF	±0.05pF	GRM1553C1H2R4WA01#	4.2pF	±0.05pF	GRM1552C1H4R2WA01#						
	±0.1pF	GRM1553C1H2R4BA01#		±0.1pF	GRM1552C1H4R2BA01#						
	±0.25pF	GRM1553C1H2R4CA01#		±0.25pF	GRM1552C1H4R2CA01#						
2.5pF	±0.05pF	GRM1553C1H2R5WA01#	4.3pF	±0.05pF	GRM1552C1H4R3WA01#						
	±0.1pF	GRM1553C1H2R5BA01#		±0.1pF	GRM1552C1H4R3BA01#						
	±0.25pF	GRM1553C1H2R5CA01#		±0.25pF	GRM1552C1H4R3CA01#						

Part number # indicates the package specification code.

GRM Series Temperature Compensating Type Part Number List

(→ 1.0×0.5mm)

T max.	Rated Voltage	TC Code	Cap.	Tol.	Part Number
0.55mm	50Vdc	CH	4.4pF	±0.05pF	GRM1552C1H4R4WA01#
				±0.1pF	GRM1552C1H4R4BA01#
				±0.25pF	GRM1552C1H4R4CA01#
			4.5pF	±0.05pF	GRM1552C1H4R5WA01#
				±0.1pF	GRM1552C1H4R5BA01#
				±0.25pF	GRM1552C1H4R5CA01#
			4.6pF	±0.05pF	GRM1552C1H4R6WA01#
				±0.1pF	GRM1552C1H4R6BA01#
				±0.25pF	GRM1552C1H4R6CA01#
			4.7pF	±0.05pF	GRM1552C1H4R7WA01#
				±0.1pF	GRM1552C1H4R7BA01#
				±0.25pF	GRM1552C1H4R7CA01#
			4.8pF	±0.05pF	GRM1552C1H4R8WA01#
				±0.1pF	GRM1552C1H4R8BA01#
				±0.25pF	GRM1552C1H4R8CA01#
			4.9pF	±0.05pF	GRM1552C1H4R9WA01#
				±0.1pF	GRM1552C1H4R9BA01#
				±0.25pF	GRM1552C1H4R9CA01#
			5.0pF	±0.05pF	GRM1552C1H5R0WA01#
				±0.1pF	GRM1552C1H5R0BA01#
				±0.25pF	GRM1552C1H5R0CA01#
			5.1pF	±0.05pF	GRM1552C1H5R1WA01#
				±0.1pF	GRM1552C1H5R1BA01#
				±0.25pF	GRM1552C1H5R1CA01#
				±0.5pF	GRM1552C1H5R1DA01#
			5.2pF	±0.05pF	GRM1552C1H5R2WA01#
				±0.1pF	GRM1552C1H5R2BA01#
				±0.25pF	GRM1552C1H5R2CA01#
				±0.5pF	GRM1552C1H5R2DA01#
			5.3pF	±0.05pF	GRM1552C1H5R3WA01#
				±0.1pF	GRM1552C1H5R3BA01#
				±0.25pF	GRM1552C1H5R3CA01#
				±0.5pF	GRM1552C1H5R3DA01#
			5.4pF	±0.05pF	GRM1552C1H5R4WA01#
				±0.1pF	GRM1552C1H5R4BA01#
				±0.25pF	GRM1552C1H5R4CA01#
				±0.5pF	GRM1552C1H5R4DA01#
			5.5pF	±0.05pF	GRM1552C1H5R5WA01#
				±0.1pF	GRM1552C1H5R5BA01#
				±0.25pF	GRM1552C1H5R5CA01#
				±0.5pF	GRM1552C1H5R5DA01#
			5.6pF	±0.05pF	GRM1552C1H5R6WA01#
				±0.1pF	GRM1552C1H5R6BA01#
				±0.25pF	GRM1552C1H5R6CA01#
				±0.5pF	GRM1552C1H5R6DA01#
			5.7pF	±0.05pF	GRM1552C1H5R7WA01#
				±0.1pF	GRM1552C1H5R7BA01#
				±0.25pF	GRM1552C1H5R7CA01#
				±0.5pF	GRM1552C1H5R7DA01#
			5.8pF	±0.05pF	GRM1552C1H5R8WA01#
				±0.1pF	GRM1552C1H5R8BA01#
				±0.25pF	GRM1552C1H5R8CA01#
				±0.5pF	GRM1552C1H5R8DA01#
			5.9pF	±0.05pF	GRM1552C1H5R9WA01#

T max.	Rated Voltage	TC Code	Cap.	Tol.	Part Number
0.55mm	50Vdc	CH	5.9pF	±0.1pF	GRM1552C1H5R9BA01#
				±0.25pF	GRM1552C1H5R9CA01#
				±0.5pF	GRM1552C1H5R9DA01#
			6.0pF	±0.05pF	GRM1552C1H6R0WA01#
				±0.1pF	GRM1552C1H6R0BA01#
				±0.25pF	GRM1552C1H6R0CA01#
				±0.5pF	GRM1552C1H6R0DA01#
			6.1pF	±0.05pF	GRM1552C1H6R1WA01#
				±0.1pF	GRM1552C1H6R1BA01#
				±0.25pF	GRM1552C1H6R1CA01#
			6.2pF	±0.05pF	GRM1552C1H6R2WA01#
				±0.1pF	GRM1552C1H6R2BA01#
				±0.25pF	GRM1552C1H6R2CA01#
			6.3pF	±0.05pF	GRM1552C1H6R3WA01#
				±0.1pF	GRM1552C1H6R3BA01#
				±0.25pF	GRM1552C1H6R3CA01#
			6.4pF	±0.05pF	GRM1552C1H6R4WA01#
				±0.1pF	GRM1552C1H6R4BA01#
				±0.25pF	GRM1552C1H6R4CA01#
			6.5pF	±0.05pF	GRM1552C1H6R5WA01#
				±0.1pF	GRM1552C1H6R5BA01#
				±0.25pF	GRM1552C1H6R5CA01#
				±0.5pF	GRM1552C1H6R5DA01#
			6.6pF	±0.05pF	GRM1552C1H6R6WA01#
				±0.1pF	GRM1552C1H6R6BA01#
				±0.25pF	GRM1552C1H6R6CA01#
				±0.5pF	GRM1552C1H6R6DA01#
			6.7pF	±0.05pF	GRM1552C1H6R7WA01#
				±0.1pF	GRM1552C1H6R7BA01#
				±0.25pF	GRM1552C1H6R7CA01#
				±0.5pF	GRM1552C1H6R7DA01#
			6.8pF	±0.05pF	GRM1552C1H6R8WA01#
				±0.1pF	GRM1552C1H6R8BA01#
				±0.25pF	GRM1552C1H6R8CA01#
				±0.5pF	GRM1552C1H6R8DA01#
			6.9pF	±0.05pF	GRM1552C1H6R9WA01#
				±0.1pF	GRM1552C1H6R9BA01#
				±0.25pF	GRM1552C1H6R9CA01#
			7.0pF	±0.05pF	GRM1552C1H7R0WA01#
				±0.1pF	GRM1552C1H7R0BA01#
				±0.25pF	GRM1552C1H7R0CA01#
			7.1pF	±0.05pF	GRM1552C1H7R1WA01#
				±0.1pF	GRM1552C1H7R1BA01#
				±0.25pF	GRM1552C1H7R1CA01#
				±0.5pF	GRM1552C1H7R1DA01#
			7.2pF	±0.05pF	GRM1552C1H7R2WA01#
				±0.1pF	GRM1552C1H7R2BA01#
				±0.25pF	GRM1552C1H7R2CA01#

Part number # indicates the package specification code.

GRM Series
 GJM Series
 GVA Series
 GMD Series
 GQM Series
 GR3 Series
 GRJ Series
 LLA Series
 LLL Series
 LLM Series
 LLR Series
 KRM Series
 KR3 Series
 NFM Series
 GCH Series
 ⚠Caution/ Notice

GRM Series Temperature Compensating Type Part Number List

(→ 1.0×0.5mm)

T max.	Rated Voltage	TC Code	Cap.	Tol.	Part Number
0.55mm	50Vdc	CH	7.2pF	±0.5pF	GRM1552C1H7R2DA01#
				±0.05pF	GRM1552C1H7R3WA01#
					±0.1pF
			±0.25pF		GRM1552C1H7R3CA01#
			7.3pF	±0.5pF	GRM1552C1H7R3DA01#
				±0.05pF	GRM1552C1H7R4WA01#
				±0.1pF	GRM1552C1H7R4BA01#
			7.4pF	±0.25pF	GRM1552C1H7R4CA01#
				±0.5pF	GRM1552C1H7R4DA01#
				±0.05pF	GRM1552C1H7R5WA01#
			7.5pF	±0.1pF	GRM1552C1H7R5BA01#
				±0.25pF	GRM1552C1H7R5CA01#
				±0.5pF	GRM1552C1H7R5DA01#
			7.6pF	±0.05pF	GRM1552C1H7R6WA01#
				±0.1pF	GRM1552C1H7R6BA01#
				±0.25pF	GRM1552C1H7R6CA01#
			7.7pF	±0.5pF	GRM1552C1H7R6DA01#
				±0.05pF	GRM1552C1H7R7WA01#
				±0.1pF	GRM1552C1H7R7BA01#
			7.8pF	±0.25pF	GRM1552C1H7R7CA01#
				±0.5pF	GRM1552C1H7R7DA01#
				±0.05pF	GRM1552C1H7R8WA01#
			7.9pF	±0.1pF	GRM1552C1H7R8BA01#
				±0.25pF	GRM1552C1H7R8CA01#
				±0.5pF	GRM1552C1H7R8DA01#
			8.0pF	±0.05pF	GRM1552C1H7R9WA01#
				±0.1pF	GRM1552C1H7R9BA01#
				±0.25pF	GRM1552C1H7R9CA01#
			8.1pF	±0.5pF	GRM1552C1H7R9DA01#
				±0.05pF	GRM1552C1H8R0WA01#
				±0.1pF	GRM1552C1H8R0BA01#
			8.2pF	±0.25pF	GRM1552C1H8R0CA01#
				±0.5pF	GRM1552C1H8R0DA01#
				±0.05pF	GRM1552C1H8R1WA01#
			8.3pF	±0.1pF	GRM1552C1H8R1BA01#
				±0.25pF	GRM1552C1H8R1CA01#
				±0.5pF	GRM1552C1H8R1DA01#
			8.4pF	±0.05pF	GRM1552C1H8R2WA01#
				±0.1pF	GRM1552C1H8R2BA01#
				±0.25pF	GRM1552C1H8R2CA01#
			8.5pF	±0.5pF	GRM1552C1H8R2DA01#
				±0.05pF	GRM1552C1H8R3WA01#
				±0.1pF	GRM1552C1H8R3BA01#
			8.6pF	±0.25pF	GRM1552C1H8R3CA01#
				±0.5pF	GRM1552C1H8R3DA01#
				±0.05pF	GRM1552C1H8R4WA01#
			8.7pF	±0.1pF	GRM1552C1H8R4BA01#
				±0.25pF	GRM1552C1H8R4CA01#
				±0.5pF	GRM1552C1H8R4DA01#
			8.8pF	±0.05pF	GRM1552C1H8R5WA01#
				±0.1pF	GRM1552C1H8R5BA01#
				±0.25pF	GRM1552C1H8R5CA01#
			8.9pF	±0.5pF	GRM1552C1H8R5DA01#
				±0.05pF	GRM1552C1H8R6WA01#
±0.1pF	GRM1552C1H8R6BA01#				
9.0pF	±0.25pF	GRM1552C1H8R6CA01#			
	±0.5pF	GRM1552C1H8R6DA01#			
	±0.05pF	GRM1552C1H8R7WA01#			
9.1pF	±0.1pF	GRM1552C1H8R7BA01#			
	±0.25pF	GRM1552C1H8R7CA01#			
	±0.5pF	GRM1552C1H8R7DA01#			
9.2pF	±0.05pF	GRM1552C1H8R8WA01#			
	±0.1pF	GRM1552C1H8R8BA01#			
	±0.25pF	GRM1552C1H8R8CA01#			
9.3pF	±0.5pF	GRM1552C1H8R8DA01#			
	±0.05pF	GRM1552C1H8R9WA01#			
	±0.1pF	GRM1552C1H8R9BA01#			
9.4pF	±0.25pF	GRM1552C1H8R9CA01#			
	±0.5pF	GRM1552C1H8R9DA01#			
	±0.05pF	GRM1552C1H9R0WA01#			
9.5pF	±0.1pF	GRM1552C1H9R0BA01#			
	±0.25pF	GRM1552C1H9R0CA01#			
	±0.5pF	GRM1552C1H9R0DA01#			
9.6pF	±0.05pF	GRM1552C1H9R1WA01#			
	±0.1pF	GRM1552C1H9R1BA01#			
	±0.25pF	GRM1552C1H9R1CA01#			
9.7pF	±0.5pF	GRM1552C1H9R1DA01#			
	±0.05pF	GRM1552C1H9R2WA01#			
	±0.1pF	GRM1552C1H9R2BA01#			
9.8pF	±0.25pF	GRM1552C1H9R2CA01#			
	±0.5pF	GRM1552C1H9R2DA01#			
	±0.05pF	GRM1552C1H9R3WA01#			
9.9pF	±0.1pF	GRM1552C1H9R3BA01#			
	±0.25pF	GRM1552C1H9R3CA01#			
	±0.5pF	GRM1552C1H9R3DA01#			

T max.	Rated Voltage	TC Code	Cap.	Tol.	Part Number
0.55mm	50Vdc	CH	8.6pF	±0.1pF	GRM1552C1H8R6BA01#
				±0.25pF	GRM1552C1H8R6CA01#
				±0.5pF	GRM1552C1H8R6DA01#
			8.7pF	±0.05pF	GRM1552C1H8R7WA01#
				±0.1pF	GRM1552C1H8R7BA01#
				±0.25pF	GRM1552C1H8R7CA01#
			8.8pF	±0.5pF	GRM1552C1H8R7DA01#
				±0.05pF	GRM1552C1H8R8WA01#
				±0.1pF	GRM1552C1H8R8BA01#
			8.9pF	±0.25pF	GRM1552C1H8R8CA01#
				±0.5pF	GRM1552C1H8R8DA01#
				±0.05pF	GRM1552C1H8R9WA01#
			9.0pF	±0.1pF	GRM1552C1H8R9BA01#
				±0.25pF	GRM1552C1H8R9CA01#
				±0.5pF	GRM1552C1H8R9DA01#
			9.1pF	±0.05pF	GRM1552C1H9R0WA01#
				±0.1pF	GRM1552C1H9R0BA01#
				±0.25pF	GRM1552C1H9R0CA01#
			9.2pF	±0.5pF	GRM1552C1H9R0DA01#
				±0.05pF	GRM1552C1H9R1WA01#
				±0.1pF	GRM1552C1H9R1BA01#
			9.3pF	±0.25pF	GRM1552C1H9R1CA01#
				±0.5pF	GRM1552C1H9R1DA01#
				±0.05pF	GRM1552C1H9R2WA01#
			9.4pF	±0.1pF	GRM1552C1H9R2BA01#
				±0.25pF	GRM1552C1H9R2CA01#
				±0.5pF	GRM1552C1H9R2DA01#
			9.5pF	±0.05pF	GRM1552C1H9R3WA01#
				±0.1pF	GRM1552C1H9R3BA01#
				±0.25pF	GRM1552C1H9R3CA01#
			9.6pF	±0.5pF	GRM1552C1H9R3DA01#
				±0.05pF	GRM1552C1H9R4WA01#
				±0.1pF	GRM1552C1H9R4BA01#
			9.7pF	±0.25pF	GRM1552C1H9R4CA01#
				±0.5pF	GRM1552C1H9R4DA01#
				±0.05pF	GRM1552C1H9R5WA01#
			9.8pF	±0.1pF	GRM1552C1H9R5BA01#
				±0.25pF	GRM1552C1H9R5CA01#
				±0.5pF	GRM1552C1H9R5DA01#
			9.9pF	±0.05pF	GRM1552C1H9R6WA01#
				±0.1pF	GRM1552C1H9R6BA01#
				±0.25pF	GRM1552C1H9R6CA01#
			9.9pF	±0.5pF	GRM1552C1H9R6DA01#
				±0.05pF	GRM1552C1H9R7WA01#
				±0.1pF	GRM1552C1H9R7BA01#
			9.9pF	±0.25pF	GRM1552C1H9R7CA01#
				±0.5pF	GRM1552C1H9R7DA01#
				±0.05pF	GRM1552C1H9R8WA01#
			9.9pF	±0.1pF	GRM1552C1H9R8BA01#
				±0.25pF	GRM1552C1H9R8CA01#
				±0.5pF	GRM1552C1H9R8DA01#
			9.9pF	±0.05pF	GRM1552C1H9R9WA01#
				±0.1pF	GRM1552C1H9R9BA01#
				±0.25pF	GRM1552C1H9R9CA01#

Part number # indicates the package specification code.

GRM Series Temperature Compensating Type Part Number List

(→ 1.0×0.5mm)

T max.	Rated Voltage	TC Code	Cap.	Tol.	Part Number
0.55mm	50Vdc	CH	9.9pF	±0.5pF	GRM1552C1H9R9DA01#
				±2%	GRM1552C1H100GA01#
			10pF	±5%	GRM1552C1H100JA01#
				±2%	GRM1552C1H120GA01#
			12pF	±5%	GRM1552C1H120JA01#
				±2%	GRM1552C1H150GA01#
			15pF	±5%	GRM1552C1H150JA01#
				±2%	GRM1552C1H180GA01#
			18pF	±5%	GRM1552C1H180JA01#
				±2%	GRM1552C1H220GA01#
			22pF	±5%	GRM1552C1H220JA01#
				±2%	GRM1552C1H270GA01#
			27pF	±5%	GRM1552C1H270JA01#
				±2%	GRM1552C1H330GA01#
			33pF	±5%	GRM1552C1H330JA01#
				±2%	GRM1552C1H390GA01#
			39pF	±5%	GRM1552C1H390JA01#
				±2%	GRM1552C1H470GA01#
			47pF	±5%	GRM1552C1H470JA01#
				±2%	GRM1552C1H560GA01#
			56pF	±5%	GRM1552C1H560JA01#
				±2%	GRM1552C1H680GA01#
			68pF	±5%	GRM1552C1H680JA01#
				±2%	GRM1552C1H820GA01#
			82pF	±5%	GRM1552C1H820JA01#
				±2%	GRM1552C1H101GA01#
			100pF	±5%	GRM1552C1H101JA01#
				±2%	GRM1552C1H121GA01#
			120pF	±5%	GRM1552C1H121JA01#
				±2%	GRM1552C1H151GA01#
			150pF	±5%	GRM1552C1H151JA01#
				±2%	GRM1552C1H181GA01#
			180pF	±5%	GRM1552C1H181JA01#
				±2%	GRM1552C1H221GA01#
			220pF	±5%	GRM1552C1H221JA01#
				±2%	GRM1552C1H271GA01#
			270pF	±5%	GRM1552C1H271JA01#
				±2%	GRM1552C1H331GA01#
			330pF	±5%	GRM1552C1H331JA01#
				±2%	GRM1552C1H391GA01#
			390pF	±5%	GRM1552C1H391JA01#
				±2%	GRM1552C1H471GA01#
			470pF	±5%	GRM1552C1H471JA01#
				±2%	GRM1552C1H561GA01#
			560pF	±5%	GRM1552C1H561JA01#
				±2%	GRM1552C1H681GA01#
			680pF	±5%	GRM1552C1H681JA01#
				±2%	GRM1552C1H821GA01#
820pF	±5%	GRM1552C1H821JA01#			
	±2%	GRM1552C1H102GA01#			
1000pF	±5%	GRM1552C1H102JA01#			
	±2%	GRM1551X1A122JA01#			
10Vdc	SL	1500pF	±5%	GRM1551X1A152JA01#	
		1800pF	±5%	GRM1551X1A182JA01#	

T max.	Rated Voltage	TC Code	Cap.	Tol.	Part Number	
0.55mm	10Vdc	SL	2200pF	±5%	GRM1551X1A222JA01#	
			2700pF	±5%	GRM1551X1A272JA01#	
			3300pF	±5%	GRM1551X1A332JA01#	
			3900pF	±5%	GRM1551X1A392JA01#	
			4700pF	±5%	GRM1551X1A472JA01#	
			U2J	1200pF	±5%	GRM1557U1A122JA01#
				1500pF	±5%	GRM1557U1A152JA01#
				1800pF	±5%	GRM1557U1A182JA01#
				2200pF	±5%	GRM1557U1A222JA01#
				2700pF	±5%	GRM1557U1A272JA01#
				3300pF	±5%	GRM1557U1A332JA01#
			UJ	3900pF	±5%	GRM1557U1A392JA01#
				4700pF	±5%	GRM1557U1A472JA01#
				1200pF	±5%	GRM1553U1A122JA01#
				1500pF	±5%	GRM1553U1A152JA01#
		1800pF		±5%	GRM1553U1A182JA01#	
		2200pF		±5%	GRM1553U1A222JA01#	
		2700pF		±5%	GRM1553U1A272JA01#	
		3300pF		±5%	GRM1553U1A332JA01#	
		3900pF		±5%	GRM1553U1A392JA01#	
		4700pF	±5%	GRM1553U1A472JA01#		

1.6×0.8mm

T max.	Rated Voltage	TC Code	Cap.	Tol.	Part Number	
0.5mm	50Vdc	SL	2200pF	±5%	GRM1851X1H222JA44#	
			2700pF	±5%	GRM1851X1H272JA44#	
			3300pF	±5%	GRM1851X1H332JA44#	
			3900pF	±5%	GRM1851X1H392JA44#	
			4700pF	±5%	GRM1851X1H472JA44#	
			U2J	2200pF	±5%	GRM1857U1H222JA44#
		2700pF		±5%	GRM1857U1H272JA44#	
		3300pF		±5%	GRM1857U1H332JA44#	
		3900pF		±5%	GRM1857U1H392JA44#	
		4700pF		±5%	GRM1857U1H472JA44#	
		UJ		2200pF	±5%	GRM1853U1H222JA44#
			2700pF	±5%	GRM1853U1H272JA44#	
			3300pF	±5%	GRM1853U1H332JA44#	
		10Vdc	SL	3900pF	±5%	GRM1853U1H392JA44#
				4700pF	±5%	GRM1853U1H472JA44#
	5600pF			±5%	GRM1851X1A562JA44#	
	U2J		6800pF	±5%	GRM1851X1A682JA44#	
			8200pF	±5%	GRM1851X1A822JA44#	
			10000pF	±5%	GRM1851X1A103JA44#	
			5600pF	±5%	GRM1857U1A562JA44#	
			6800pF	±5%	GRM1857U1A682JA44#	
			8200pF	±5%	GRM1857U1A822JA44#	
	UJ	10000pF	±5%	GRM1857U1A103JA44#		
		5600pF	±5%	GRM1853U1A562JA44#		
		6800pF	±5%	GRM1853U1A682JA44#		
	0.9mm	100Vdc	COG	0.50pF	±0.05pF	GRM1885C2AR50WA01#

Part number # indicates the package specification code.

GRM Series
 GJM Series
 GVA Series
 GMD Series
 GQM Series
 GR3 Series
 GRJ Series
 LLA Series
 LLL Series
 LLM Series
 LLR Series
 KRM Series
 KR3 Series
 NFM Series
 GCH Series
 ⚠Caution/ Notice

GRM Series Temperature Compensating Type Part Number List

(→ 1.6×0.8mm)

T max.	Rated Voltage	TC Code	Cap.	Tol.	Part Number	T max.	Rated Voltage	TC Code	Cap.	Tol.	Part Number
0.9mm	100Vdc	COG	0.50pF	±0.1pF	GRM1885C2AR50BA01#	0.9mm	100Vdc	COG	2.5pF	±0.05pF	GRM1885C2A2R5WA01#
				±0.05pF	GRM1885C2AR60WA01#					±0.1pF	GRM1885C2A2R5BA01#
				±0.1pF	GRM1885C2AR60BA01#					±0.25pF	GRM1885C2A2R5CA01#
			0.70pF	±0.05pF	GRM1885C2AR70WA01#				2.6pF	±0.05pF	GRM1885C2A2R6WA01#
				±0.1pF	GRM1885C2AR70BA01#					±0.1pF	GRM1885C2A2R6BA01#
				±0.25pF	GRM1885C2AR70CA01#					±0.25pF	GRM1885C2A2R6CA01#
			0.80pF	±0.05pF	GRM1885C2AR80WA01#				2.7pF	±0.05pF	GRM1885C2A2R7WA01#
				±0.1pF	GRM1885C2AR80BA01#					±0.1pF	GRM1885C2A2R7BA01#
				±0.25pF	GRM1885C2AR80CA01#					±0.25pF	GRM1885C2A2R7CA01#
			0.90pF	±0.05pF	GRM1885C2AR90WA01#				2.8pF	±0.05pF	GRM1885C2A2R8WA01#
				±0.1pF	GRM1885C2AR90BA01#					±0.1pF	GRM1885C2A2R8BA01#
				±0.25pF	GRM1885C2AR90CA01#					±0.25pF	GRM1885C2A2R8CA01#
			1.0pF	±0.05pF	GRM1885C2A1R0WA01#				2.9pF	±0.05pF	GRM1885C2A2R9WA01#
				±0.1pF	GRM1885C2A1R0BA01#					±0.1pF	GRM1885C2A2R9BA01#
				±0.25pF	GRM1885C2A1R0CA01#					±0.25pF	GRM1885C2A2R9CA01#
			1.1pF	±0.05pF	GRM1885C2A1R1WA01#				3.0pF	±0.05pF	GRM1885C2A3R0WA01#
				±0.1pF	GRM1885C2A1R1BA01#					±0.1pF	GRM1885C2A3R0BA01#
				±0.25pF	GRM1885C2A1R1CA01#					±0.25pF	GRM1885C2A3R0CA01#
			1.2pF	±0.05pF	GRM1885C2A1R2WA01#				3.1pF	±0.05pF	GRM1885C2A3R1WA01#
				±0.1pF	GRM1885C2A1R2BA01#					±0.1pF	GRM1885C2A3R1BA01#
				±0.25pF	GRM1885C2A1R2CA01#					±0.25pF	GRM1885C2A3R1CA01#
			1.3pF	±0.05pF	GRM1885C2A1R3WA01#				3.2pF	±0.05pF	GRM1885C2A3R2WA01#
				±0.1pF	GRM1885C2A1R3BA01#					±0.1pF	GRM1885C2A3R2BA01#
				±0.25pF	GRM1885C2A1R3CA01#					±0.25pF	GRM1885C2A3R2CA01#
			1.4pF	±0.05pF	GRM1885C2A1R4WA01#				3.3pF	±0.05pF	GRM1885C2A3R3WA01#
				±0.1pF	GRM1885C2A1R4BA01#					±0.1pF	GRM1885C2A3R3BA01#
				±0.25pF	GRM1885C2A1R4CA01#					±0.25pF	GRM1885C2A3R3CA01#
			1.5pF	±0.05pF	GRM1885C2A1R5WA01#				3.4pF	±0.05pF	GRM1885C2A3R4WA01#
				±0.1pF	GRM1885C2A1R5BA01#					±0.1pF	GRM1885C2A3R4BA01#
				±0.25pF	GRM1885C2A1R5CA01#					±0.25pF	GRM1885C2A3R4CA01#
			1.6pF	±0.05pF	GRM1885C2A1R6WA01#				3.5pF	±0.05pF	GRM1885C2A3R5WA01#
				±0.1pF	GRM1885C2A1R6BA01#					±0.1pF	GRM1885C2A3R5BA01#
				±0.25pF	GRM1885C2A1R6CA01#					±0.25pF	GRM1885C2A3R5CA01#
			1.7pF	±0.05pF	GRM1885C2A1R7WA01#				3.6pF	±0.05pF	GRM1885C2A3R6WA01#
				±0.1pF	GRM1885C2A1R7BA01#					±0.1pF	GRM1885C2A3R6BA01#
				±0.25pF	GRM1885C2A1R7CA01#					±0.25pF	GRM1885C2A3R6CA01#
			1.8pF	±0.05pF	GRM1885C2A1R8WA01#				3.7pF	±0.05pF	GRM1885C2A3R7WA01#
				±0.1pF	GRM1885C2A1R8BA01#					±0.1pF	GRM1885C2A3R7BA01#
				±0.25pF	GRM1885C2A1R8CA01#					±0.25pF	GRM1885C2A3R7CA01#
			1.9pF	±0.05pF	GRM1885C2A1R9WA01#				3.8pF	±0.05pF	GRM1885C2A3R8WA01#
				±0.1pF	GRM1885C2A1R9BA01#					±0.1pF	GRM1885C2A3R8BA01#
				±0.25pF	GRM1885C2A1R9CA01#					±0.25pF	GRM1885C2A3R8CA01#
			2.0pF	±0.05pF	GRM1885C2A2R0WA01#				3.9pF	±0.05pF	GRM1885C2A3R9WA01#
				±0.1pF	GRM1885C2A2R0BA01#					±0.1pF	GRM1885C2A3R9BA01#
				±0.25pF	GRM1885C2A2R0CA01#					±0.25pF	GRM1885C2A3R9CA01#
			2.1pF	±0.05pF	GRM1885C2A2R1WA01#				4.0pF	±0.05pF	GRM1885C2A4R0WA01#
				±0.1pF	GRM1885C2A2R1BA01#					±0.1pF	GRM1885C2A4R0BA01#
				±0.25pF	GRM1885C2A2R1CA01#					±0.25pF	GRM1885C2A4R0CA01#
2.2pF	±0.05pF	GRM1885C2A2R2WA01#	4.1pF	±0.05pF	GRM1885C2A4R1WA01#						
	±0.1pF	GRM1885C2A2R2BA01#		±0.1pF	GRM1885C2A4R1BA01#						
	±0.25pF	GRM1885C2A2R2CA01#		±0.25pF	GRM1885C2A4R1CA01#						
2.3pF	±0.05pF	GRM1885C2A2R3WA01#	4.2pF	±0.05pF	GRM1885C2A4R2WA01#						
	±0.1pF	GRM1885C2A2R3BA01#		±0.1pF	GRM1885C2A4R2BA01#						
	±0.25pF	GRM1885C2A2R3CA01#		±0.25pF	GRM1885C2A4R2CA01#						
2.4pF	±0.05pF	GRM1885C2A2R4WA01#									
	±0.1pF	GRM1885C2A2R4BA01#									
	±0.25pF	GRM1885C2A2R4CA01#									

Part number # indicates the package specification code.

GRM Series Temperature Compensating Type Part Number List

(→ 1.6×0.8mm)

T max.	Rated Voltage	TC Code	Cap.	Tol.	Part Number	T max.	Rated Voltage	TC Code	Cap.	Tol.	Part Number
0.9mm	100Vdc	COG	4.3pF	±0.05pF	GRM1885C2A4R3WA01#	0.9mm	100Vdc	COG	5.8pF	±0.25pF	GRM1885C2A5R8CA01#
				±0.1pF	GRM1885C2A4R3BA01#					±0.5pF	GRM1885C2A5R8DA01#
				±0.25pF	GRM1885C2A4R3CA01#					5.9pF	±0.05pF
			4.4pF	±0.05pF	GRM1885C2A4R4WA01#				±0.1pF		GRM1885C2A5R9BA01#
				±0.1pF	GRM1885C2A4R4BA01#				±0.25pF		GRM1885C2A5R9CA01#
				±0.25pF	GRM1885C2A4R4CA01#				6.0pF	±0.5pF	GRM1885C2A5R9DA01#
			4.5pF	±0.05pF	GRM1885C2A4R5WA01#					±0.05pF	GRM1885C2A6R0WA01#
				±0.1pF	GRM1885C2A4R5BA01#					±0.1pF	GRM1885C2A6R0BA01#
				±0.25pF	GRM1885C2A4R5CA01#				±0.25pF	GRM1885C2A6R0CA01#	
			4.6pF	±0.05pF	GRM1885C2A4R6WA01#				±0.5pF	GRM1885C2A6R0DA01#	
				±0.1pF	GRM1885C2A4R6BA01#				6.1pF	±0.05pF	GRM1885C2A6R1WA01#
				±0.25pF	GRM1885C2A4R6CA01#					±0.1pF	GRM1885C2A6R1BA01#
			4.7pF	±0.05pF	GRM1885C2A4R7WA01#					±0.25pF	GRM1885C2A6R1CA01#
				±0.1pF	GRM1885C2A4R7BA01#				±0.5pF	GRM1885C2A6R1DA01#	
				±0.25pF	GRM1885C2A4R7CA01#				6.2pF	±0.05pF	GRM1885C2A6R2WA01#
			4.8pF	±0.05pF	GRM1885C2A4R8WA01#					±0.1pF	GRM1885C2A6R2BA01#
				±0.1pF	GRM1885C2A4R8BA01#					±0.25pF	GRM1885C2A6R2CA01#
				±0.25pF	GRM1885C2A4R8CA01#				±0.5pF	GRM1885C2A6R2DA01#	
			4.9pF	±0.05pF	GRM1885C2A4R9WA01#				6.3pF	±0.05pF	GRM1885C2A6R3WA01#
				±0.1pF	GRM1885C2A4R9BA01#					±0.1pF	GRM1885C2A6R3BA01#
				±0.25pF	GRM1885C2A4R9CA01#					±0.25pF	GRM1885C2A6R3CA01#
			5.0pF	±0.05pF	GRM1885C2A5R0WA01#				±0.5pF	GRM1885C2A6R3DA01#	
				±0.1pF	GRM1885C2A5R0BA01#				6.4pF	±0.05pF	GRM1885C2A6R4WA01#
				±0.25pF	GRM1885C2A5R0CA01#					±0.1pF	GRM1885C2A6R4BA01#
			5.1pF	±0.05pF	GRM1885C2A5R1WA01#					±0.25pF	GRM1885C2A6R4CA01#
				±0.1pF	GRM1885C2A5R1BA01#				±0.5pF	GRM1885C2A6R4DA01#	
				±0.25pF	GRM1885C2A5R1CA01#				6.5pF	±0.05pF	GRM1885C2A6R5WA01#
			±0.5pF	GRM1885C2A5R1DA01#	±0.1pF					GRM1885C2A6R5BA01#	
			5.2pF	±0.05pF	GRM1885C2A5R2WA01#					±0.25pF	GRM1885C2A6R5CA01#
				±0.1pF	GRM1885C2A5R2BA01#				±0.5pF	GRM1885C2A6R5DA01#	
				±0.25pF	GRM1885C2A5R2CA01#				6.6pF	±0.05pF	GRM1885C2A6R6WA01#
			±0.5pF	GRM1885C2A5R2DA01#	±0.1pF					GRM1885C2A6R6BA01#	
			5.3pF	±0.05pF	GRM1885C2A5R3WA01#					±0.25pF	GRM1885C2A6R6CA01#
				±0.1pF	GRM1885C2A5R3BA01#				±0.5pF	GRM1885C2A6R6DA01#	
				±0.25pF	GRM1885C2A5R3CA01#				6.7pF	±0.05pF	GRM1885C2A6R7WA01#
			±0.5pF	GRM1885C2A5R3DA01#	±0.1pF					GRM1885C2A6R7BA01#	
			5.4pF	±0.05pF	GRM1885C2A5R4WA01#					±0.25pF	GRM1885C2A6R7CA01#
				±0.1pF	GRM1885C2A5R4BA01#				±0.5pF	GRM1885C2A6R7DA01#	
				±0.25pF	GRM1885C2A5R4CA01#				6.8pF	±0.05pF	GRM1885C2A6R8WA01#
			±0.5pF	GRM1885C2A5R4DA01#	±0.1pF					GRM1885C2A6R8BA01#	
			5.5pF	±0.05pF	GRM1885C2A5R5WA01#					±0.25pF	GRM1885C2A6R8CA01#
				±0.1pF	GRM1885C2A5R5BA01#				±0.5pF	GRM1885C2A6R8DA01#	
				±0.25pF	GRM1885C2A5R5CA01#				6.9pF	±0.05pF	GRM1885C2A6R9WA01#
			±0.5pF	GRM1885C2A5R5DA01#	±0.1pF					GRM1885C2A6R9BA01#	
			5.6pF	±0.05pF	GRM1885C2A5R6WA01#					±0.25pF	GRM1885C2A6R9CA01#
				±0.1pF	GRM1885C2A5R6BA01#				±0.5pF	GRM1885C2A6R9DA01#	
				±0.25pF	GRM1885C2A5R6CA01#				7.0pF	±0.05pF	GRM1885C2A7R0WA01#
			±0.5pF	GRM1885C2A5R6DA01#	±0.1pF					GRM1885C2A7R0BA01#	
			5.7pF	±0.05pF	GRM1885C2A5R7WA01#					±0.25pF	GRM1885C2A7R0CA01#
				±0.1pF	GRM1885C2A5R7BA01#				±0.5pF	GRM1885C2A7R0DA01#	
				±0.25pF	GRM1885C2A5R7CA01#				7.1pF	±0.05pF	GRM1885C2A7R1WA01#
			±0.5pF	GRM1885C2A5R7DA01#	±0.1pF					GRM1885C2A7R1BA01#	
			5.8pF	±0.05pF	GRM1885C2A5R8WA01#					±0.25pF	GRM1885C2A7R1CA01#
				±0.1pF	GRM1885C2A5R8BA01#				±0.5pF	GRM1885C2A7R1DA01#	

Part number # indicates the package specification code.

GRM Series
 GJM Series
 GVA Series
 GMD Series
 GQM Series
 GR3 Series
 GRJ Series
 LLA Series
 LLL Series
 LLM Series
 LLR Series
 KRM Series
 KR3 Series
 NFM Series
 GCH Series
 ⚠Caution/Notice

GRM Series Temperature Compensating Type Part Number List

(→ 1.6×0.8mm)

T max.	Rated Voltage	TC Code	Cap.	Tol.	Part Number	T max.	Rated Voltage	TC Code	Cap.	Tol.	Part Number	
0.9mm	100Vdc	COG	7.2pF	±0.05pF	GRM1885C2A7R2WA01#	0.9mm	100Vdc	COG	8.5pF	±0.25pF	GRM1885C2A8R5CA01#	
				±0.1pF	GRM1885C2A7R2BA01#					±0.5pF	GRM1885C2A8R5DA01#	
				±0.25pF	GRM1885C2A7R2CA01#					8.6pF	±0.05pF	GRM1885C2A8R6WA01#
				±0.5pF	GRM1885C2A7R2DA01#						±0.1pF	GRM1885C2A8R6BA01#
			7.3pF	±0.05pF	GRM1885C2A7R3WA01#				±0.25pF		GRM1885C2A8R6CA01#	
				±0.1pF	GRM1885C2A7R3BA01#				±0.5pF		GRM1885C2A8R6DA01#	
				±0.25pF	GRM1885C2A7R3CA01#				8.7pF	±0.05pF	GRM1885C2A8R7WA01#	
				±0.5pF	GRM1885C2A7R3DA01#					±0.1pF	GRM1885C2A8R7BA01#	
			7.4pF	±0.05pF	GRM1885C2A7R4WA01#					±0.25pF	GRM1885C2A8R7CA01#	
				±0.1pF	GRM1885C2A7R4BA01#					±0.5pF	GRM1885C2A8R7DA01#	
				±0.25pF	GRM1885C2A7R4CA01#				8.8pF	±0.05pF	GRM1885C2A8R8WA01#	
				±0.5pF	GRM1885C2A7R4DA01#					±0.1pF	GRM1885C2A8R8BA01#	
			7.5pF	±0.05pF	GRM1885C2A7R5WA01#					±0.25pF	GRM1885C2A8R8CA01#	
				±0.1pF	GRM1885C2A7R5BA01#					±0.5pF	GRM1885C2A8R8DA01#	
				±0.25pF	GRM1885C2A7R5CA01#				8.9pF	±0.05pF	GRM1885C2A8R9WA01#	
				±0.5pF	GRM1885C2A7R5DA01#					±0.1pF	GRM1885C2A8R9BA01#	
			7.6pF	±0.05pF	GRM1885C2A7R6WA01#					±0.25pF	GRM1885C2A8R9CA01#	
				±0.1pF	GRM1885C2A7R6BA01#					±0.5pF	GRM1885C2A8R9DA01#	
				±0.25pF	GRM1885C2A7R6CA01#				9.0pF	±0.05pF	GRM1885C2A9R0WA01#	
				±0.5pF	GRM1885C2A7R6DA01#					±0.1pF	GRM1885C2A9R0BA01#	
			7.7pF	±0.05pF	GRM1885C2A7R7WA01#					±0.25pF	GRM1885C2A9R0CA01#	
				±0.1pF	GRM1885C2A7R7BA01#					±0.5pF	GRM1885C2A9R0DA01#	
				±0.25pF	GRM1885C2A7R7CA01#				9.1pF	±0.05pF	GRM1885C2A9R1WA01#	
				±0.5pF	GRM1885C2A7R7DA01#					±0.1pF	GRM1885C2A9R1BA01#	
			7.8pF	±0.05pF	GRM1885C2A7R8WA01#					±0.25pF	GRM1885C2A9R1CA01#	
				±0.1pF	GRM1885C2A7R8BA01#					±0.5pF	GRM1885C2A9R1DA01#	
				±0.25pF	GRM1885C2A7R8CA01#				9.2pF	±0.05pF	GRM1885C2A9R2WA01#	
				±0.5pF	GRM1885C2A7R8DA01#					±0.1pF	GRM1885C2A9R2BA01#	
			7.9pF	±0.05pF	GRM1885C2A7R9WA01#					±0.25pF	GRM1885C2A9R2CA01#	
				±0.1pF	GRM1885C2A7R9BA01#					±0.5pF	GRM1885C2A9R2DA01#	
				±0.25pF	GRM1885C2A7R9CA01#				9.3pF	±0.05pF	GRM1885C2A9R3WA01#	
				±0.5pF	GRM1885C2A7R9DA01#					±0.1pF	GRM1885C2A9R3BA01#	
			8.0pF	±0.05pF	GRM1885C2A8R0WA01#					±0.25pF	GRM1885C2A9R3CA01#	
				±0.1pF	GRM1885C2A8R0BA01#					±0.5pF	GRM1885C2A9R3DA01#	
				±0.25pF	GRM1885C2A8R0CA01#				9.4pF	±0.05pF	GRM1885C2A9R4WA01#	
				±0.5pF	GRM1885C2A8R0DA01#					±0.1pF	GRM1885C2A9R4BA01#	
			8.1pF	±0.05pF	GRM1885C2A8R1WA01#					±0.25pF	GRM1885C2A9R4CA01#	
				±0.1pF	GRM1885C2A8R1BA01#					±0.5pF	GRM1885C2A9R4DA01#	
				±0.25pF	GRM1885C2A8R1CA01#				9.5pF	±0.05pF	GRM1885C2A9R5WA01#	
				±0.5pF	GRM1885C2A8R1DA01#					±0.1pF	GRM1885C2A9R5BA01#	
			8.2pF	±0.05pF	GRM1885C2A8R2WA01#					±0.25pF	GRM1885C2A9R5CA01#	
				±0.1pF	GRM1885C2A8R2BA01#					±0.5pF	GRM1885C2A9R5DA01#	
				±0.25pF	GRM1885C2A8R2CA01#				9.6pF	±0.05pF	GRM1885C2A9R6WA01#	
				±0.5pF	GRM1885C2A8R2DA01#					±0.1pF	GRM1885C2A9R6BA01#	
			8.3pF	±0.05pF	GRM1885C2A8R3WA01#					±0.25pF	GRM1885C2A9R6CA01#	
				±0.1pF	GRM1885C2A8R3BA01#					±0.5pF	GRM1885C2A9R6DA01#	
				±0.25pF	GRM1885C2A8R3CA01#				9.7pF	±0.05pF	GRM1885C2A9R7WA01#	
				±0.5pF	GRM1885C2A8R3DA01#					±0.1pF	GRM1885C2A9R7BA01#	
			8.4pF	±0.05pF	GRM1885C2A8R4WA01#					±0.25pF	GRM1885C2A9R7CA01#	
				±0.1pF	GRM1885C2A8R4BA01#					±0.5pF	GRM1885C2A9R7DA01#	
				±0.25pF	GRM1885C2A8R4CA01#				9.8pF	±0.05pF	GRM1885C2A9R8WA01#	
				±0.5pF	GRM1885C2A8R4DA01#					±0.1pF	GRM1885C2A9R8BA01#	
			8.5pF	±0.05pF	GRM1885C2A8R5WA01#					±0.25pF	GRM1885C2A9R8CA01#	
				±0.1pF	GRM1885C2A8R5BA01#					±0.5pF	GRM1885C2A9R8DA01#	

Part number # indicates the package specification code.

GRM Series Temperature Compensating Type Part Number List

(→ 1.6×0.8mm)

T max.	Rated Voltage	TC Code	Cap.	Tol.	Part Number	T max.	Rated Voltage	TC Code	Cap.	Tol.	Part Number						
0.9mm	100Vdc	COG	9.9pF	±0.05pF	GRM1885C2A9R9WA01#	0.9mm	100Vdc	CK	1.4pF	±0.1pF	GRM1884C2A1R4BA01#						
				±0.1pF	GRM1885C2A9R9BA01#					±0.25pF	GRM1884C2A1R4CA01#						
				±0.25pF	GRM1885C2A9R9CA01#					1.5pF	±0.05pF	GRM1884C2A1R5WA01#					
				±0.5pF	GRM1885C2A9R9DA01#						±0.1pF	GRM1884C2A1R5BA01#					
			10pF	±5%	GRM1885C2A100JA01#				1.6pF	±0.05pF	GRM1884C2A1R6WA01#						
				±5%	GRM1885C2A120JA01#					±0.1pF	GRM1884C2A1R6BA01#						
			15pF	±5%	GRM1885C2A150JA01#				1.7pF	±0.25pF	GRM1884C2A1R6CA01#						
			18pF	±5%	GRM1885C2A180JA01#					±0.05pF	GRM1884C2A1R7WA01#						
			22pF	±5%	GRM1885C2A220JA01#				±0.1pF	GRM1884C2A1R7BA01#							
			27pF	±5%	GRM1885C2A270JA01#				±0.25pF	GRM1884C2A1R7CA01#							
			33pF	±5%	GRM1885C2A330JA01#				1.8pF	±0.05pF	GRM1884C2A1R8WA01#						
			39pF	±5%	GRM1885C2A390JA01#					±0.1pF	GRM1884C2A1R8BA01#						
			47pF	±5%	GRM1885C2A470JA01#				±0.25pF	GRM1884C2A1R8CA01#							
			56pF	±5%	GRM1885C2A560JA01#				1.9pF	±0.05pF	GRM1884C2A1R9WA01#						
			68pF	±5%	GRM1885C2A680JA01#					±0.1pF	GRM1884C2A1R9BA01#						
			82pF	±5%	GRM1885C2A820JA01#				±0.25pF	GRM1884C2A1R9CA01#							
			100pF	±5%	GRM1885C2A101JA01#				2.0pF	±0.05pF	GRM1884C2A2R0WA01#						
			120pF	±5%	GRM1885C2A121JA01#					±0.1pF	GRM1884C2A2R0BA01#						
			150pF	±5%	GRM1885C2A151JA01#				±0.25pF	GRM1884C2A2R0CA01#							
			180pF	±5%	GRM1885C2A181JA01#				CJ	2.1pF	±0.05pF	GRM1883C2A2R1WA01#					
			220pF	±5%	GRM1885C2A221JA01#						±0.1pF	GRM1883C2A2R1BA01#					
			270pF	±5%	GRM1885C2A271JA01#				±0.25pF	GRM1883C2A2R1CA01#							
			330pF	±5%	GRM1885C2A331JA01#				2.2pF	±0.05pF	GRM1883C2A2R2WA01#						
			390pF	±5%	GRM1885C2A391JA01#					±0.1pF	GRM1883C2A2R2BA01#						
			470pF	±5%	GRM1885C2A471JA01#				±0.25pF	GRM1883C2A2R2CA01#							
			560pF	±5%	GRM1885C2A561JA01#				2.3pF	±0.05pF	GRM1883C2A2R3WA01#						
			680pF	±5%	GRM1885C2A681JA01#					±0.1pF	GRM1883C2A2R3BA01#						
			820pF	±5%	GRM1885C2A821JA01#				±0.25pF	GRM1883C2A2R3CA01#							
			1000pF	±5%	GRM1885C2A102JA01#				2.4pF	±0.05pF	GRM1883C2A2R4WA01#						
			1200pF	±5%	GRM1885C2A122JA01#					±0.1pF	GRM1883C2A2R4BA01#						
			1500pF	±5%	GRM1885C2A152JA01#				±0.25pF	GRM1883C2A2R4CA01#							
			0.9mm	100Vdc	CK				0.50pF	±0.05pF	GRM1884C2AR50WA01#	0.9mm	100Vdc	CK	2.5pF	±0.05pF	GRM1883C2A2R5WA01#
										±0.1pF	GRM1884C2AR50BA01#					±0.1pF	GRM1883C2A2R5BA01#
									0.60pF	±0.05pF	GRM1884C2AR60WA01#				±0.25pF	GRM1883C2A2R5CA01#	
										±0.1pF	GRM1884C2AR60BA01#				2.6pF	±0.05pF	GRM1883C2A2R6WA01#
									0.70pF	±0.05pF	GRM1884C2AR70WA01#					±0.1pF	GRM1883C2A2R6BA01#
										±0.1pF	GRM1884C2AR70BA01#				±0.25pF	GRM1883C2A2R6CA01#	
									0.80pF	±0.05pF	GRM1884C2AR80WA01#				2.7pF	±0.05pF	GRM1883C2A2R7WA01#
										±0.1pF	GRM1884C2AR80BA01#					±0.1pF	GRM1883C2A2R7BA01#
									0.90pF	±0.05pF	GRM1884C2AR90WA01#				±0.25pF	GRM1883C2A2R7CA01#	
										±0.1pF	GRM1884C2AR90BA01#				2.8pF	±0.05pF	GRM1883C2A2R8WA01#
									1.0pF	±0.05pF	GRM1884C2A1R0WA01#					±0.1pF	GRM1883C2A2R8BA01#
										±0.1pF	GRM1884C2A1R0BA01#				±0.25pF	GRM1883C2A2R8CA01#	
									±0.25pF	GRM1884C2A1R0CA01#	2.9pF				±0.05pF	GRM1883C2A2R9WA01#	
									1.1pF	±0.05pF					GRM1884C2A1R1WA01#	±0.1pF	GRM1883C2A2R9BA01#
±0.1pF	GRM1884C2A1R1BA01#	±0.25pF				GRM1883C2A2R9CA01#											
±0.25pF	GRM1884C2A1R1CA01#	3.0pF				±0.05pF	GRM1883C2A3R0WA01#										
1.2pF	±0.05pF					GRM1884C2A1R2WA01#	±0.1pF	GRM1883C2A3R0BA01#									
	±0.1pF	GRM1884C2A1R2BA01#				±0.25pF	GRM1883C2A3R0CA01#										
±0.25pF	GRM1884C2A1R2CA01#	3.1pF				±0.05pF	GRM1883C2A3R1WA01#										
1.3pF	±0.05pF					GRM1884C2A1R3WA01#	±0.1pF	GRM1883C2A3R1BA01#									
	±0.1pF	GRM1884C2A1R3BA01#				±0.25pF	GRM1883C2A3R1CA01#										
±0.25pF	GRM1884C2A1R3CA01#	3.2pF				±0.05pF	GRM1883C2A3R2WA01#										
1.4pF	±0.05pF					GRM1884C2A1R4WA01#											

Part number # indicates the package specification code.

GRM Series
 GJM Series
 GVA Series
 GMD Series
 GQM Series
 GR3 Series
 GRJ Series
 LLA Series
 LLL Series
 LLM Series
 LLR Series
 KRM Series
 KR3 Series
 NFM Series
 GCH Series
 Caution/Notice

GRM Series Temperature Compensating Type Part Number List

(→ 1.6×0.8mm)

T max.	Rated Voltage	TC Code	Cap.	Tol.	Part Number	T max.	Rated Voltage	TC Code	Cap.	Tol.	Part Number	
0.9mm	100Vdc	CJ	3.2pF	±0.1pF	GRM1883C2A3R2BA01#	0.9mm	100Vdc	CH	5.0pF	±0.1pF	GRM1882C2A5R0BA01#	
				±0.25pF	GRM1883C2A3R2CA01#					±0.25pF	GRM1882C2A5R0CA01#	
			3.3pF	±0.05pF	GRM1883C2A3R3WA01#				5.1pF	±0.05pF	GRM1882C2A5R1WA01#	
				±0.1pF	GRM1883C2A3R3BA01#					±0.1pF	GRM1882C2A5R1BA01#	
				±0.25pF	GRM1883C2A3R3CA01#					±0.25pF	GRM1882C2A5R1CA01#	
			3.4pF	±0.05pF	GRM1883C2A3R4WA01#				5.2pF	±0.5pF	GRM1882C2A5R1DA01#	
				±0.1pF	GRM1883C2A3R4BA01#					5.2pF	±0.05pF	GRM1882C2A5R2WA01#
				±0.25pF	GRM1883C2A3R4CA01#						±0.1pF	GRM1882C2A5R2BA01#
			3.5pF	±0.05pF	GRM1883C2A3R5WA01#				5.3pF	±0.25pF	GRM1882C2A5R2CA01#	
				±0.1pF	GRM1883C2A3R5BA01#					±0.5pF	GRM1882C2A5R2DA01#	
				±0.25pF	GRM1883C2A3R5CA01#					5.3pF	±0.05pF	GRM1882C2A5R3WA01#
			3.6pF	±0.05pF	GRM1883C2A3R6WA01#				±0.1pF		GRM1882C2A5R3BA01#	
				±0.1pF	GRM1883C2A3R6BA01#				±0.25pF		GRM1882C2A5R3CA01#	
				±0.25pF	GRM1883C2A3R6CA01#				5.4pF	±0.5pF	GRM1882C2A5R3DA01#	
			3.7pF	±0.05pF	GRM1883C2A3R7WA01#					5.4pF	±0.05pF	GRM1882C2A5R4WA01#
				±0.1pF	GRM1883C2A3R7BA01#						±0.1pF	GRM1882C2A5R4BA01#
				±0.25pF	GRM1883C2A3R7CA01#				±0.25pF		GRM1882C2A5R4CA01#	
			3.8pF	±0.05pF	GRM1883C2A3R8WA01#				5.5pF	±0.5pF	GRM1882C2A5R4DA01#	
				±0.1pF	GRM1883C2A3R8BA01#					5.5pF	±0.05pF	GRM1882C2A5R5WA01#
				±0.25pF	GRM1883C2A3R8CA01#						±0.1pF	GRM1882C2A5R5BA01#
			3.9pF	±0.05pF	GRM1883C2A3R9WA01#				5.6pF		±0.25pF	GRM1882C2A5R5CA01#
				±0.1pF	GRM1883C2A3R9BA01#					5.6pF	±0.5pF	GRM1882C2A5R5DA01#
				±0.25pF	GRM1883C2A3R9CA01#						5.6pF	±0.05pF
			4.0pF	±0.05pF	GRM1882C2A4R0WA01#				5.7pF			±0.1pF
				±0.1pF	GRM1882C2A4R0BA01#					±0.25pF		GRM1882C2A5R6CA01#
				±0.25pF	GRM1882C2A4R0CA01#					5.7pF	±0.5pF	GRM1882C2A5R6DA01#
			4.1pF	±0.05pF	GRM1882C2A4R1WA01#				5.7pF		±0.05pF	GRM1882C2A5R7WA01#
				±0.1pF	GRM1882C2A4R1BA01#						±0.1pF	GRM1882C2A5R7BA01#
				±0.25pF	GRM1882C2A4R1CA01#					±0.25pF	GRM1882C2A5R7CA01#	
			4.2pF	±0.05pF	GRM1882C2A4R2WA01#				5.8pF	±0.5pF	GRM1882C2A5R7DA01#	
				±0.1pF	GRM1882C2A4R2BA01#					5.8pF	±0.05pF	GRM1882C2A5R8WA01#
				±0.25pF	GRM1882C2A4R2CA01#						±0.1pF	GRM1882C2A5R8BA01#
			4.3pF	±0.05pF	GRM1882C2A4R3WA01#				5.9pF		±0.25pF	GRM1882C2A5R8CA01#
				±0.1pF	GRM1882C2A4R3BA01#					5.9pF	±0.5pF	GRM1882C2A5R8DA01#
				±0.25pF	GRM1882C2A4R3CA01#						5.9pF	±0.05pF
			4.4pF	±0.05pF	GRM1882C2A4R4WA01#				6.0pF			±0.1pF
				±0.1pF	GRM1882C2A4R4BA01#					±0.25pF		GRM1882C2A5R9CA01#
				±0.25pF	GRM1882C2A4R4CA01#					6.0pF	±0.5pF	GRM1882C2A5R9DA01#
			4.5pF	±0.05pF	GRM1882C2A4R5WA01#				6.0pF		±0.05pF	GRM1882C2A6R0WA01#
				±0.1pF	GRM1882C2A4R5BA01#						±0.1pF	GRM1882C2A6R0BA01#
				±0.25pF	GRM1882C2A4R5CA01#					±0.25pF	GRM1882C2A6R0CA01#	
			4.6pF	±0.05pF	GRM1882C2A4R6WA01#				6.1pF	±0.5pF	GRM1882C2A6R0DA01#	
				±0.1pF	GRM1882C2A4R6BA01#					6.1pF	±0.05pF	GRM1882C2A6R1WA01#
				±0.25pF	GRM1882C2A4R6CA01#						±0.1pF	GRM1882C2A6R1BA01#
			4.7pF	±0.05pF	GRM1882C2A4R7WA01#				6.2pF		±0.25pF	GRM1882C2A6R1CA01#
				±0.1pF	GRM1882C2A4R7BA01#					6.2pF	±0.5pF	GRM1882C2A6R1DA01#
				±0.25pF	GRM1882C2A4R7CA01#						6.2pF	±0.05pF
			4.8pF	±0.05pF	GRM1882C2A4R8WA01#				6.3pF			±0.1pF
				±0.1pF	GRM1882C2A4R8BA01#					±0.25pF		GRM1882C2A6R2CA01#
				±0.25pF	GRM1882C2A4R8CA01#					6.3pF	±0.5pF	GRM1882C2A6R2DA01#
		4.9pF	±0.05pF	GRM1882C2A4R9WA01#	6.3pF			±0.05pF	GRM1882C2A6R3WA01#			
			±0.1pF	GRM1882C2A4R9BA01#				±0.1pF	GRM1882C2A6R3BA01#			
			±0.25pF	GRM1882C2A4R9CA01#				±0.25pF	GRM1882C2A6R3CA01#			
		5.0pF	±0.05pF	GRM1882C2A5R0WA01#	±0.5pF			GRM1882C2A6R3DA01#				

Part number # indicates the package specification code.

GRM Series Temperature Compensating Type Part Number List

(→ 1.6×0.8mm)

T max.	Rated Voltage	TC Code	Cap.	Tol.	Part Number	T max.	Rated Voltage	TC Code	Cap.	Tol.	Part Number	
0.9mm	100Vdc	CH	6.4pF	±0.05pF	GRM1882C2A6R4WA01#	0.9mm	100Vdc	CH	7.7pF	±0.25pF	GRM1882C2A7R7CA01#	
				±0.1pF	GRM1882C2A6R4BA01#					±0.5pF	GRM1882C2A7R7DA01#	
				±0.25pF	GRM1882C2A6R4CA01#					7.8pF	±0.05pF	GRM1882C2A7R8WA01#
				±0.5pF	GRM1882C2A6R4DA01#						±0.1pF	GRM1882C2A7R8BA01#
			6.5pF	±0.05pF	GRM1882C2A6R5WA01#				±0.25pF		GRM1882C2A7R8CA01#	
				±0.1pF	GRM1882C2A6R5BA01#				±0.5pF		GRM1882C2A7R8DA01#	
				±0.25pF	GRM1882C2A6R5CA01#				7.9pF	±0.05pF	GRM1882C2A7R9WA01#	
				±0.5pF	GRM1882C2A6R5DA01#					±0.1pF	GRM1882C2A7R9BA01#	
			6.6pF	±0.05pF	GRM1882C2A6R6WA01#					±0.25pF	GRM1882C2A7R9CA01#	
				±0.1pF	GRM1882C2A6R6BA01#					±0.5pF	GRM1882C2A7R9DA01#	
				±0.25pF	GRM1882C2A6R6CA01#				8.0pF	±0.05pF	GRM1882C2A8R0WA01#	
				±0.5pF	GRM1882C2A6R6DA01#					±0.1pF	GRM1882C2A8R0BA01#	
			6.7pF	±0.05pF	GRM1882C2A6R7WA01#					±0.25pF	GRM1882C2A8R0CA01#	
				±0.1pF	GRM1882C2A6R7BA01#					±0.5pF	GRM1882C2A8R0DA01#	
				±0.25pF	GRM1882C2A6R7CA01#				8.1pF	±0.05pF	GRM1882C2A8R1WA01#	
				±0.5pF	GRM1882C2A6R7DA01#					±0.1pF	GRM1882C2A8R1BA01#	
			6.8pF	±0.05pF	GRM1882C2A6R8WA01#					±0.25pF	GRM1882C2A8R1CA01#	
				±0.1pF	GRM1882C2A6R8BA01#					±0.5pF	GRM1882C2A8R1DA01#	
				±0.25pF	GRM1882C2A6R8CA01#				8.2pF	±0.05pF	GRM1882C2A8R2WA01#	
				±0.5pF	GRM1882C2A6R8DA01#					±0.1pF	GRM1882C2A8R2BA01#	
			6.9pF	±0.05pF	GRM1882C2A6R9WA01#					±0.25pF	GRM1882C2A8R2CA01#	
				±0.1pF	GRM1882C2A6R9BA01#					±0.5pF	GRM1882C2A8R2DA01#	
				±0.25pF	GRM1882C2A6R9CA01#				8.3pF	±0.05pF	GRM1882C2A8R3WA01#	
				±0.5pF	GRM1882C2A6R9DA01#					±0.1pF	GRM1882C2A8R3BA01#	
			7.0pF	±0.05pF	GRM1882C2A7R0WA01#					±0.25pF	GRM1882C2A8R3CA01#	
				±0.1pF	GRM1882C2A7R0BA01#					±0.5pF	GRM1882C2A8R3DA01#	
				±0.25pF	GRM1882C2A7R0CA01#				8.4pF	±0.05pF	GRM1882C2A8R4WA01#	
				±0.5pF	GRM1882C2A7R0DA01#					±0.1pF	GRM1882C2A8R4BA01#	
			7.1pF	±0.05pF	GRM1882C2A7R1WA01#					±0.25pF	GRM1882C2A8R4CA01#	
				±0.1pF	GRM1882C2A7R1BA01#					±0.5pF	GRM1882C2A8R4DA01#	
				±0.25pF	GRM1882C2A7R1CA01#				8.5pF	±0.05pF	GRM1882C2A8R5WA01#	
				±0.5pF	GRM1882C2A7R1DA01#					±0.1pF	GRM1882C2A8R5BA01#	
			7.2pF	±0.05pF	GRM1882C2A7R2WA01#					±0.25pF	GRM1882C2A8R5CA01#	
				±0.1pF	GRM1882C2A7R2BA01#					±0.5pF	GRM1882C2A8R5DA01#	
				±0.25pF	GRM1882C2A7R2CA01#				8.6pF	±0.05pF	GRM1882C2A8R6WA01#	
				±0.5pF	GRM1882C2A7R2DA01#					±0.1pF	GRM1882C2A8R6BA01#	
			7.3pF	±0.05pF	GRM1882C2A7R3WA01#					±0.25pF	GRM1882C2A8R6CA01#	
				±0.1pF	GRM1882C2A7R3BA01#					±0.5pF	GRM1882C2A8R6DA01#	
				±0.25pF	GRM1882C2A7R3CA01#				8.7pF	±0.05pF	GRM1882C2A8R7WA01#	
				±0.5pF	GRM1882C2A7R3DA01#					±0.1pF	GRM1882C2A8R7BA01#	
			7.4pF	±0.05pF	GRM1882C2A7R4WA01#					±0.25pF	GRM1882C2A8R7CA01#	
				±0.1pF	GRM1882C2A7R4BA01#					±0.5pF	GRM1882C2A8R7DA01#	
				±0.25pF	GRM1882C2A7R4CA01#				8.8pF	±0.05pF	GRM1882C2A8R8WA01#	
				±0.5pF	GRM1882C2A7R4DA01#					±0.1pF	GRM1882C2A8R8BA01#	
			7.5pF	±0.05pF	GRM1882C2A7R5WA01#					±0.25pF	GRM1882C2A8R8CA01#	
				±0.1pF	GRM1882C2A7R5BA01#					±0.5pF	GRM1882C2A8R8DA01#	
				±0.25pF	GRM1882C2A7R5CA01#				8.9pF	±0.05pF	GRM1882C2A8R9WA01#	
				±0.5pF	GRM1882C2A7R5DA01#					±0.1pF	GRM1882C2A8R9BA01#	
			7.6pF	±0.05pF	GRM1882C2A7R6WA01#					±0.25pF	GRM1882C2A8R9CA01#	
				±0.1pF	GRM1882C2A7R6BA01#					±0.5pF	GRM1882C2A8R9DA01#	
				±0.25pF	GRM1882C2A7R6CA01#				9.0pF	±0.05pF	GRM1882C2A9R0WA01#	
				±0.5pF	GRM1882C2A7R6DA01#					±0.1pF	GRM1882C2A9R0BA01#	
			7.7pF	±0.05pF	GRM1882C2A7R7WA01#					±0.25pF	GRM1882C2A9R0CA01#	
				±0.1pF	GRM1882C2A7R7BA01#					±0.5pF	GRM1882C2A9R0DA01#	

Part number # indicates the package specification code.

GRM Series
 GJM Series
 GVA Series
 GMD Series
 GQM Series
 GR3 Series
 GRJ Series
 LLA Series
 LLL Series
 LLLM Series
 LLR Series
 KRM Series
 KR3 Series
 NFM Series
 GCH Series
 ⚠Caution/ Notice

GRM Series Temperature Compensating Type Part Number List

(→ 1.6×0.8mm)

T max.	Rated Voltage	TC Code	Cap.	Tol.	Part Number	T max.	Rated Voltage	TC Code	Cap.	Tol.	Part Number			
0.9mm	100Vdc	CH	9.1pF	±0.05pF	GRM1882C2A9R1WA01#	0.9mm	100Vdc	CH	330pF	±5%	GRM1882C2A331JA01#			
				±0.1pF	GRM1882C2A9R1BA01#					±5%	GRM1882C2A391JA01#			
				±0.25pF	GRM1882C2A9R1CA01#					±5%	GRM1882C2A471JA01#			
				±0.5pF	GRM1882C2A9R1DA01#					±5%	GRM1882C2A561JA01#			
			9.2pF	±0.05pF	GRM1882C2A9R2WA01#					±5%	GRM1882C2A681JA01#			
				±0.1pF	GRM1882C2A9R2BA01#					±5%	GRM1882C2A821JA01#			
				±0.25pF	GRM1882C2A9R2CA01#					±5%	GRM1882C2A102JA01#			
				±0.5pF	GRM1882C2A9R2DA01#					±5%	GRM1882C2A122JA01#			
			9.3pF	±0.05pF	GRM1882C2A9R3WA01#					±5%	GRM1882C2A152JA01#			
				±0.1pF	GRM1882C2A9R3BA01#					50Vdc	COG	0.50pF	±0.05pF	GRM1885C1HR50WA01#
				±0.1pF	GRM1885C1HR50BA01#									
				±0.25pF	GRM1882C2A9R3CA01#							0.60pF	±0.05pF	GRM1885C1HR60WA01#
			±0.5pF	GRM1882C2A9R3DA01#	±0.1pF								GRM1885C1HR60BA01#	
			9.4pF	±0.05pF	GRM1882C2A9R4WA01#							0.70pF	±0.05pF	GRM1885C1HR70WA01#
				±0.1pF	GRM1882C2A9R4BA01#				±0.1pF				GRM1885C1HR70BA01#	
				±0.25pF	GRM1882C2A9R4CA01#				0.80pF			±0.05pF	GRM1885C1HR80WA01#	
				±0.5pF	GRM1882C2A9R4DA01#							±0.1pF	GRM1885C1HR80BA01#	
			9.5pF	±0.05pF	GRM1882C2A9R5WA01#				0.90pF			±0.05pF	GRM1885C1HR90WA01#	
				±0.1pF	GRM1882C2A9R5BA01#							±0.1pF	GRM1885C1HR90BA01#	
				±0.25pF	GRM1882C2A9R5CA01#				1.0pF			±0.05pF	GRM1885C1H1R0WA01#	
				±0.5pF	GRM1882C2A9R5DA01#							±0.1pF	GRM1885C1H1R0BA01#	
			9.6pF	±0.05pF	GRM1882C2A9R6WA01#				±0.25pF			GRM1885C1H1R0CA01#		
				±0.1pF	GRM1882C2A9R6BA01#				1.1pF			±0.05pF	GRM1885C1H1R1WA01#	
				±0.25pF	GRM1882C2A9R6CA01#					±0.1pF	GRM1885C1H1R1BA01#			
				±0.5pF	GRM1882C2A9R6DA01#				±0.25pF	GRM1885C1H1R1CA01#				
			9.7pF	±0.05pF	GRM1882C2A9R7WA01#				1.2pF	±0.05pF	GRM1885C1H1R2WA01#			
				±0.1pF	GRM1882C2A9R7BA01#					±0.1pF	GRM1885C1H1R2BA01#			
				±0.25pF	GRM1882C2A9R7CA01#				±0.25pF	GRM1885C1H1R2CA01#				
				±0.5pF	GRM1882C2A9R7DA01#				1.3pF	±0.05pF	GRM1885C1H1R3WA01#			
			±0.05pF	GRM1882C2A9R8WA01#	±0.1pF					GRM1885C1H1R3BA01#				
			9.8pF	±0.1pF	GRM1882C2A9R8BA01#				±0.25pF	GRM1885C1H1R3CA01#				
				±0.25pF	GRM1882C2A9R8CA01#				1.4pF	±0.05pF	GRM1885C1H1R4WA01#			
				±0.5pF	GRM1882C2A9R8DA01#					±0.1pF	GRM1885C1H1R4BA01#			
				9.9pF	±0.05pF				GRM1882C2A9R9WA01#	±0.25pF	GRM1885C1H1R4CA01#			
			±0.1pF		GRM1882C2A9R9BA01#				1.5pF	±0.05pF	GRM1885C1H1R5WA01#			
			±0.25pF		GRM1882C2A9R9CA01#					±0.1pF	GRM1885C1H1R5BA01#			
			±0.5pF		GRM1882C2A9R9DA01#				±0.25pF	GRM1885C1H1R5CA01#				
			10pF	±5%	GRM1882C2A100JA01#				1.6pF	±0.05pF	GRM1885C1H1R6WA01#			
			12pF	±5%	GRM1882C2A120JA01#					±0.1pF	GRM1885C1H1R6BA01#			
			15pF	±5%	GRM1882C2A150JA01#				±0.25pF	GRM1885C1H1R6CA01#				
			18pF	±5%	GRM1882C2A180JA01#				1.7pF	±0.05pF	GRM1885C1H1R7WA01#			
			22pF	±5%	GRM1882C2A220JA01#					±0.1pF	GRM1885C1H1R7BA01#			
			27pF	±5%	GRM1882C2A270JA01#				±0.25pF	GRM1885C1H1R7CA01#				
			33pF	±5%	GRM1882C2A330JA01#				1.8pF	±0.05pF	GRM1885C1H1R8WA01#			
			39pF	±5%	GRM1882C2A390JA01#					±0.1pF	GRM1885C1H1R8BA01#			
			47pF	±5%	GRM1882C2A470JA01#				±0.25pF	GRM1885C1H1R8CA01#				
			56pF	±5%	GRM1882C2A560JA01#				1.9pF	±0.05pF	GRM1885C1H1R9WA01#			
			68pF	±5%	GRM1882C2A680JA01#					±0.1pF	GRM1885C1H1R9BA01#			
			82pF	±5%	GRM1882C2A820JA01#				±0.25pF	GRM1885C1H1R9CA01#				
			100pF	±5%	GRM1882C2A101JA01#				2.0pF	±0.05pF	GRM1885C1H2R0WA01#			
			120pF	±5%	GRM1882C2A121JA01#					±0.1pF	GRM1885C1H2R0BA01#			
			150pF	±5%	GRM1882C2A151JA01#				±0.25pF	GRM1885C1H2R0CA01#				
180pF	±5%	GRM1882C2A181JA01#	2.1pF	±0.05pF	GRM1885C1H2R1WA01#									
220pF	±5%	GRM1882C2A221JA01#		±0.1pF	GRM1885C1H2R1BA01#									
270pF	±5%	GRM1882C2A271JA01#												

Part number # indicates the package specification code.

GRM Series Temperature Compensating Type Part Number List

(→ 1.6×0.8mm)

T max.	Rated Voltage	TC Code	Cap.	Tol.	Part Number	T max.	Rated Voltage	TC Code	Cap.	Tol.	Part Number	
0.9mm	50Vdc	COG	2.1pF	±0.25pF	GRM1885C1H2R1CA01#	0.9mm	50Vdc	COG	3.9pF	±0.25pF	GRM1885C1H3R9CA01#	
				±0.05pF	GRM1885C1H2R2WA01#					4.0pF	±0.05pF	GRM1885C1H4R0WA01#
				±0.1pF	GRM1885C1H2R2BA01#						±0.1pF	GRM1885C1H4R0BA01#
			±0.25pF	GRM1885C1H2R2CA01#	±0.25pF				GRM1885C1H4R0CA01#			
			2.3pF	±0.05pF	GRM1885C1H2R3WA01#				4.1pF	±0.05pF	GRM1885C1H4R1WA01#	
				±0.1pF	GRM1885C1H2R3BA01#					±0.1pF	GRM1885C1H4R1BA01#	
				±0.25pF	GRM1885C1H2R3CA01#					±0.25pF	GRM1885C1H4R1CA01#	
			2.4pF	±0.05pF	GRM1885C1H2R4WA01#				4.2pF	±0.05pF	GRM1885C1H4R2WA01#	
				±0.1pF	GRM1885C1H2R4BA01#					±0.1pF	GRM1885C1H4R2BA01#	
				±0.25pF	GRM1885C1H2R4CA01#					±0.25pF	GRM1885C1H4R2CA01#	
			2.5pF	±0.05pF	GRM1885C1H2R5WA01#				4.3pF	±0.05pF	GRM1885C1H4R3WA01#	
				±0.1pF	GRM1885C1H2R5BA01#					±0.1pF	GRM1885C1H4R3BA01#	
				±0.25pF	GRM1885C1H2R5CA01#					±0.25pF	GRM1885C1H4R3CA01#	
			2.6pF	±0.05pF	GRM1885C1H2R6WA01#				4.4pF	±0.05pF	GRM1885C1H4R4WA01#	
				±0.1pF	GRM1885C1H2R6BA01#					±0.1pF	GRM1885C1H4R4BA01#	
				±0.25pF	GRM1885C1H2R6CA01#					±0.25pF	GRM1885C1H4R4CA01#	
			2.7pF	±0.05pF	GRM1885C1H2R7WA01#				4.5pF	±0.05pF	GRM1885C1H4R5WA01#	
				±0.1pF	GRM1885C1H2R7BA01#					±0.1pF	GRM1885C1H4R5BA01#	
				±0.25pF	GRM1885C1H2R7CA01#					±0.25pF	GRM1885C1H4R5CA01#	
			2.8pF	±0.05pF	GRM1885C1H2R8WA01#				4.6pF	±0.05pF	GRM1885C1H4R6WA01#	
				±0.1pF	GRM1885C1H2R8BA01#					±0.1pF	GRM1885C1H4R6BA01#	
				±0.25pF	GRM1885C1H2R8CA01#					±0.25pF	GRM1885C1H4R6CA01#	
			2.9pF	±0.05pF	GRM1885C1H2R9WA01#				4.7pF	±0.05pF	GRM1885C1H4R7WA01#	
				±0.1pF	GRM1885C1H2R9BA01#					±0.1pF	GRM1885C1H4R7BA01#	
				±0.25pF	GRM1885C1H2R9CA01#					±0.25pF	GRM1885C1H4R7CA01#	
			3.0pF	±0.05pF	GRM1885C1H3R0WA01#				4.8pF	±0.05pF	GRM1885C1H4R8WA01#	
				±0.1pF	GRM1885C1H3R0BA01#					±0.1pF	GRM1885C1H4R8BA01#	
				±0.25pF	GRM1885C1H3R0CA01#					±0.25pF	GRM1885C1H4R8CA01#	
			3.1pF	±0.05pF	GRM1885C1H3R1WA01#				4.9pF	±0.05pF	GRM1885C1H4R9WA01#	
				±0.1pF	GRM1885C1H3R1BA01#					±0.1pF	GRM1885C1H4R9BA01#	
				±0.25pF	GRM1885C1H3R1CA01#					±0.25pF	GRM1885C1H4R9CA01#	
			3.2pF	±0.05pF	GRM1885C1H3R2WA01#				5.0pF	±0.05pF	GRM1885C1H5R0WA01#	
				±0.1pF	GRM1885C1H3R2BA01#					±0.1pF	GRM1885C1H5R0BA01#	
				±0.25pF	GRM1885C1H3R2CA01#					±0.25pF	GRM1885C1H5R0CA01#	
			3.3pF	±0.05pF	GRM1885C1H3R3WA01#				5.1pF	±0.05pF	GRM1885C1H5R1WA01#	
				±0.1pF	GRM1885C1H3R3BA01#					±0.1pF	GRM1885C1H5R1BA01#	
				±0.25pF	GRM1885C1H3R3CA01#					±0.25pF	GRM1885C1H5R1CA01#	
			3.4pF	±0.05pF	GRM1885C1H3R4WA01#				5.2pF	±0.05pF	GRM1885C1H5R2WA01#	
				±0.1pF	GRM1885C1H3R4BA01#					±0.1pF	GRM1885C1H5R2BA01#	
				±0.25pF	GRM1885C1H3R4CA01#					±0.25pF	GRM1885C1H5R2CA01#	
			3.5pF	±0.05pF	GRM1885C1H3R5WA01#				5.3pF	±0.05pF	GRM1885C1H5R3WA01#	
				±0.1pF	GRM1885C1H3R5BA01#					±0.1pF	GRM1885C1H5R3BA01#	
				±0.25pF	GRM1885C1H3R5CA01#					±0.25pF	GRM1885C1H5R3CA01#	
			3.6pF	±0.05pF	GRM1885C1H3R6WA01#				5.4pF	±0.05pF	GRM1885C1H5R4WA01#	
				±0.1pF	GRM1885C1H3R6BA01#					±0.1pF	GRM1885C1H5R4BA01#	
				±0.25pF	GRM1885C1H3R6CA01#					±0.25pF	GRM1885C1H5R4CA01#	
			3.7pF	±0.05pF	GRM1885C1H3R7WA01#				5.5pF	±0.05pF	GRM1885C1H5R5WA01#	
				±0.1pF	GRM1885C1H3R7BA01#					±0.1pF	GRM1885C1H5R5BA01#	
				±0.25pF	GRM1885C1H3R7CA01#					±0.25pF	GRM1885C1H5R5CA01#	
			3.8pF	±0.05pF	GRM1885C1H3R8WA01#					±0.05pF	GRM1885C1H5R5DA01#	
				±0.1pF	GRM1885C1H3R8BA01#					±0.1pF	GRM1885C1H5R5BA01#	
				±0.25pF	GRM1885C1H3R8CA01#					±0.25pF	GRM1885C1H5R5CA01#	
			3.9pF	±0.05pF	GRM1885C1H3R9WA01#					±0.05pF	GRM1885C1H5R5DA01#	
				±0.1pF	GRM1885C1H3R9BA01#					±0.1pF	GRM1885C1H5R5BA01#	

Part number # indicates the package specification code.

GRM Series
 GJM Series
 GMA Series
 GMD Series
 GQM Series
 GR3 Series
 GRJ Series
 LLA Series
 LLL Series
 LLM Series
 LLR Series
 KRM Series
 KR3 Series
 NFM Series
 GCH Series
 ⚠Caution/ Notice

GRM Series Temperature Compensating Type Part Number List

(→ 1.6×0.8mm)

T max.	Rated Voltage	TC Code	Cap.	Tol.	Part Number	T max.	Rated Voltage	TC Code	Cap.	Tol.	Part Number	
0.9mm	50Vdc	COG	5.6pF	±0.05pF	GRM1885C1H5R6WA01#	0.9mm	50Vdc	COG	6.9pF	±0.25pF	GRM1885C1H6R9CA01#	
				±0.1pF	GRM1885C1H5R6BA01#					±0.5pF	GRM1885C1H6R9DA01#	
				±0.25pF	GRM1885C1H5R6CA01#					7.0pF	±0.05pF	GRM1885C1H7R0WA01#
				±0.5pF	GRM1885C1H5R6DA01#						±0.1pF	GRM1885C1H7R0BA01#
			5.7pF	±0.05pF	GRM1885C1H5R7WA01#				±0.25pF	GRM1885C1H7R0CA01#		
				±0.1pF	GRM1885C1H5R7BA01#				±0.5pF	GRM1885C1H7R0DA01#		
				±0.25pF	GRM1885C1H5R7CA01#				7.1pF	±0.05pF	GRM1885C1H7R1WA01#	
				±0.5pF	GRM1885C1H5R7DA01#					±0.1pF	GRM1885C1H7R1BA01#	
			5.8pF	±0.05pF	GRM1885C1H5R8WA01#				±0.25pF	GRM1885C1H7R1CA01#		
				±0.1pF	GRM1885C1H5R8BA01#				±0.5pF	GRM1885C1H7R1DA01#		
				±0.25pF	GRM1885C1H5R8CA01#				7.2pF	±0.05pF	GRM1885C1H7R2WA01#	
				±0.5pF	GRM1885C1H5R8DA01#					±0.1pF	GRM1885C1H7R2BA01#	
			5.9pF	±0.05pF	GRM1885C1H5R9WA01#				±0.25pF	GRM1885C1H7R2CA01#		
				±0.1pF	GRM1885C1H5R9BA01#				±0.5pF	GRM1885C1H7R2DA01#		
				±0.25pF	GRM1885C1H5R9CA01#				7.3pF	±0.05pF	GRM1885C1H7R3WA01#	
				±0.5pF	GRM1885C1H5R9DA01#					±0.1pF	GRM1885C1H7R3BA01#	
			6.0pF	±0.05pF	GRM1885C1H6R0WA01#				±0.25pF	GRM1885C1H7R3CA01#		
				±0.1pF	GRM1885C1H6R0BA01#				±0.5pF	GRM1885C1H7R3DA01#		
				±0.25pF	GRM1885C1H6R0CA01#				7.4pF	±0.05pF	GRM1885C1H7R4WA01#	
				±0.5pF	GRM1885C1H6R0DA01#					±0.1pF	GRM1885C1H7R4BA01#	
			6.1pF	±0.05pF	GRM1885C1H6R1WA01#				±0.25pF	GRM1885C1H7R4CA01#		
				±0.1pF	GRM1885C1H6R1BA01#				±0.5pF	GRM1885C1H7R4DA01#		
				±0.25pF	GRM1885C1H6R1CA01#				7.5pF	±0.05pF	GRM1885C1H7R5WA01#	
				±0.5pF	GRM1885C1H6R1DA01#					±0.1pF	GRM1885C1H7R5BA01#	
			6.2pF	±0.05pF	GRM1885C1H6R2WA01#				±0.25pF	GRM1885C1H7R5CA01#		
				±0.1pF	GRM1885C1H6R2BA01#				±0.5pF	GRM1885C1H7R5DA01#		
				±0.25pF	GRM1885C1H6R2CA01#				7.6pF	±0.05pF	GRM1885C1H7R6WA01#	
				±0.5pF	GRM1885C1H6R2DA01#					±0.1pF	GRM1885C1H7R6BA01#	
			6.3pF	±0.05pF	GRM1885C1H6R3WA01#				±0.25pF	GRM1885C1H7R6CA01#		
				±0.1pF	GRM1885C1H6R3BA01#				±0.5pF	GRM1885C1H7R6DA01#		
				±0.25pF	GRM1885C1H6R3CA01#				7.7pF	±0.05pF	GRM1885C1H7R7WA01#	
				±0.5pF	GRM1885C1H6R3DA01#					±0.1pF	GRM1885C1H7R7BA01#	
			6.4pF	±0.05pF	GRM1885C1H6R4WA01#				±0.25pF	GRM1885C1H7R7CA01#		
				±0.1pF	GRM1885C1H6R4BA01#				±0.5pF	GRM1885C1H7R7DA01#		
				±0.25pF	GRM1885C1H6R4CA01#				7.8pF	±0.05pF	GRM1885C1H7R8WA01#	
				±0.5pF	GRM1885C1H6R4DA01#					±0.1pF	GRM1885C1H7R8BA01#	
			6.5pF	±0.05pF	GRM1885C1H6R5WA01#				±0.25pF	GRM1885C1H7R8CA01#		
				±0.1pF	GRM1885C1H6R5BA01#				±0.5pF	GRM1885C1H7R8DA01#		
				±0.25pF	GRM1885C1H6R5CA01#				7.9pF	±0.05pF	GRM1885C1H7R9WA01#	
				±0.5pF	GRM1885C1H6R5DA01#					±0.1pF	GRM1885C1H7R9BA01#	
			6.6pF	±0.05pF	GRM1885C1H6R6WA01#				±0.25pF	GRM1885C1H7R9CA01#		
				±0.1pF	GRM1885C1H6R6BA01#				±0.5pF	GRM1885C1H7R9DA01#		
				±0.25pF	GRM1885C1H6R6CA01#				8.0pF	±0.05pF	GRM1885C1H8R0WA01#	
				±0.5pF	GRM1885C1H6R6DA01#					±0.1pF	GRM1885C1H8R0BA01#	
			6.7pF	±0.05pF	GRM1885C1H6R7WA01#				±0.25pF	GRM1885C1H8R0CA01#		
				±0.1pF	GRM1885C1H6R7BA01#				±0.5pF	GRM1885C1H8R0DA01#		
				±0.25pF	GRM1885C1H6R7CA01#				8.1pF	±0.05pF	GRM1885C1H8R1WA01#	
				±0.5pF	GRM1885C1H6R7DA01#					±0.1pF	GRM1885C1H8R1BA01#	
6.8pF	±0.05pF	GRM1885C1H6R8WA01#	±0.25pF	GRM1885C1H8R1CA01#								
	±0.1pF	GRM1885C1H6R8BA01#	±0.5pF	GRM1885C1H8R1DA01#								
	±0.25pF	GRM1885C1H6R8CA01#	8.2pF	±0.05pF	GRM1885C1H8R2WA01#							
	±0.5pF	GRM1885C1H6R8DA01#		±0.1pF	GRM1885C1H8R2BA01#							
6.9pF	±0.05pF	GRM1885C1H6R9WA01#	±0.25pF	GRM1885C1H8R2CA01#								
	±0.1pF	GRM1885C1H6R9BA01#	±0.5pF	GRM1885C1H8R2DA01#								

Part number # indicates the package specification code.

GRM Series Temperature Compensating Type Part Number List

(→ 1.6×0.8mm)

T max.	Rated Voltage	TC Code	Cap.	Tol.	Part Number	T max.	Rated Voltage	TC Code	Cap.	Tol.	Part Number	
0.9mm	50Vdc	COG	8.3pF	±0.05pF	GRM1885C1H8R3WA01#	0.9mm	50Vdc	COG	9.6pF	±0.25pF	GRM1885C1H9R6CA01#	
				±0.1pF	GRM1885C1H8R3BA01#					±0.5pF	GRM1885C1H9R6DA01#	
				±0.25pF	GRM1885C1H8R3CA01#					9.7pF	±0.05pF	GRM1885C1H9R7WA01#
				±0.5pF	GRM1885C1H8R3DA01#						±0.1pF	GRM1885C1H9R7BA01#
			8.4pF	±0.05pF	GRM1885C1H8R4WA01#				±0.25pF		GRM1885C1H9R7CA01#	
				±0.1pF	GRM1885C1H8R4BA01#				±0.5pF		GRM1885C1H9R7DA01#	
				±0.25pF	GRM1885C1H8R4CA01#				9.8pF	±0.05pF	GRM1885C1H9R8WA01#	
				±0.5pF	GRM1885C1H8R4DA01#					±0.1pF	GRM1885C1H9R8BA01#	
			8.5pF	±0.05pF	GRM1885C1H8R5WA01#					±0.25pF	GRM1885C1H9R8CA01#	
				±0.1pF	GRM1885C1H8R5BA01#					±0.5pF	GRM1885C1H9R8DA01#	
				±0.25pF	GRM1885C1H8R5CA01#				9.9pF	±0.05pF	GRM1885C1H9R9WA01#	
				±0.5pF	GRM1885C1H8R5DA01#					±0.1pF	GRM1885C1H9R9BA01#	
			8.6pF	±0.05pF	GRM1885C1H8R6WA01#					±0.25pF	GRM1885C1H9R9CA01#	
				±0.1pF	GRM1885C1H8R6BA01#					±0.5pF	GRM1885C1H9R9DA01#	
				±0.25pF	GRM1885C1H8R6CA01#				10pF	±5%	GRM1885C1H100JA01#	
				±0.5pF	GRM1885C1H8R6DA01#				12pF	±5%	GRM1885C1H120JA01#	
			8.7pF	±0.05pF	GRM1885C1H8R7WA01#				15pF	±5%	GRM1885C1H150JA01#	
				±0.1pF	GRM1885C1H8R7BA01#				18pF	±5%	GRM1885C1H180JA01#	
				±0.25pF	GRM1885C1H8R7CA01#				22pF	±5%	GRM1885C1H220JA01#	
				±0.5pF	GRM1885C1H8R7DA01#				27pF	±5%	GRM1885C1H270JA01#	
			8.8pF	±0.05pF	GRM1885C1H8R8WA01#				33pF	±5%	GRM1885C1H330JA01#	
				±0.1pF	GRM1885C1H8R8BA01#				39pF	±5%	GRM1885C1H390JA01#	
				±0.25pF	GRM1885C1H8R8CA01#				47pF	±5%	GRM1885C1H470JA01#	
				±0.5pF	GRM1885C1H8R8DA01#				56pF	±5%	GRM1885C1H560JA01#	
			8.9pF	±0.05pF	GRM1885C1H8R9WA01#				68pF	±5%	GRM1885C1H680JA01#	
				±0.1pF	GRM1885C1H8R9BA01#				82pF	±5%	GRM1885C1H820JA01#	
				±0.25pF	GRM1885C1H8R9CA01#				100pF	±5%	GRM1885C1H101JA01#	
				±0.5pF	GRM1885C1H8R9DA01#				120pF	±5%	GRM1885C1H121JA01#	
			9.0pF	±0.05pF	GRM1885C1H9R0WA01#				150pF	±5%	GRM1885C1H151JA01#	
				±0.1pF	GRM1885C1H9R0BA01#				180pF	±5%	GRM1885C1H181JA01#	
				±0.25pF	GRM1885C1H9R0CA01#				220pF	±5%	GRM1885C1H221JA01#	
				±0.5pF	GRM1885C1H9R0DA01#				270pF	±5%	GRM1885C1H271JA01#	
			9.1pF	±0.05pF	GRM1885C1H9R1WA01#				330pF	±5%	GRM1885C1H331JA01#	
				±0.1pF	GRM1885C1H9R1BA01#				390pF	±5%	GRM1885C1H391JA01#	
				±0.25pF	GRM1885C1H9R1CA01#				470pF	±5%	GRM1885C1H471JA01#	
				±0.5pF	GRM1885C1H9R1DA01#				560pF	±5%	GRM1885C1H561JA01#	
			9.2pF	±0.05pF	GRM1885C1H9R2WA01#				680pF	±5%	GRM1885C1H681JA01#	
				±0.1pF	GRM1885C1H9R2BA01#				820pF	±5%	GRM1885C1H821JA01#	
				±0.25pF	GRM1885C1H9R2CA01#				1000pF	±5%	GRM1885C1H102JA01#	
				±0.5pF	GRM1885C1H9R2DA01#				1200pF	±5%	GRM1885C1H122JA01#	
			9.3pF	±0.05pF	GRM1885C1H9R3WA01#				1500pF	±5%	GRM1885C1H152JA01#	
				±0.1pF	GRM1885C1H9R3BA01#				1800pF	±5%	GRM1885C1H182JA01#	
				±0.25pF	GRM1885C1H9R3CA01#				2200pF	±5%	GRM1885C1H222JA01#	
				±0.5pF	GRM1885C1H9R3DA01#				2700pF	±5%	GRM1885C1H272JA01#	
			9.4pF	±0.05pF	GRM1885C1H9R4WA01#				3300pF	±5%	GRM1885C1H332JA01#	
				±0.1pF	GRM1885C1H9R4BA01#				3900pF	±5%	GRM1885C1H392JA01#	
				±0.25pF	GRM1885C1H9R4CA01#				4700pF	±5%	GRM1885C1H472JA01#	
				±0.5pF	GRM1885C1H9R4DA01#				5600pF	±5%	GRM1885C1H562JA01#	
			9.5pF	±0.05pF	GRM1885C1H9R5WA01#				6800pF	±5%	GRM1885C1H682JA01#	
				±0.1pF	GRM1885C1H9R5BA01#				8200pF	±5%	GRM1885C1H822JA01#	
				±0.25pF	GRM1885C1H9R5CA01#				10000pF	±5%	GRM1885C1H103JA01#	
				±0.5pF	GRM1885C1H9R5DA01#				CK	±0.05pF	GRM1884C1HR50WA01#	
			9.6pF	±0.05pF	GRM1885C1H9R6WA01#					±0.1pF	GRM1884C1HR50BA01#	
				±0.1pF	GRM1885C1H9R6BA01#					±0.05pF	GRM1884C1HR60WA01#	

Part number # indicates the package specification code.

GRM Series
GJM Series
GVA Series
GMD Series
GQM Series
GR3 Series
GRJ Series
LLA Series
LLL Series
LLM Series
LLR Series
KRM Series
KR3 Series
NFM Series
GCH Series
Caution/Notice

GRM Series Temperature Compensating Type Part Number List

(→ 1.6×0.8mm)

T max.	Rated Voltage	TC Code	Cap.	Tol.	Part Number	T max.	Rated Voltage	TC Code	Cap.	Tol.	Part Number		
0.9mm	50Vdc	CK	0.60pF	±0.1pF	GRM1884C1HR60BA01#	0.9mm	50Vdc	CJ	2.5pF	±0.25pF	GRM1883C1H2R5CA01#		
				±0.05pF	GRM1884C1HR70WA01#					±0.05pF	GRM1883C1H2R6WA01#		
			0.70pF	±0.1pF	GRM1884C1HR70BA01#				2.6pF	±0.1pF	GRM1883C1H2R6BA01#		
				±0.05pF	GRM1884C1HR80WA01#					±0.25pF	GRM1883C1H2R6CA01#		
			0.80pF	±0.1pF	GRM1884C1HR80BA01#				2.7pF	±0.05pF	GRM1883C1H2R7WA01#		
				±0.05pF	GRM1884C1HR90WA01#					±0.1pF	GRM1883C1H2R7BA01#		
			0.90pF	±0.1pF	GRM1884C1HR90BA01#				2.8pF	±0.25pF	GRM1883C1H2R7CA01#		
				±0.05pF	GRM1884C1H1R0WA01#					2.9pF	±0.05pF	GRM1883C1H2R8WA01#	
			1.0pF	±0.1pF	GRM1884C1H1R0BA01#				3.0pF		±0.1pF	GRM1883C1H2R8BA01#	
				±0.25pF	GRM1884C1H1R0CA01#					±0.25pF	GRM1883C1H2R8CA01#		
			1.1pF	±0.05pF	GRM1884C1H1R1WA01#				3.1pF	±0.05pF	GRM1883C1H2R9WA01#		
				±0.1pF	GRM1884C1H1R1BA01#					±0.1pF	GRM1883C1H2R9BA01#		
			1.2pF	±0.25pF	GRM1884C1H1R1CA01#				3.2pF	±0.25pF	GRM1883C1H2R9CA01#		
				±0.05pF	GRM1884C1H1R2WA01#					3.3pF	±0.05pF	GRM1883C1H3R0WA01#	
			1.3pF	±0.1pF	GRM1884C1H1R2BA01#				3.4pF		±0.1pF	GRM1883C1H3R0BA01#	
				±0.25pF	GRM1884C1H1R2CA01#					±0.25pF	GRM1883C1H3R0CA01#		
			1.4pF	±0.05pF	GRM1884C1H1R3WA01#				3.5pF	±0.05pF	GRM1883C1H3R1WA01#		
				±0.1pF	GRM1884C1H1R3BA01#					±0.1pF	GRM1883C1H3R1BA01#		
			1.5pF	±0.25pF	GRM1884C1H1R3CA01#				3.6pF	±0.25pF	GRM1883C1H3R1CA01#		
				±0.05pF	GRM1884C1H1R4WA01#					3.7pF	±0.05pF	GRM1883C1H3R2WA01#	
			1.6pF	±0.1pF	GRM1884C1H1R4BA01#				3.8pF		±0.1pF	GRM1883C1H3R2BA01#	
				±0.25pF	GRM1884C1H1R4CA01#					±0.25pF	GRM1883C1H3R2CA01#		
			1.7pF	±0.05pF	GRM1884C1H1R5WA01#				3.9pF	±0.05pF	GRM1883C1H3R3WA01#		
				±0.1pF	GRM1884C1H1R5BA01#					±0.1pF	GRM1883C1H3R3BA01#		
		1.8pF	±0.25pF	GRM1884C1H1R5CA01#	4.0pF	±0.25pF	GRM1883C1H3R3CA01#						
			±0.05pF	GRM1884C1H1R6WA01#		4.1pF	±0.05pF	GRM1882C1H4R0WA01#					
		1.9pF	±0.1pF	GRM1884C1H1R6BA01#	4.2pF		±0.1pF	GRM1882C1H4R0BA01#					
			±0.25pF	GRM1884C1H1R6CA01#		±0.25pF	GRM1882C1H4R0CA01#						
		2.0pF	±0.05pF	GRM1884C1H1R7WA01#	4.3pF	±0.05pF	GRM1882C1H4R1WA01#						
			±0.1pF	GRM1884C1H1R7BA01#		±0.1pF	GRM1882C1H4R1BA01#						
		2.1pF	±0.25pF	GRM1884C1H1R7CA01#	4.4pF	±0.25pF	GRM1882C1H4R1CA01#						
			±0.05pF	GRM1884C1H1R8WA01#		4.5pF	±0.05pF	GRM1882C1H4R2WA01#					
		2.2pF	±0.1pF	GRM1884C1H1R8BA01#	4.6pF		±0.1pF	GRM1882C1H4R2BA01#					
			±0.25pF	GRM1884C1H1R8CA01#		±0.25pF	GRM1882C1H4R2CA01#						
		2.3pF	±0.05pF	GRM1884C1H1R9WA01#	4.7pF	±0.05pF	GRM1882C1H4R3WA01#						
			±0.1pF	GRM1884C1H1R9BA01#		±0.1pF	GRM1882C1H4R3BA01#						
		2.4pF	±0.25pF	GRM1884C1H1R9CA01#	4.8pF	±0.25pF	GRM1882C1H4R3CA01#						
			±0.05pF	GRM1884C1H2R0WA01#		4.9pF	±0.05pF	GRM1882C1H4R4WA01#					
		2.5pF	±0.1pF	GRM1884C1H2R0BA01#	5.0pF		±0.1pF	GRM1882C1H4R4BA01#					
			±0.25pF	GRM1884C1H2R0CA01#		±0.25pF	GRM1882C1H4R4CA01#						
		0.9mm	50Vdc	CJ	2.1pF	±0.05pF	GRM1883C1H2R1WA01#	0.9mm	50Vdc	CH	4.0pF	±0.05pF	GRM1882C1H4R0WA01#
						±0.1pF	GRM1883C1H2R1BA01#					±0.1pF	GRM1882C1H4R0BA01#
					±0.25pF	GRM1883C1H2R1CA01#	4.1pF				±0.25pF	GRM1882C1H4R0CA01#	
					±0.05pF	GRM1883C1H2R2WA01#					4.2pF	±0.05pF	GRM1882C1H4R1WA01#
					±0.1pF	GRM1883C1H2R2BA01#	±0.1pF					GRM1882C1H4R1BA01#	
					±0.25pF	GRM1883C1H2R2CA01#	4.3pF				±0.25pF	GRM1882C1H4R1CA01#	
					±0.05pF	GRM1883C1H2R3WA01#					4.4pF	±0.05pF	GRM1882C1H4R2WA01#
					±0.1pF	GRM1883C1H2R3BA01#	±0.1pF					GRM1882C1H4R2BA01#	
±0.25pF	GRM1883C1H2R3CA01#				4.5pF	±0.25pF	GRM1882C1H4R2CA01#						
±0.05pF	GRM1883C1H2R4WA01#					4.6pF	±0.05pF				GRM1882C1H4R3WA01#		
±0.1pF	GRM1883C1H2R4BA01#				±0.1pF		GRM1882C1H4R3BA01#						
±0.25pF	GRM1883C1H2R4CA01#				4.7pF	±0.25pF	GRM1882C1H4R3CA01#						
±0.05pF	GRM1883C1H2R5WA01#			4.8pF		±0.05pF	GRM1882C1H4R4WA01#						
±0.1pF	GRM1883C1H2R5BA01#				±0.1pF	GRM1882C1H4R4BA01#							
±0.25pF	GRM1883C1H2R5CA01#			4.9pF	±0.25pF	GRM1882C1H4R4CA01#							
±0.05pF	GRM1883C1H2R6WA01#				5.0pF	±0.05pF	GRM1882C1H4R5WA01#						
±0.1pF	GRM1883C1H2R6BA01#			±0.1pF		GRM1882C1H4R5BA01#							
±0.25pF	GRM1883C1H2R6CA01#			5.1pF	±0.25pF	GRM1882C1H4R5CA01#							
±0.05pF	GRM1883C1H2R7WA01#				5.2pF	±0.05pF	GRM1882C1H4R6WA01#						
±0.1pF	GRM1883C1H2R7BA01#			±0.1pF		GRM1882C1H4R6BA01#							
±0.25pF	GRM1883C1H2R7CA01#			5.3pF	±0.25pF	GRM1882C1H4R6CA01#							
±0.05pF	GRM1883C1H2R8WA01#				5.4pF	±0.05pF	GRM1882C1H4R7WA01#						
±0.1pF	GRM1883C1H2R8BA01#			±0.1pF		GRM1882C1H4R7BA01#							
±0.25pF	GRM1883C1H2R8CA01#			5.5pF	±0.25pF	GRM1882C1H4R7CA01#							
±0.05pF	GRM1883C1H2R9WA01#	5.6pF	±0.05pF		GRM1882C1H4R8WA01#								
±0.1pF	GRM1883C1H2R9BA01#		±0.1pF	GRM1882C1H4R8BA01#									
±0.25pF	GRM1883C1H2R9CA01#	5.7pF	±0.25pF	GRM1882C1H4R8CA01#									
±0.05pF	GRM1883C1H3R0WA01#		5.8pF	±0.05pF	GRM1882C1H4R9WA01#								
±0.1pF	GRM1883C1H3R0BA01#	±0.1pF		GRM1882C1H4R9BA01#									
±0.25pF	GRM1883C1H3R0CA01#	5.9pF	±0.25pF	GRM1882C1H4R9CA01#									
±0.05pF	GRM1883C1H3R1WA01#		6.0pF	±0.05pF	GRM1882C1H5R0WA01#								
±0.1pF	GRM1883C1H3R1BA01#	±0.1pF		GRM1882C1H5R0BA01#									
±0.25pF	GRM1883C1H3R1CA01#	6.1pF	±0.25pF	GRM1882C1H5R0CA01#									
±0.05pF	GRM1883C1H3R2WA01#		6.2pF	±0.05pF	GRM1882C1H5R1WA01#								
±0.1pF	GRM1883C1H3R2BA01#	±0.1pF		GRM1882C1H5R1BA01#									
±0.25pF	GRM1883C1H3R2CA01#	6.3pF	±0.25pF	GRM1882C1H5R1CA01#									
±0.05pF	GRM1883C1H3R3WA01#		6.4pF	±0.05pF	GRM1882C1H5R2WA01#								
±0.1pF	GRM1883C1H3R3BA01#	±0.1pF		GRM1882C1H5R2BA01#									
±0.25pF	GRM1883C1H3R3CA01#	6.5pF	±0.25pF	GRM1882C1H5R2CA01#									
±0.05pF	GRM1883C1H3R4WA01#		6.6pF	±0.05pF	GRM1882C1H5R3WA01#								
±0.1pF	GRM1883C1H3R4BA01#	±0.1pF		GRM1882C1H5R3BA01#									
±0.25pF	GRM1883C1H3R4CA01#	6.7pF	±0.25pF	GRM1882C1H5R3CA01#									
±0.05pF	GRM1883C1H3R5WA01#		6.8pF	±0.05pF	GRM1882C1H5R4WA01#								
±0.1pF	GRM1883C1H3R5BA01#	±0.1pF		GRM1882C1H5R4BA01#									
±0.25pF	GRM1883C1H3R5CA01#	6.9pF	±0.25pF	GRM1882C1H5R4CA01#									
±0.05pF	GRM1883C1H3R6WA01#		7.0pF	±0.05pF	GRM1882C1H5R5WA01#								
±0.1pF	GRM1883C1H3R6BA01#	±0.1pF		GRM1882C1H5R5BA01#									
±0.25pF	GRM1883C1H3R6CA01#	7.1pF	±0.25pF	GRM1882C1H5R5CA01#									
±0.05pF	GRM1883C1H3R7WA01#		7.2pF	±0.05pF	GRM1882C1H5R6WA01#								
±0.1pF	GRM1883C1H3R7BA01#	±0.1pF		GRM1882C1H5R6BA01#									
±0.25pF	GRM1883C1H3R7CA01#	7.3pF	±0.25pF	GRM1882C1H5R6CA01#									
±0.05pF	GRM1883C1H3R8WA01#		7.4pF	±0.05pF	GRM1882C1H5R7WA01#								
±0.1pF	GRM1883C1H3R8BA01#	±0.1pF		GRM1882C1H5R7BA01#									
±0.25pF	GRM1883C1H3R8CA01#	7.5pF	±0.25pF	GRM1882C1H5R7CA01#									
±0.05pF	GRM1883C1H3R9WA01#		7.6pF	±0.05pF	GRM1882C1H5R8WA01#								
±0.1pF	GRM1883C1H3R9BA01#	±0.1pF		GRM1882C1H5R8BA01#									
±0.25pF	GRM1883C1H3R9CA01#	7.7pF	±0.25pF	GRM1882C1H5R8CA01#									
±0.05pF	GRM1883C1H4R0WA01#		7.8pF	±0.05pF	GRM1882C1H5R9WA01#								
±0.1pF	GRM1883C1H4R0BA01#	±0.1pF		GRM1882C1H5R9BA01#									
±0.25pF	GRM1883C1H4R0CA01#	7.9pF	±0.25pF	GRM1882C1H5R9CA01#									
±0.05pF	GRM1883C1H4R1WA01#		8.0pF	±0.05pF	GRM1882C1H6R0WA01#								
±0.1pF	GRM1883C1H4R1BA01#	±0.1pF		GRM1882C1H6R0BA01#									
±0.25pF	GRM1883C1H4R1CA01#	8.1pF	±0.25pF	GRM1882C1H6R0CA01#									
±0.05pF	GRM1883C1H4R2WA01#		8.2pF	±0.05pF	GRM1882C1H6R1WA01#								
±0.1pF	GRM1883C1H4R2BA01#	±0.1pF		GRM1882C1H6R1BA01#									
±0.25pF	GRM1883C1H4R2CA01#	8.3pF	±0.25pF	GRM1882C1H6R1CA01#									
±0.05pF	GRM1883C1H4R3WA01#		8.4pF	±0.05pF	GRM1882C1H6R2WA01#								
±0.1pF	GRM1883C1H4R3BA01#	±0.1pF		GRM1882C1H6R2BA01#									
±0.25pF	GRM1883C1H4R3CA01#	8.5pF	±0.25pF	GRM1882C1H6R2CA01#									
±0.05pF	GRM1883C1H4R4WA01#		8.6pF	±0.05pF	GRM1882C1H6R3WA01#								
±0.1pF	GRM1883C1H4R4BA01#	±0.1pF		GRM1882C1H6R3BA01#									
±0.25pF	GRM1883C1H4R4CA01#	8.7pF	±0.25pF	GRM1882C1H6R3CA01#									
±0.05pF	GRM1883C1H4R5WA01#		8.8pF	±0.05pF	GRM1882C1H6R4WA01#								
±0.1pF	GRM1883C1H4R5BA01#	±0.1pF		GRM1882C1H6R4BA01#									
±0.25pF	GRM1883C1H4R5CA01#	8.9pF	±0.25pF	GRM1882C1H6R4CA01#									
±0.05pF	GRM1883C1H4R6WA01#		9.0pF	±0.05pF	GRM1882C1H6R5WA01#								
±0.1pF	GRM1883C1H4R6BA01#	±0.1pF		GRM1882C1H6R5BA01#									
±0.25pF	GRM1883C1H4R6CA01#	9.1pF	±0.25pF	GRM1882C1H6R5CA01#									
±0.05pF	GRM1883C1H4R7WA01#		9.2pF	±0.05pF	GRM1882C1H6R6WA01#								
±0.1pF	GRM1883C1H4R7BA01#	±0.1pF		GRM1882C1H6R6BA01#									
±0.25pF	GRM1883C1H4R7CA01#	9.3pF	±0.25pF	GRM1882C1H6R6CA01#									
±0.05pF	GRM1883C1H4R8WA01#		9.4pF	±0.05pF	GRM1882C1H6R7WA01#								
±0.1pF	GRM1883C1H4R8BA01#	±0.1pF		GRM1882C1H6R7BA01#									
±0.25pF	GRM1883C1H4R8CA01#	9.5pF	±0.25pF	GRM1882C1H6R7CA01#									
±0.05pF	GRM1883C1H4R9WA01#		9.6pF	±0.05pF	GRM1882C1H6R8WA01#								
±0.1pF	GRM1883C1H4R9BA01#	±0.1pF		GRM1882C1H6R8BA01#									
±0.25pF	GRM1883C1H4R9CA01#	9.7pF	±0.25pF	GRM1882C1H6R8CA01#									
±0.05pF	GRM1883C1H5R0WA01#		9.8pF	±0.05pF	GRM1882C1H6R9WA01#								
±0.1pF	GRM1883C1H5R0BA01#	±0.1pF		GRM1882C1H6R9BA01#									
±0.25pF	GRM1883C1H5R0CA01#	9.9pF	±0.25pF	GRM1882C1H6R9CA01#									
±0.05pF	GRM1883C1H5R1WA01#		10.0pF	±0.05pF	GRM1882C1H7R0WA01#								
±0.1pF	GRM1883C1H5R1BA01#	±0.1pF		GRM1882C1H7R0BA01#									
±0.25pF	GRM1883C1H5R1CA01#	10.1pF	±0.25pF	GRM1882C1H7R0CA01#									
±0.05pF	GRM1883C1H5R2WA01#		10.2pF	±0.05pF	GRM1882C1H7R1WA01#								
±0.1pF	GRM1883C1H5R2BA01#	±0.1pF		GRM1882C1H7R1									

GRM Series Temperature Compensating Type Part Number List

(→ 1.6×0.8mm)

T max.	Rated Voltage	TC Code	Cap.	Tol.	Part Number	T max.	Rated Voltage	TC Code	Cap.	Tol.	Part Number
0.9mm	50Vdc	CH	4.3pF	±0.25pF	GRM1882C1H4R3CA01#	0.9mm	50Vdc	CH	5.9pF	±0.05pF	GRM1882C1H5R9WA01#
				±0.05pF	GRM1882C1H4R4WA01#					±0.1pF	GRM1882C1H5R9BA01#
			±0.1pF	GRM1882C1H4R4BA01#	±0.25pF				GRM1882C1H5R9CA01#		
			±0.25pF	GRM1882C1H4R4CA01#	±0.5pF				GRM1882C1H5R9DA01#		
			4.5pF	±0.05pF	GRM1882C1H4R5WA01#				6.0pF	±0.05pF	GRM1882C1H6R0WA01#
				±0.1pF	GRM1882C1H4R5BA01#					±0.1pF	GRM1882C1H6R0BA01#
				±0.25pF	GRM1882C1H4R5CA01#					±0.25pF	GRM1882C1H6R0CA01#
			4.6pF	±0.05pF	GRM1882C1H4R6WA01#				6.1pF	±0.05pF	GRM1882C1H6R1WA01#
				±0.1pF	GRM1882C1H4R6BA01#					±0.1pF	GRM1882C1H6R1BA01#
				±0.25pF	GRM1882C1H4R6CA01#					±0.25pF	GRM1882C1H6R1CA01#
			4.7pF	±0.05pF	GRM1882C1H4R7WA01#				6.2pF	±0.05pF	GRM1882C1H6R2WA01#
				±0.1pF	GRM1882C1H4R7BA01#					±0.1pF	GRM1882C1H6R2BA01#
				±0.25pF	GRM1882C1H4R7CA01#					±0.25pF	GRM1882C1H6R2CA01#
			4.8pF	±0.05pF	GRM1882C1H4R8WA01#				6.3pF	±0.05pF	GRM1882C1H6R3WA01#
				±0.1pF	GRM1882C1H4R8BA01#					±0.1pF	GRM1882C1H6R3BA01#
				±0.25pF	GRM1882C1H4R8CA01#					±0.25pF	GRM1882C1H6R3CA01#
			4.9pF	±0.05pF	GRM1882C1H4R9WA01#				6.4pF	±0.05pF	GRM1882C1H6R4WA01#
				±0.1pF	GRM1882C1H4R9BA01#					±0.1pF	GRM1882C1H6R4BA01#
				±0.25pF	GRM1882C1H4R9CA01#					±0.25pF	GRM1882C1H6R4CA01#
			5.0pF	±0.05pF	GRM1882C1H5R0WA01#				6.5pF	±0.05pF	GRM1882C1H6R5WA01#
				±0.1pF	GRM1882C1H5R0BA01#					±0.1pF	GRM1882C1H6R5BA01#
				±0.25pF	GRM1882C1H5R0CA01#					±0.25pF	GRM1882C1H6R5CA01#
			5.1pF	±0.05pF	GRM1882C1H5R1WA01#				6.6pF	±0.05pF	GRM1882C1H6R6WA01#
				±0.1pF	GRM1882C1H5R1BA01#					±0.1pF	GRM1882C1H6R6BA01#
				±0.25pF	GRM1882C1H5R1CA01#					±0.25pF	GRM1882C1H6R6CA01#
				±0.5pF	GRM1882C1H5R1DA01#					±0.5pF	GRM1882C1H6R6DA01#
			5.2pF	±0.05pF	GRM1882C1H5R2WA01#				6.7pF	±0.05pF	GRM1882C1H6R7WA01#
				±0.1pF	GRM1882C1H5R2BA01#					±0.1pF	GRM1882C1H6R7BA01#
				±0.25pF	GRM1882C1H5R2CA01#					±0.25pF	GRM1882C1H6R7CA01#
				±0.5pF	GRM1882C1H5R2DA01#					±0.5pF	GRM1882C1H6R7DA01#
			5.3pF	±0.05pF	GRM1882C1H5R3WA01#				6.8pF	±0.05pF	GRM1882C1H6R8WA01#
				±0.1pF	GRM1882C1H5R3BA01#					±0.1pF	GRM1882C1H6R8BA01#
				±0.25pF	GRM1882C1H5R3CA01#					±0.25pF	GRM1882C1H6R8CA01#
				±0.5pF	GRM1882C1H5R3DA01#					±0.5pF	GRM1882C1H6R8DA01#
			5.4pF	±0.05pF	GRM1882C1H5R4WA01#				6.9pF	±0.05pF	GRM1882C1H6R9WA01#
				±0.1pF	GRM1882C1H5R4BA01#					±0.1pF	GRM1882C1H6R9BA01#
				±0.25pF	GRM1882C1H5R4CA01#					±0.25pF	GRM1882C1H6R9CA01#
				±0.5pF	GRM1882C1H5R4DA01#					±0.5pF	GRM1882C1H6R9DA01#
			5.5pF	±0.05pF	GRM1882C1H5R5WA01#				7.0pF	±0.05pF	GRM1882C1H7R0WA01#
				±0.1pF	GRM1882C1H5R5BA01#					±0.1pF	GRM1882C1H7R0BA01#
				±0.25pF	GRM1882C1H5R5CA01#					±0.25pF	GRM1882C1H7R0CA01#
				±0.5pF	GRM1882C1H5R5DA01#					±0.5pF	GRM1882C1H7R0DA01#
			5.6pF	±0.05pF	GRM1882C1H5R6WA01#				7.1pF	±0.05pF	GRM1882C1H7R1WA01#
				±0.1pF	GRM1882C1H5R6BA01#					±0.1pF	GRM1882C1H7R1BA01#
				±0.25pF	GRM1882C1H5R6CA01#					±0.25pF	GRM1882C1H7R1CA01#
				±0.5pF	GRM1882C1H5R6DA01#					±0.5pF	GRM1882C1H7R1DA01#
			5.7pF	±0.05pF	GRM1882C1H5R7WA01#				7.2pF	±0.05pF	GRM1882C1H7R2WA01#
				±0.1pF	GRM1882C1H5R7BA01#					±0.1pF	GRM1882C1H7R2BA01#
				±0.25pF	GRM1882C1H5R7CA01#						
				±0.5pF	GRM1882C1H5R7DA01#						
			5.8pF	±0.05pF	GRM1882C1H5R8WA01#						
				±0.1pF	GRM1882C1H5R8BA01#						
±0.25pF	GRM1882C1H5R8CA01#										
±0.5pF	GRM1882C1H5R8DA01#										

Part number # indicates the package specification code.

GRM Series
 GJM Series
 GVA Series
 GMD Series
 GQM Series
 GR3 Series
 GRJ Series
 LLA Series
 LLL Series
 LLM Series
 LLR Series
 KRM Series
 KR3 Series
 NFM Series
 GCH Series
 ⚠Caution/ Notice

GRM Series Temperature Compensating Type Part Number List

(→ 1.6×0.8mm)

T max.	Rated Voltage	TC Code	Cap.	Tol.	Part Number	T max.	Rated Voltage	TC Code	Cap.	Tol.	Part Number
0.9mm	50Vdc	CH	7.2pF	±0.25pF	GRM1882C1H7R2CA01#	0.9mm	50Vdc	CH	8.6pF	±0.05pF	GRM1882C1H8R6WA01#
				±0.5pF	GRM1882C1H7R2DA01#					±0.1pF	GRM1882C1H8R6BA01#
			7.3pF	±0.05pF	GRM1882C1H7R3WA01#				±0.25pF	GRM1882C1H8R6CA01#	
				±0.1pF	GRM1882C1H7R3BA01#				±0.5pF	GRM1882C1H8R6DA01#	
				±0.25pF	GRM1882C1H7R3CA01#				8.7pF	±0.05pF	GRM1882C1H8R7WA01#
				±0.5pF	GRM1882C1H7R3DA01#					±0.1pF	GRM1882C1H8R7BA01#
			7.4pF	±0.05pF	GRM1882C1H7R4WA01#					±0.25pF	GRM1882C1H8R7CA01#
				±0.1pF	GRM1882C1H7R4BA01#				±0.5pF	GRM1882C1H8R7DA01#	
				±0.25pF	GRM1882C1H7R4CA01#				8.8pF	±0.05pF	GRM1882C1H8R8WA01#
			±0.5pF	GRM1882C1H7R4DA01#	±0.1pF					GRM1882C1H8R8BA01#	
			7.5pF	±0.05pF	GRM1882C1H7R5WA01#					±0.25pF	GRM1882C1H8R8CA01#
				±0.1pF	GRM1882C1H7R5BA01#				±0.5pF	GRM1882C1H8R8DA01#	
				±0.25pF	GRM1882C1H7R5CA01#				8.9pF	±0.05pF	GRM1882C1H8R9WA01#
			±0.5pF	GRM1882C1H7R5DA01#	±0.1pF					GRM1882C1H8R9BA01#	
			7.6pF	±0.05pF	GRM1882C1H7R6WA01#					±0.25pF	GRM1882C1H8R9CA01#
				±0.1pF	GRM1882C1H7R6BA01#				±0.5pF	GRM1882C1H8R9DA01#	
				±0.25pF	GRM1882C1H7R6CA01#				9.0pF	±0.05pF	GRM1882C1H9R0WA01#
			±0.5pF	GRM1882C1H7R6DA01#	±0.1pF					GRM1882C1H9R0BA01#	
			7.7pF	±0.05pF	GRM1882C1H7R7WA01#					±0.25pF	GRM1882C1H9R0CA01#
				±0.1pF	GRM1882C1H7R7BA01#				±0.5pF	GRM1882C1H9R0DA01#	
				±0.25pF	GRM1882C1H7R7CA01#				9.1pF	±0.05pF	GRM1882C1H9R1WA01#
			±0.5pF	GRM1882C1H7R7DA01#	±0.1pF					GRM1882C1H9R1BA01#	
			7.8pF	±0.05pF	GRM1882C1H7R8WA01#					±0.25pF	GRM1882C1H9R1CA01#
				±0.1pF	GRM1882C1H7R8BA01#				±0.5pF	GRM1882C1H9R1DA01#	
				±0.25pF	GRM1882C1H7R8CA01#				9.2pF	±0.05pF	GRM1882C1H9R2WA01#
			±0.5pF	GRM1882C1H7R8DA01#	±0.1pF					GRM1882C1H9R2BA01#	
			7.9pF	±0.05pF	GRM1882C1H7R9WA01#					±0.25pF	GRM1882C1H9R2CA01#
				±0.1pF	GRM1882C1H7R9BA01#				±0.5pF	GRM1882C1H9R2DA01#	
				±0.25pF	GRM1882C1H7R9CA01#				9.3pF	±0.05pF	GRM1882C1H9R3WA01#
			±0.5pF	GRM1882C1H7R9DA01#	±0.1pF					GRM1882C1H9R3BA01#	
			8.0pF	±0.05pF	GRM1882C1H8R0WA01#					±0.25pF	GRM1882C1H9R3CA01#
				±0.1pF	GRM1882C1H8R0BA01#				±0.5pF	GRM1882C1H9R3DA01#	
				±0.25pF	GRM1882C1H8R0CA01#				9.4pF	±0.05pF	GRM1882C1H9R4WA01#
			±0.5pF	GRM1882C1H8R0DA01#	±0.1pF					GRM1882C1H9R4BA01#	
			8.1pF	±0.05pF	GRM1882C1H8R1WA01#					±0.25pF	GRM1882C1H9R4CA01#
				±0.1pF	GRM1882C1H8R1BA01#				±0.5pF	GRM1882C1H9R4DA01#	
				±0.25pF	GRM1882C1H8R1CA01#				9.5pF	±0.05pF	GRM1882C1H9R5WA01#
			±0.5pF	GRM1882C1H8R1DA01#	±0.1pF					GRM1882C1H9R5BA01#	
			8.2pF	±0.05pF	GRM1882C1H8R2WA01#					±0.25pF	GRM1882C1H9R5CA01#
				±0.1pF	GRM1882C1H8R2BA01#				±0.5pF	GRM1882C1H9R5DA01#	
				±0.25pF	GRM1882C1H8R2CA01#				9.6pF	±0.05pF	GRM1882C1H9R6WA01#
			±0.5pF	GRM1882C1H8R2DA01#	±0.1pF					GRM1882C1H9R6BA01#	
			8.3pF	±0.05pF	GRM1882C1H8R3WA01#					±0.25pF	GRM1882C1H9R6CA01#
				±0.1pF	GRM1882C1H8R3BA01#				±0.5pF	GRM1882C1H9R6DA01#	
				±0.25pF	GRM1882C1H8R3CA01#				9.7pF	±0.05pF	GRM1882C1H9R7WA01#
			±0.5pF	GRM1882C1H8R3DA01#	±0.1pF					GRM1882C1H9R7BA01#	
			8.4pF	±0.05pF	GRM1882C1H8R4WA01#					±0.25pF	GRM1882C1H9R7CA01#
				±0.1pF	GRM1882C1H8R4BA01#				±0.5pF	GRM1882C1H9R7DA01#	
±0.25pF	GRM1882C1H8R4CA01#	9.8pF		±0.05pF	GRM1882C1H9R8WA01#						
±0.5pF	GRM1882C1H8R4DA01#		±0.1pF	GRM1882C1H9R8BA01#							
8.5pF	±0.05pF		GRM1882C1H8R5WA01#	±0.25pF	GRM1882C1H9R8CA01#						
	±0.1pF	GRM1882C1H8R5BA01#	±0.5pF	GRM1882C1H9R8DA01#							
	±0.25pF	GRM1882C1H8R5CA01#	9.9pF	±0.05pF	GRM1882C1H9R9WA01#						
±0.5pF	GRM1882C1H8R5DA01#	±0.1pF		GRM1882C1H9R9BA01#							

Part number # indicates the package specification code.

GRM Series Temperature Compensating Type Part Number List

(→ 1.6×0.8mm)

T max.	Rated Voltage	TC Code	Cap.	Tol.	Part Number							
0.9mm	50Vdc	CH	9.9pF	±0.25pF	GRM1882C1H9R9CA01#							
				±0.5pF	GRM1882C1H9R9DA01#							
			10pF	±5%	GRM1882C1H100JA01#							
			12pF	±5%	GRM1882C1H120JA01#							
			15pF	±5%	GRM1882C1H150JA01#							
			18pF	±5%	GRM1882C1H180JA01#							
			22pF	±5%	GRM1882C1H220JA01#							
			27pF	±5%	GRM1882C1H270JA01#							
			33pF	±5%	GRM1882C1H330JA01#							
			39pF	±5%	GRM1882C1H390JA01#							
			47pF	±5%	GRM1882C1H470JA01#							
			56pF	±5%	GRM1882C1H560JA01#							
			68pF	±5%	GRM1882C1H680JA01#							
			82pF	±5%	GRM1882C1H820JA01#							
			100pF	±5%	GRM1882C1H101JA01#							
			120pF	±5%	GRM1882C1H121JA01#							
			150pF	±5%	GRM1882C1H151JA01#							
			180pF	±5%	GRM1882C1H181JA01#							
			220pF	±5%	GRM1882C1H221JA01#							
			270pF	±5%	GRM1882C1H271JA01#							
			330pF	±5%	GRM1882C1H331JA01#							
			390pF	±5%	GRM1882C1H391JA01#							
			470pF	±5%	GRM1882C1H471JA01#							
			560pF	±5%	GRM1882C1H561JA01#							
			680pF	±5%	GRM1882C1H681JA01#							
			820pF	±5%	GRM1882C1H821JA01#							
			1000pF	±5%	GRM1882C1H102JA01#							
			1200pF	±5%	GRM1882C1H122JA01#							
			1500pF	±5%	GRM1882C1H152JA01#							
			1800pF	±5%	GRM1882C1H182JA01#							
			2200pF	±5%	GRM1882C1H222JA01#							
			2700pF	±5%	GRM1882C1H272JA01#							
			3300pF	±5%	GRM1882C1H332JA01#							
			3900pF	±5%	GRM1882C1H392JA01#							
			4700pF	±5%	GRM1882C1H472JA01#							
			5600pF	±5%	GRM1882C1H562JA01#							
			6800pF	±5%	GRM1882C1H682JA01#							
			8200pF	±5%	GRM1882C1H822JA01#							
			10000pF	±5%	GRM1882C1H103JA01#							
			SL	1200pF	±5%	GRM1881X1H122JA01#	±5%	GRM1881X1H122JA01#				
									GRM1881X1H152JA01#			
									GRM1881X1H182JA01#			
									GRM1881X1H222JA01#			
									GRM1881X1H272JA01#			
									GRM1881X1H332JA01#			
									GRM1881X1H392JA01#			
									GRM1881X1H472JA01#			
									GRM1881X1H562JA01#			
									GRM1881X1H682JA01#			
									GRM1881X1H822JA01#			
GRM1881X1H103JA01#												
U2J	1200pF	±5%							GRM1887U1H122JA01#	±5%	GRM1887U1H122JA01#	
												GRM1887U1H152JA01#
												GRM1887U1H182JA01#

T max.	Rated Voltage	TC Code	Cap.	Tol.	Part Number									
0.9mm	50Vdc	U2J	2200pF	±5%	GRM1887U1H222JA01#									
			2700pF	±5%	GRM1887U1H272JA01#									
			3300pF	±5%	GRM1887U1H332JA01#									
			3900pF	±5%	GRM1887U1H392JA01#									
			4700pF	±5%	GRM1887U1H472JA01#									
			5600pF	±5%	GRM1887U1H562JA01#									
			6800pF	±5%	GRM1887U1H682JA01#									
			8200pF	±5%	GRM1887U1H822JA01#									
			10000pF	±5%	GRM1887U1H103JA01#									
			UJ	1000pF	±5%	GRM1883U1H102JA01#	±5%	GRM1883U1H102JA01#						
									GRM1883U1H122JA01#					
									GRM1883U1H152JA01#					
									GRM1883U1H182JA01#					
									GRM1883U1H222JA01#					
									GRM1883U1H272JA01#					
									GRM1883U1H332JA01#					
									GRM1883U1H392JA01#					
									GRM1883U1H472JA01#					
									GRM1883U1H562JA01#					
			SL	1200pF	±5%	GRM1881X1A123JA01#	±5%	GRM1881X1A123JA01#						
		GRM1881X1A153JA01#												
		GRM1881X1A183JA01#												
		GRM1881X1A223JA01#												
		U2J							1200pF	±5%	GRM1887U1A123JA01#	±5%	GRM1887U1A123JA01#	
														GRM1887U1A153JA01#
														GRM1887U1A183JA01#
														GRM1887U1A223JA01#
		UJ							1200pF	±5%	GRM1883U1A123JA01#	±5%	GRM1883U1A123JA01#	
														GRM1883U1A153JA01#
			GRM1883U1A183JA01#											
			GRM1883U1A223JA01#											
			GRM1883U1A123JA01#											
			GRM1883U1A153JA01#											
		SL	1500pF	±5%	GRM1881X1A153JA01#	±5%	GRM1881X1A153JA01#							
								GRM1881X1A183JA01#						
								GRM1881X1A223JA01#						
								U2J	1500pF	±5%	GRM1887U1A153JA01#	±5%	GRM1887U1A153JA01#	
														GRM1887U1A183JA01#
														GRM1887U1A223JA01#
														UJ
								GRM1883U1A183JA01#						
								GRM1883U1A223JA01#						
								GRM1883U1A123JA01#						
		GRM1883U1A153JA01#												
		GRM1883U1A183JA01#												
		GRM1883U1A223JA01#												
		SL	2200pF	±5%	GRM1881X1A223JA01#	±5%	GRM1881X1A223JA01#							
								GRM1881X1A273JA01#						
								GRM1881X1A323JA01#						
								GRM1881X1A373JA01#						
GRM1881X1A423JA01#														
GRM1881X1A473JA01#														
GRM1881X1A523JA01#														
GRM1881X1A573JA01#														
GRM1881X1A623JA01#														
GRM1881X1A673JA01#														
GRM1881X1A723JA01#														

2.0×1.25mm

T max.	Rated Voltage	TC Code	Cap.	Tol.	Part Number
0.7mm	100Vdc	COG	100pF	±5%	GRM2165C2A101JA01#
			120pF	±5%	GRM2165C2A121JA01#
			150pF	±5%	GRM2165C2A151JA01#
			180pF	±5%	GRM2165C2A181JA01#
			220pF	±5%	GRM2165C2A221JA01#
			270pF	±5%	GRM2165C2A271JA01#
			330pF	±5%	GRM2165C2A331JA01#
			390pF	±5%	GRM2165C2A391JA01#
			470pF	±5%	GRM2165C2A471JA01#
			560pF	±5%	GRM2165C2A561JA01#
			680pF	±5%	GRM2165C2A681JA01#
			820pF	±5%	GRM2165C2A821JA01#
			1000pF	±5%	GRM2165C2A102JA01#
			1200pF	±5%	GRM2165C2A122JA01#
			1500pF	±5%	GRM2165C2A152JA01#

Part number # indicates the package specification code.

GRM Series
 GJM Series
 GVA Series
 GMD Series
 GQM Series
 GR3 Series
 GRJ Series
 LLA Series
 LLL Series
 LLM Series
 LLR Series
 KRM Series
 KR3 Series
 NFM Series
 GCH Series
 ⚠Caution/Notice

GRM Series Temperature Compensating Type Part Number List

(→ 2.0×1.25mm)

T max.	Rated Voltage	TC Code	Cap.	Tol.	Part Number	T max.	Rated Voltage	TC Code	Cap.	Tol.	Part Number	
0.7mm	100Vdc	COG	1800pF	±5%	GRM2165C2A182JA01#	0.95mm	50Vdc	COG	1500pF	±5%	GRM2195C1H153JA01#	
			2200pF	±5%	GRM2165C2A222JA01#				CH	5600pF	±5%	GRM2192C1H562JA01#
			2700pF	±5%	GRM2165C2A272JA01#					6800pF	±5%	GRM2192C1H682JA01#
			3300pF	±5%	GRM2165C2A332JA01#					8200pF	±5%	GRM2192C1H822JA01#
		CH	100pF	±5%	GRM2162C2A101JA01#			10000pF		±5%	GRM2192C1H103JA01#	
			120pF	±5%	GRM2162C2A121JA01#			12000pF	±5%	GRM2192C1H123JA01#		
			150pF	±5%	GRM2162C2A151JA01#			15000pF	±5%	GRM2192C1H153JA01#		
			180pF	±5%	GRM2162C2A181JA01#			SL	2200pF	±5%	GRM2191X1H223JA01#	
		220pF	±5%	GRM2162C2A221JA01#	2700pF				±5%	GRM2191X1H273JA01#		
		270pF	±5%	GRM2162C2A271JA01#	U2J			2200pF	±5%	GRM2197U1H223JA01#		
		330pF	±5%	GRM2162C2A331JA01#				2700pF	±5%	GRM2197U1H273JA01#		
		390pF	±5%	GRM2162C2A391JA01#	UJ			2200pF	±5%	GRM2193U1H223JA01#		
		470pF	±5%	GRM2162C2A471JA01#				2700pF	±5%	GRM2193U1H273JA01#		
		560pF	±5%	GRM2162C2A561JA01#	10Vdc			SL	5600pF	±5%	GRM2191X1A563JA01#	
		680pF	±5%	GRM2162C2A681JA01#				U2J	5600pF	±5%	GRM2197U1A563JA01#	
		820pF	±5%	GRM2162C2A821JA01#				UJ	5600pF	±5%	GRM2193U1A563JA01#	
		1000pF	±5%	GRM2162C2A102JA01#			1.0mm	250Vdc	COG	10pF	±5%	GRM21A5C2E100JW01#
		1200pF	±5%	GRM2162C2A122JA01#						12pF	±5%	GRM21A5C2E120JW01#
		1500pF	±5%	GRM2162C2A152JA01#						15pF	±5%	GRM21A5C2E150JW01#
		1800pF	±5%	GRM2162C2A182JA01#						18pF	±5%	GRM21A5C2E180JW01#
		2200pF	±5%	GRM2162C2A222JA01#						22pF	±5%	GRM21A5C2E220JW01#
		2700pF	±5%	GRM2162C2A272JA01#	27pF					±5%	GRM21A5C2E270JW01#	
		3300pF	±5%	GRM2162C2A332JA01#	33pF					±5%	GRM21A5C2E330JW01#	
		50Vdc	COG	1200pF	±5%					GRM2165C1H122JA01#	39pF	±5%
				1500pF	±5%		GRM2165C1H152JA01#			47pF	±5%	GRM21A5C2E470JW01#
				1800pF	±5%		GRM2165C1H182JA01#			56pF	±5%	GRM21A5C2E560JW01#
				2200pF	±5%		GRM2165C1H222JA01#			68pF	±5%	GRM21A5C2E680JW01#
				2700pF	±5%		GRM2165C1H272JA01#			82pF	±5%	GRM21A5C2E820JW01#
				3300pF	±5%		GRM2165C1H332JA01#			100pF	±5%	GRM21A5C2E101JW01#
				3900pF	±5%		GRM2165C1H392JA01#			120pF	±5%	GRM21A5C2E121JW01#
				4700pF	±5%		GRM2165C1H472JA01#			150pF	±5%	GRM21A5C2E151JW01#
			CH	1200pF	±5%		GRM2162C1H122JA01#			180pF	±5%	GRM21A5C2E181JW01#
	1500pF			±5%	GRM2162C1H152JA01#	220pF	±5%			GRM21A5C2E221JW01#		
	1800pF			±5%	GRM2162C1H182JA01#	270pF	±5%			GRM21A5C2E271JW01#		
	2200pF			±5%	GRM2162C1H222JA01#	330pF	±5%			GRM21A5C2E331JW01#		
	2700pF			±5%	GRM2162C1H272JA01#	390pF	±5%			GRM21A5C2E391JWA1#		
	3300pF			±5%	GRM2162C1H332JA01#	470pF	±5%			GRM21A5C2E471JWA1#		
	3900pF			±5%	GRM2162C1H392JA01#	560pF	±5%			GRM21A5C2E561JWA1#		
	4700pF			±5%	GRM2162C1H472JA01#	680pF	±5%			GRM21A5C2E681JWA1#		
	SL	1200pF	±5%	GRM2161X1H123JA01#	820pF	±5%	GRM21A5C2E821JWA1#					
		1500pF	±5%	GRM2161X1H153JA01#	1000pF	±5%	GRM21A5C2E102JWA1#					
		1800pF	±5%	GRM2161X1H183JA01#	1200pF	±5%	GRM21A5C2E122JWA1#					
	U2J	1200pF	±5%	GRM2167U1H123JA01#	1500pF	±5%	GRM21A5C2E152JWA1#					
		1500pF	±5%	GRM2167U1H153JA01#	1800pF	±5%	GRM21A5C2E182JWA1#					
1800pF		±5%	GRM2167U1H183JA01#	2200pF	±5%	GRM21A5C2E222JWA1#						
UJ	10000pF	±5%	GRM2163U1H103JA01#	2700pF	±5%	GRM21A5C2E272JWA1#						
	12000pF	±5%	GRM2163U1H123JA01#	U2J	100pF	±5%	GRM21A7U2E101JW31#					
	15000pF	±5%	GRM2163U1H153JA01#		120pF	±5%	GRM21A7U2E121JW31#					
	18000pF	±5%	GRM2163U1H183JA01#		150pF	±5%	GRM21A7U2E151JW31#					
0.95mm	50Vdc	COG	5600pF		±5%	GRM2195C1H562JA01#	180pF	±5%	GRM21A7U2E181JW31#			
			6800pF		±5%	GRM2195C1H682JA01#	220pF	±5%	GRM21A7U2E221JW31#			
			8200pF		±5%	GRM2195C1H822JA01#	270pF	±5%	GRM21A7U2E271JW31#			
			10000pF		±5%	GRM2195C1H103JA01#	330pF	±5%	GRM21A7U2E331JW31#			
			12000pF		±5%	GRM2195C1H123JA01#	390pF	±5%	GRM21A7U2E391JW31#			

Part number # indicates the package specification code.

GRM Series Temperature Compensating Type Part Number List

(→ 2.0×1.25mm)

T max.	Rated Voltage	TC Code	Cap.	Tol.	Part Number	
1.0mm	250Vdc	U2J	470pF	±5%	GRM21A7U2E471JW31#	
			560pF	±5%	GRM21A7U2E561JW31#	
			680pF	±5%	GRM21A7U2E681JW31#	
			820pF	±5%	GRM21A7U2E821JW31#	
			1000pF	±5%	GRM21A7U2E102JW31#	
			1200pF	±5%	GRM21A7U2E122JW31#	
			1500pF	±5%	GRM21A7U2E152JW31#	
			1800pF	±5%	GRM21A7U2E182JW31#	
			2200pF	±5%	GRM21A7U2E222JW31#	
		200Vdc	COG	10pF	±5%	GRM21A5C2D100JW01#
				12pF	±5%	GRM21A5C2D120JW01#
				15pF	±5%	GRM21A5C2D150JW01#
				18pF	±5%	GRM21A5C2D180JW01#
				22pF	±5%	GRM21A5C2D220JW01#
				27pF	±5%	GRM21A5C2D270JW01#
				33pF	±5%	GRM21A5C2D330JW01#
				39pF	±5%	GRM21A5C2D390JW01#
	47pF			±5%	GRM21A5C2D470JW01#	
	56pF			±5%	GRM21A5C2D560JW01#	
	68pF			±5%	GRM21A5C2D680JW01#	
	82pF		±5%	GRM21A5C2D820JW01#		
	100pF		±5%	GRM21A5C2D101JW01#		
	120pF		±5%	GRM21A5C2D121JW01#		
	150pF		±5%	GRM21A5C2D151JW01#		
	180pF		±5%	GRM21A5C2D181JW01#		
	220pF		±5%	GRM21A5C2D221JW01#		
	270pF		±5%	GRM21A5C2D271JW01#		
	330pF		±5%	GRM21A5C2D331JW01#		
	U2J		100pF	±5%	GRM21A7U2D101JW31#	
		120pF	±5%	GRM21A7U2D121JW31#		
		150pF	±5%	GRM21A7U2D151JW31#		
		180pF	±5%	GRM21A7U2D181JW31#		
		220pF	±5%	GRM21A7U2D221JW31#		
		270pF	±5%	GRM21A7U2D271JW31#		
		330pF	±5%	GRM21A7U2D331JW31#		
		390pF	±5%	GRM21A7U2D391JW31#		
		470pF	±5%	GRM21A7U2D471JW31#		
		560pF	±5%	GRM21A7U2D561JW31#		
	50Vdc	SL	33000pF	±5%	GRM21A1X1H333JA39#	
			U2J	33000pF	±5%	GRM21A7U1H333JA39#
		UJ	33000pF	±5%	GRM21A3U1H333JA39#	
	1.35mm	50Vdc	COG	18000pF	±5%	GRM21B5C1H183JA01#
				22000pF	±5%	GRM21B5C1H223JA01#
			CH	18000pF	±5%	GRM21B2C1H183JA01#
				22000pF	±5%	GRM21B2C1H223JA01#
			SL	39000pF	±5%	GRM21B1X1H393JA01#
				47000pF	±5%	GRM21B1X1H473JA01#

T max.	Rated Voltage	TC Code	Cap.	Tol.	Part Number	
1.35mm	50Vdc	U2J	39000pF	±5%	GRM21B7U1H393JA01#	
			47000pF	±5%	GRM21B7U1H473JA01#	
		UJ	39000pF	±5%	GRM21B3U1H393JA01#	
			47000pF	±5%	GRM21B3U1H473JA01#	
		10Vdc	SL	68000pF	±5%	GRM21B1X1A683JA01#
				82000pF	±5%	GRM21B1X1A823JA01#
	U2J		0.10μF	±5%	GRM21B1X1A104JA01#	
			68000pF	±5%	GRM21B7U1A683JA01#	
	1.45mm	250Vdc	COG	3300pF	±5%	GRM21B5C2E332JWA1#
				3900pF	±5%	GRM21B5C2E392JWA1#
				4700pF	±5%	GRM21B5C2E472JWA1#
			U2J	2700pF	±5%	GRM21B7U2E272JW32#
3300pF				±5%	GRM21B7U2E332JW32#	
3900pF				±5%	GRM21B7U2E392JW32#	
200Vdc		U2J	4700pF	±5%	GRM21B7U2E472JW32#	
			5600pF	±5%	GRM21B7U2E562JW32#	
		UJ	2700pF	±5%	GRM21B7U2D272JW32#	
			3300pF	±5%	GRM21B7U2D332JW32#	
3.2×1.6mm	100Vdc	COG	1800pF	±5%	GRM3195C2A182JA01#	
			2200pF	±5%	GRM3195C2A222JA01#	
			2700pF	±5%	GRM3195C2A272JA01#	
			3300pF	±5%	GRM3195C2A332JA01#	
			3900pF	±5%	GRM3195C2A392JA01#	
			4700pF	±5%	GRM3195C2A472JA01#	
			5600pF	±5%	GRM3195C2A562JA01#	
			6800pF	±5%	GRM3195C2A682JA01#	
			8200pF	±5%	GRM3195C2A822JA01#	
			10000pF	±5%	GRM3195C2A103JA01#	
GCH Series	50Vdc	CH	1800pF	±5%	GRM3192C2A182JA01#	
			2200pF	±5%	GRM3192C2A222JA01#	
			2700pF	±5%	GRM3192C2A272JA01#	
			3300pF	±5%	GRM3192C2A332JA01#	
			3900pF	±5%	GRM3192C2A392JA01#	
			4700pF	±5%	GRM3192C2A472JA01#	

3.2×1.6mm

T max.	Rated Voltage	TC Code	Cap.	Tol.	Part Number
0.95mm	100Vdc	COG	1800pF	±5%	GRM3195C2A182JA01#
			2200pF	±5%	GRM3195C2A222JA01#
			2700pF	±5%	GRM3195C2A272JA01#
			3300pF	±5%	GRM3195C2A332JA01#
			3900pF	±5%	GRM3195C2A392JA01#
			4700pF	±5%	GRM3195C2A472JA01#
			5600pF	±5%	GRM3195C2A562JA01#
			6800pF	±5%	GRM3195C2A682JA01#
			8200pF	±5%	GRM3195C2A822JA01#
			10000pF	±5%	GRM3195C2A103JA01#
GCH Series	50Vdc	CH	1800pF	±5%	GRM3192C2A182JA01#
			2200pF	±5%	GRM3192C2A222JA01#
			2700pF	±5%	GRM3192C2A272JA01#
			3300pF	±5%	GRM3192C2A332JA01#
			3900pF	±5%	GRM3192C2A392JA01#
			4700pF	±5%	GRM3192C2A472JA01#

Part number # indicates the package specification code.

GRM Series
 GJM Series
 GVA Series
 GMD Series
 GQM Series
 GR3 Series
 GRJ Series
 LLA Series
 LLL Series
 LLM Series
 LLR Series
 KRM Series
 KR3 Series
 NFM Series
 GCH Series
 ⚠Caution/Notice

GRM Series Temperature Compensating Type Part Number List

(→ 3.2×1.6mm)

T max.	Rated Voltage	TC Code	Cap.	Tol.	Part Number		T max.	Rated Voltage	TC Code	Cap.	Tol.	Part Number						
0.95mm	100Vdc	CH	5600pF	±5%	GRM3192C2A562JA01#		1.0mm	1000Vdc	COG	180pF	±5%	GRM31A5C3A181JW01#						
			6800pF	±5%	GRM3192C2A682JA01#					220pF	±5%	GRM31A5C3A221JW01#						
			8200pF	±5%	GRM3192C2A822JA01#					270pF	±5%	GRM31A5C3A271JWA1#						
			10000pF	±5%	GRM3192C2A103JA01#					330pF	±5%	GRM31A5C3A331JWA1#						
			12000pF	±5%	GRM3192C2A123JA01#					390pF	±5%	GRM31A5C3A391JWA1#						
			15000pF	±5%	GRM3192C2A153JA01#					470pF	±5%	GRM31A5C3A471JWA1#						
			18000pF	±5%	GRM3192C2A183JA01#					U2J	10pF	±5%	GRM31A7U3A100JW31#					
			22000pF	±5%	GRM3192C2A223JA01#						12pF	±5%	GRM31A7U3A120JW31#					
			27000pF	±5%	GRM3192C2A273JA01#	D1					15pF	±5%	GRM31A7U3A150JW31#					
			33000pF	±5%	GRM3192C2A333JA01#	D1					18pF	±5%	GRM31A7U3A180JW31#					
			39000pF	±5%	GRM3192C2A393JA01#	D1					22pF	±5%	GRM31A7U3A220JW31#					
			50Vdc	COG	12000pF	±5%					GRM3195C1H123JA01#		27pF	±5%	GRM31A7U3A270JW31#			
					15000pF	±5%					GRM3195C1H153JA01#		33pF	±5%	GRM31A7U3A330JW31#			
					18000pF	±5%					GRM3195C1H183JA01#		39pF	±5%	GRM31A7U3A390JW31#			
					22000pF	±5%					GRM3195C1H223JA01#		47pF	±5%	GRM31A7U3A470JW31#			
	27000pF	±5%			GRM3195C1H273JA01#						56pF	±5%	GRM31A7U3A560JW31#					
	33000pF	±5%			GRM3195C1H333JA01#						68pF	±5%	GRM31A7U3A680JW31#					
	39000pF	±5%			GRM3195C1H393JA01#						82pF	±5%	GRM31A7U3A820JW31#					
	CH	12000pF			±5%	GRM3192C1H123JA01#						100pF	±5%	GRM31A7U3A101JW31#				
		15000pF			±5%	GRM3192C1H153JA01#						120pF	±5%	GRM31A7U3A121JW31#				
		18000pF			±5%	GRM3192C1H183JA01#						150pF	±5%	GRM31A7U3A151JW31#				
		22000pF			±5%	GRM3192C1H223JA01#					180pF	±5%	GRM31A7U3A181JW31#					
		27000pF			±5%	GRM3192C1H273JA01#					220pF	±5%	GRM31A7U3A221JW31#					
		27000pF			±5%	GRM3192C1H333JA01#					270pF	±5%	GRM31A7U3A271JW31#					
	SL	5600pF			±5%	GRM3191X1H563JA01#					330pF	±5%	GRM31A7U3A331JW31#					
		U2J			5600pF	±5%				GRM3197U1H563JA01#		630Vdc	COG	10pF	±5%	GRM31A5C2J100JW01#		
			5600pF	±5%	GRM3193U1H563JA01#					12pF	±5%			GRM31A5C2J120JW01#				
	1.0mm	2000Vdc	U2J	10pF	±5%	GRM31A7U3D100JW31#					15pF			±5%	GRM31A5C2J150JW01#			
				12pF	±5%	GRM31A7U3D120JW31#					18pF			±5%	GRM31A5C2J180JW01#			
				15pF	±5%	GRM31A7U3D150JW31#					22pF			±5%	GRM31A5C2J220JW01#			
				18pF	±5%	GRM31A7U3D180JW31#					27pF			±5%	GRM31A5C2J270JW01#			
				22pF	±5%	GRM31A7U3D220JW31#					33pF			±5%	GRM31A5C2J330JW01#			
				27pF	±5%	GRM31A7U3D270JW31#					39pF			±5%	GRM31A5C2J390JW01#			
				33pF	±5%	GRM31A7U3D330JW31#					47pF			±5%	GRM31A5C2J470JW01#			
				39pF	±5%	GRM31A7U3D390JW31#					56pF			±5%	GRM31A5C2J560JW01#			
				47pF	±5%	GRM31A7U3D470JW31#					68pF			±5%	GRM31A5C2J680JW01#			
				56pF	±5%	GRM31A7U3D560JW31#					82pF			±5%	GRM31A5C2J820JW01#			
				68pF	±5%	GRM31A7U3D680JW31#					100pF			±5%	GRM31A5C2J101JW01#			
				1000Vdc	COG	10pF				±5%	GRM31A5C3A100JW01#				120pF	±5%	GRM31A5C2J121JW01#	
						12pF				±5%	GRM31A5C3A120JW01#				150pF	±5%	GRM31A5C2J151JW01#	
						15pF				±5%	GRM31A5C3A150JW01#		180pF	±5%	GRM31A5C2J181JW01#			
						18pF				±5%	GRM31A5C3A180JW01#		220pF	±5%	GRM31A5C2J221JW01#			
	22pF	±5%	GRM31A5C3A220JW01#							270pF	±5%	GRM31A5C2J271JW01#						
	27pF	±5%	GRM31A5C3A270JW01#							330pF	±5%	GRM31A5C2J331JW01#						
	33pF	±5%	GRM31A5C3A330JW01#							390pF	±5%	GRM31A5C2J391JW01#						
39pF	±5%	GRM31A5C3A390JW01#				470pF	±5%	GRM31A5C2J471JW01#										
47pF	±5%	GRM31A5C3A470JW01#				560pF	±5%	GRM31A5C2J561JW01#										
56pF	±5%	GRM31A5C3A560JW01#				1200pF	±5%	GRM31A5C2J122JWA1#										
68pF	±5%	GRM31A5C3A680JW01#				1500pF	±5%	GRM31A5C2J152JWA1#										
82pF	±5%	GRM31A5C3A820JW01#				1800pF	±5%	GRM31A5C2J182JWA1#										
100pF	±5%	GRM31A5C3A101JW01#				U2J	10pF	±5%	GRM31A7U2J100JW31#									
120pF	±5%	GRM31A5C3A121JW01#					12pF	±5%	GRM31A7U2J120JW31#									
150pF	±5%	GRM31A5C3A151JW01#					15pF	±5%	GRM31A7U2J150JW31#									
				18pF	±5%		GRM31A7U2J180JW31#											

Part number # indicates the package specification code.

GRM Series Temperature Compensating Type Part Number List

(→ 3.2×1.6mm)

T max.	Rated Voltage	TC Code	Cap.	Tol.	Part Number	T max.	Rated Voltage	TC Code	Cap.	Tol.	Part Number		
1.0mm	630Vdc	U2J	22pF	±5%	GRM31A7U2J220JW31#	1.0mm	500Vdc	U2J	39pF	±5%	GRM31A7U2H390JW31#		
			27pF	±5%	GRM31A7U2J270JW31#				47pF	±5%	GRM31A7U2H470JW31#		
			33pF	±5%	GRM31A7U2J330JW31#				56pF	±5%	GRM31A7U2H560JW31#		
			39pF	±5%	GRM31A7U2J390JW31#				68pF	±5%	GRM31A7U2H680JW31#		
			47pF	±5%	GRM31A7U2J470JW31#				82pF	±5%	GRM31A7U2H820JW31#		
			56pF	±5%	GRM31A7U2J560JW31#				100pF	±5%	GRM31A7U2H101JW31#		
			68pF	±5%	GRM31A7U2J680JW31#				120pF	±5%	GRM31A7U2H121JW31#		
			82pF	±5%	GRM31A7U2J820JW31#				150pF	±5%	GRM31A7U2H151JW31#		
			100pF	±5%	GRM31A7U2J101JW31#				180pF	±5%	GRM31A7U2H181JW31#		
			120pF	±5%	GRM31A7U2J121JW31#				220pF	±5%	GRM31A7U2H221JW31#		
			150pF	±5%	GRM31A7U2J151JW31#				270pF	±5%	GRM31A7U2H271JW31#		
			180pF	±5%	GRM31A7U2J181JW31#				330pF	±5%	GRM31A7U2H331JW31#		
			220pF	±5%	GRM31A7U2J221JW31#				390pF	±5%	GRM31A7U2H391JW31#		
			270pF	±5%	GRM31A7U2J271JW31#				470pF	±5%	GRM31A7U2H471JW31#		
			330pF	±5%	GRM31A7U2J331JW31#				560pF	±5%	GRM31A7U2H561JW31#		
			390pF	±5%	GRM31A7U2J391JW31#				680pF	±5%	GRM31A7U2H681JW31#		
			470pF	±5%	GRM31A7U2J471JW31#				820pF	±5%	GRM31A7U2H821JW31#		
			560pF	±5%	GRM31A7U2J561JW31#				1000pF	±5%	GRM31A7U2H102JW31#		
			680pF	±5%	GRM31A7U2J681JW31#				1200pF	±5%	GRM31A7U2H122JW31#		
			820pF	±5%	GRM31A7U2J821JW31#				1500pF	±5%	GRM31A7U2H152JW31#		
			1000pF	±5%	GRM31A7U2J102JW31#				1800pF	±5%	GRM31A7U2H182JW31#		
			1200pF	±5%	GRM31A7U2J122JW31#				2200pF	±5%	GRM31A7U2H222JW31#		
			1500pF	±5%	GRM31A7U2J152JW31#								
			1800pF	±5%	GRM31A7U2J182JW31#								
	2200pF	±5%	GRM31A7U2J222JW31#										
	500Vdc	COG	10pF	±5%	GRM31A5C2H100JW01#		250Vdc	COG	390pF	±5%	GRM31A5C2E391JWA1#		
			12pF	±5%	GRM31A5C2H120JW01#		470pF		±5%	GRM31A5C2E471JWA1#			
			15pF	±5%	GRM31A5C2H150JW01#		560pF		±5%	GRM31A5C2E561JWA1#			
			18pF	±5%	GRM31A5C2H180JW01#		680pF		±5%	GRM31A5C2E681JWA1#			
			22pF	±5%	GRM31A5C2H220JW01#		820pF		±5%	GRM31A5C2E821JWA1#			
			27pF	±5%	GRM31A5C2H270JW01#		1000pF		±5%	GRM31A5C2E102JWA1#			
			33pF	±5%	GRM31A5C2H330JW01#		1200pF		±5%	GRM31A5C2E122JWA1#			
			39pF	±5%	GRM31A5C2H390JW01#		1500pF		±5%	GRM31A5C2E152JWA1#			
			47pF	±5%	GRM31A5C2H470JW01#		1800pF		±5%	GRM31A5C2E182JWA1#			
			56pF	±5%	GRM31A5C2H560JW01#		2200pF		±5%	GRM31A5C2E222JWA1#			
			68pF	±5%	GRM31A5C2H680JW01#		2700pF		±5%	GRM31A5C2E272JWA1#			
			82pF	±5%	GRM31A5C2H820JW01#		3300pF		±5%	GRM31A5C2E332JWA1#			
			100pF	±5%	GRM31A5C2H101JW01#		3900pF		±5%	GRM31A5C2E392JWA1#			
			120pF	±5%	GRM31A5C2H121JW01#		4700pF		±5%	GRM31A5C2E472JWA1#			
			150pF	±5%	GRM31A5C2H151JW01#		5600pF		±5%	GRM31A5C2E562JWA1#			
			180pF	±5%	GRM31A5C2H181JW01#		6800pF		±5%	GRM31A5C2E682JWA1#			
			220pF	±5%	GRM31A5C2H221JW01#								
			270pF	±5%	GRM31A5C2H271JW01#		200Vdc		U2J	2700pF	±5%	GRM31A7U2E272JW31#	
			330pF	±5%	GRM31A5C2H331JW01#		3300pF	±5%		GRM31A7U2D332JW31#			
			390pF	±5%	GRM31A5C2H391JW01#		3900pF	±5%		GRM31A7U2D392JW31#			
			470pF	±5%	GRM31A5C2H471JW01#		4700pF	±5%		GRM31A7U2D472JW31#			
			560pF	±5%	GRM31A5C2H561JW01#		5600pF	±5%		GRM31A7U2D562JW31#			
			U2J	10pF	±5%		GRM31A7U2H100JW31#	1.25mm		1000Vdc	COG	560pF	±5%
12pF				±5%	GRM31A7U2H120JW31#	680pF	±5%					GRM31B5C3A681JWA1#	
15pF				±5%	GRM31A7U2H150JW31#	U2J	390pF					±5%	GRM31B7U3A391JW31#
18pF				±5%	GRM31A7U2H180JW31#		470pF					±5%	GRM31B7U3A471JW31#
22pF				±5%	GRM31A7U2H220JW31#		560pF		±5%			GRM31B7U3A561JW31#	
27pF				±5%	GRM31A7U2H270JW31#	680pF	±5%		GRM31B7U3A681JW31#				
33pF				±5%	GRM31A7U2H330JW31#								

Part number # indicates the package specification code.

GRM Series
 GJM Series
 GMA Series
 GMD Series
 GQM Series
 GR3 Series
 GRJ Series
 LLA Series
 LLL Series
 LLM Series
 LLR Series
 KRM Series
 KR3 Series
 NFM Series
 GCH Series
 Caution/Notice

GRM Series Temperature Compensating Type Part Number List

(→ 3.2×1.6mm)

T max.	Rated Voltage	TC Code	Cap.	Tol.	Part Number			
1.25mm	630Vdc	COG	680pF	±5%	GRM31B5C2J681JW01#			
			820pF	±5%	GRM31B5C2J821JW01#			
			1000pF	±5%	GRM31B5C2J102JW01#			
			2200pF	±5%	GRM31B5C2J222JWA1#			
			2700pF	±5%	GRM31B5C2J272JWA1#			
		U2J	2700pF	±5%	GRM31B7U2J272JW31#			
			3300pF	±5%	GRM31B7U2J332JW31#			
			500Vdc	COG	680pF	±5%	GRM31B5C2H681JW01#	
					820pF	±5%	GRM31B5C2H821JW01#	
					1000pF	±5%	GRM31B5C2H102JW01#	
	U2J	2700pF	±5%	GRM31B7U2H272JW31#				
		3300pF	±5%	GRM31B7U2H332JW31#				
	250Vdc	COG	8200pF	±5%	GRM31B5C2E822JWA1#			
			10000pF	±5%	GRM31B5C2E103JWA1#			
			12000pF	±5%	GRM31B5C2E123JWA1#			
			U2J	6800pF	±5%	GRM31B7U2E682JW31#		
				8200pF	±5%	GRM31B7U2E822JW31#		
		10000pF		±5%	GRM31B7U2E103JW31#			
		12000pF	±5%	GRM31B7U2E123JW31#				
		200Vdc	U2J	6800pF	±5%	GRM31B7U2D682JW31#		
				8200pF	±5%	GRM31B7U2D822JW31#		
				10000pF	±5%	GRM31B7U2D103JW31#		
	100Vdc	COG	47000pF	±5%	GRM31M5C2A473JA01#	D1		
			56000pF	±5%	GRM31M5C2A563JA01#	D1		
		CH	47000pF	±5%	GRM31M2C2A473JA01#	D1		
			56000pF	±5%	GRM31M2C2A563JA01#	D1		
		50Vdc	COG	47000pF	±5%	GRM31M5C1H473JA01#		
				56000pF	±5%	GRM31M5C1H563JA01#		
	CH		47000pF	±5%	GRM31M2C1H473JA01#			
			56000pF	±5%	GRM31M2C1H563JA01#			
	SL		68000pF	±5%	GRM31M1X1H683JA01#			
			82000pF	±5%	GRM31M1X1H823JA01#			
	0.10μF	±5%	GRM31M1X1H104JA01#					
	U2J	68000pF	±5%	GRM31M7U1H683JA01#				
		82000pF	±5%	GRM31M7U1H823JA01#				
		0.10μF	±5%	GRM31M7U1H104JA01#				
UJ		68000pF	±5%	GRM31M3U1H683JA01#				
		82000pF	±5%	GRM31M3U1H823JA01#				
		0.10μF	±5%	GRM31M3U1H104JA01#				
1.8mm	1000Vdc	COG	820pF	±5%	GRM31C5C3A821JWA3#			
			1000pF	±5%	GRM31C5C3A102JWA3#			
			U2J	820pF	±5%	GRM31C7U3A821JW32#		
		1000pF	±5%	GRM31C7U3A102JW32#				
		630Vdc	COG	3300pF	±5%	GRM31C5C2J332JWA3#		
				U2J	3900pF	±5%	GRM31C7U2J392JW32#	
	4700pF	±5%	GRM31C7U2J472JW32#					
	500Vdc	U2J	3900pF	±5%	GRM31C7U2H392JW32#			
			4700pF	±5%	GRM31C7U2H472JW32#			
	250Vdc	COG	15000pF	±5%	GRM31C5C2E153JWA3#			
			U2J	15000pF	±5%	GRM31C7U2E153JW32#		
		18000pF	±5%	GRM31C7U2E183JW32#				
		22000pF	±5%	GRM31C7U2E223JW32#				
	100Vdc	COG	68000pF	±5%	GRM31C5C2A683JA01#	D1		
			82000pF	±5%	GRM31C5C2A823JA01#	D1		

T max.	Rated Voltage	TC Code	Cap.	Tol.	Part Number	
1.8mm	100Vdc	COG	0.10μF	±5%	GRM31C5C2A104JA01#	D1
			CH	68000pF	±5%	GRM31C2C2A683JA01#
		CH	82000pF	±5%	GRM31C2C2A823JA01#	D1
			0.10μF	±5%	GRM31C2C2A104JA01#	D1
	50Vdc	COG	68000pF	±5%	GRM31C5C1H683JA01#	
			82000pF	±5%	GRM31C5C1H823JA01#	
			0.10μF	±5%	GRM31C5C1H104JA01#	
		CH	68000pF	±5%	GRM31C2C1H683JA01#	
			82000pF	±5%	GRM31C2C1H823JA01#	
			0.10μF	±5%	GRM31C2C1H104JA01#	
	25Vdc	COG	0.12μF	±5%	GRM31C5C1E124JA01#	
			CH	0.12μF	±5%	GRM31C2C1E124JA01#
16Vdc	COG	0.12μF	±5%	GRM31C5C1C124JA01#		
		CH	0.12μF	±5%	GRM31C2C1C124JA01#	

3.2×2.5mm

T max.	Rated Voltage	TC Code	Cap.	Tol.	Part Number		
1.0mm	2000Vdc	U2J	82pF	±5%	GRM32A7U3D820JW31#		
			100pF	±5%	GRM32A7U3D101JW31#		
			120pF	±5%	GRM32A7U3D121JW31#		
			150pF	±5%	GRM32A7U3D151JW31#		
	630Vdc	U2J	1200pF	±5%	GRM32A7U2J122JW31#		
			1500pF	±5%	GRM32A7U2J152JW31#		
			1800pF	±5%	GRM32A7U2J182JW31#		
			2200pF	±5%	GRM32A7U2J222JW31#		
	500Vdc	U2J	1200pF	±5%	GRM32A7U2H122JW31#		
			1500pF	±5%	GRM32A7U2H152JW31#		
			1800pF	±5%	GRM32A7U2H182JW31#		
			2200pF	±5%	GRM32A7U2H222JW31#		
	1.25mm	2000Vdc	U2J	180pF	±5%	GRM32B7U3D181JW31#	
				220pF	±5%	GRM32B7U3D221JW31#	
		1000Vdc	U2J	1200pF	±5%	GRM32B7U3A122JW31#	
				630Vdc	U2J	5600pF	±5%
	500Vdc	U2J	5600pF	±5%	GRM32B7U2H562JW31#		
	1.5mm	1000Vdc	U2J	1500pF	±5%	GRM32Q7U3A152JW31#	
630Vdc				U2J	6800pF	±5%	GRM32Q7U2J682JW31#
500Vdc		U2J	6800pF	±5%	GRM32Q7U2H682JW31#		
			250Vdc	U2J	27000pF	±5%	GRM32Q7U2E273JW31#
2.0mm	1000Vdc	U2J	1800pF	±5%	GRM32D7U3A182JW31#		
			2200pF	±5%	GRM32D7U3A222JW31#		
	630Vdc	U2J	8200pF	±5%	GRM32D7U2J822JW31#		
			10000pF	±5%	GRM32D7U2J103JW31#		
	500Vdc	U2J	8200pF	±5%	GRM32D7U2H822JW31#		
			10000pF	±5%	GRM32D7U2H103JW31#		
	250Vdc	U2J	33000pF	±5%	GRM32D7U2E333JW31#		
			39000pF	±5%	GRM32D7U2E393JW31#		
47000pF	±5%	GRM32D7U2E473JW31#					

Part number # indicates the package specification code.

GRM Series Temperature Compensating Type Part Number List

4.5×2.0mm

T max.	Rated Voltage	TC Code	Cap.	Tol.	Part Number
1.0mm	3150Vdc	U2J	10pF	±5%	GRM42A7U3F100JW31#
			12pF	±5%	GRM42A7U3F120JW31#
			15pF	±5%	GRM42A7U3F150JW31#
			18pF	±5%	GRM42A7U3F180JW31#
			22pF	±5%	GRM42A7U3F220JW31#
			27pF	±5%	GRM42A7U3F270JW31#
			33pF	±5%	GRM42A7U3F330JW31#
			39pF	±5%	GRM42A7U3F390JW31#
			47pF	±5%	GRM42A7U3F470JW31#
			56pF	±5%	GRM42A7U3F560JW31#
			68pF	±5%	GRM42A7U3F680JW31#
			82pF	±5%	GRM42A7U3F820JW31#
100pF	±5%	GRM42A7U3F101JW31#			

4.5×3.2mm

T max.	Rated Voltage	TC Code	Cap.	Tol.	Part Number
1.5mm	1000Vdc	U2J	2700pF	±5%	GRM43Q7U3A272JW31#
			3300pF	±5%	GRM43Q7U3A332JW31#
	630Vdc	U2J	12000pF	±5%	GRM43Q7U2J123JW31#
	500Vdc	U2J	12000pF	±5%	GRM43Q7U2H123JW31#
2.0mm	1000Vdc	U2J	3900pF	±5%	GRM43D7U3A392JW31#
			4700pF	±5%	GRM43D7U3A472JW31#
	630Vdc	U2J	15000pF	±5%	GRM43D7U2J153JW31#
			18000pF	±5%	GRM43D7U2J183JW31#
			22000pF	±5%	GRM43D7U2J223JW31#
	500Vdc	U2J	15000pF	±5%	GRM43D7U2H153JW31#
			18000pF	±5%	GRM43D7U2H183JW31#
			22000pF	±5%	GRM43D7U2H223JW31#

5.7×5.0mm

T max.	Rated Voltage	TC Code	Cap.	Tol.	Part Number
1.5mm	1000Vdc	U2J	5600pF	±5%	GRM55Q7U3A562JW31#
			6800pF	±5%	GRM55Q7U3A682JW31#
	630Vdc	U2J	27000pF	±5%	GRM55Q7U2J273JW31#
	500Vdc	U2J	27000pF	±5%	GRM55Q7U2H273JW31#
2.0mm	1000Vdc	U2J	8200pF	±5%	GRM55D7U3A822JW31#
			10000pF	±5%	GRM55D7U3A103JW31#
	630Vdc	U2J	33000pF	±5%	GRM55D7U2J333JW31#
			39000pF	±5%	GRM55D7U2J393JW31#
			47000pF	±5%	GRM55D7U2J473JW31#
	500Vdc	U2J	33000pF	±5%	GRM55D7U2H333JW31#
			39000pF	±5%	GRM55D7U2H393JW31#
47000pF	±5%	GRM55D7U2H473JW31#			

GRM Series
 GJM Series
 GVA Series
 GMD Series
 GQM Series
 GR3 Series
 GRJ Series
 LLA Series
 LLL Series
 LLM Series
 LLR Series
 KRM Series
 KR3 Series
 NFM Series
 GCH Series
 Caution/Notice

GRM Series High Dielectric Constant Type Part Number List

0.4×0.2mm

T max.	Rated Voltage	TC Code	Cap.	Tol.	Part Number		
0.22mm	16Vdc	X7R	100pF	±10%	GRM022R71C101KE14#		
				±20%	GRM022R71C101ME14#		
			150pF	±10%	GRM022R71C151KE14#		
				±20%	GRM022R71C151ME14#		
			220pF	±10%	GRM022R71C221KE14#		
				±20%	GRM022R71C221ME14#		
			330pF	±10%	GRM022R71C331KE14#		
				±20%	GRM022R71C331ME14#		
			470pF	±10%	GRM022R71C471KE14#		
				±20%	GRM022R71C471ME14#		
			1000pF	±10%	GRM022R71C102KE14#		
				±20%	GRM022R71C102ME14#		
			10Vdc	X7R	100pF	±10%	GRM022R71A101KA01#
						±20%	GRM022R71A101MA01#
					150pF	±10%	GRM022R71A151KA01#
						±20%	GRM022R71A151MA01#
					220pF	±10%	GRM022R71A221KA01#
						±20%	GRM022R71A221MA01#
					330pF	±10%	GRM022R71A331KA01#
						±20%	GRM022R71A331MA01#
					470pF	±10%	GRM022R71A471KA01#
						±20%	GRM022R71A471MA01#
					680pF	±10%	GRM022R71A681KA12#
						±20%	GRM022R71A681MA12#
	820pF	±10%			GRM022R71A821KA12#		
		±20%			GRM022R71A821MA12#		
	1000pF	±10%			GRM022R71A102KA12#		
		±20%			GRM022R71A102MA12#		
	X5R	X5R			100pF	±10%	GRM022R61A101KA01#
						±20%	GRM022R61A101MA01#
					150pF	±10%	GRM022R61A151KA01#
						±20%	GRM022R61A151MA01#
					220pF	±10%	GRM022R61A221KA01#
						±20%	GRM022R61A221MA01#
					330pF	±10%	GRM022R61A331KA01#
						±20%	GRM022R61A331MA01#
			470pF	±10%	GRM022R61A471KA01#		
				±20%	GRM022R61A471MA01#		
			680pF	±10%	GRM022R61A681KE19#		
				±20%	GRM022R61A681ME19#		
			1000pF	±10%	GRM022R61A102KE19#		
				±20%	GRM022R61A102ME19#		
			1500pF	±10%	GRM022R61A152KE19#		
				±20%	GRM022R61A152ME19#		
			2200pF	±10%	GRM022R61A222KE19#		
				±20%	GRM022R61A222ME19#		
			3300pF	±10%	GRM022R61A332KE19#		
				±20%	GRM022R61A332ME19#		
4700pF			±10%	GRM022R61A472KE19#			
			±20%	GRM022R61A472ME19#			
6800pF			±10%	GRM022R61A682KE19#			
			±20%	GRM022R61A682ME19#			

T max.	Rated Voltage	TC Code	Cap.	Tol.	Part Number		
0.22mm	10Vdc	X5R	1000pF	±10%	GRM022R61A103KE19#		
				±20%	GRM022R61A103ME19#		
			B	100pF	±10%	GRM022B11A101KA01#	
					±20%	GRM022B11A101MA01#	
			150pF	±10%	GRM022B11A151KA01#		
				±20%	GRM022B11A151MA01#		
			220pF	±10%	GRM022B11A221KA01#		
				±20%	GRM022B11A221MA01#		
			330pF	±10%	GRM022B11A331KA01#		
				±20%	GRM022B11A331MA01#		
			470pF	±10%	GRM022B11A471KA01#		
				±20%	GRM022B11A471MA01#		
			680pF	±10%	GRM022B31A681KE19#		
				±20%	GRM022B31A681ME19#		
			1000pF	±10%	GRM022B31A102KE19#		
				±20%	GRM022B31A102ME19#		
			1500pF	±10%	GRM022B31A152KE19#		
				±20%	GRM022B31A152ME19#		
			2200pF	±10%	GRM022B31A222KE19#		
				±20%	GRM022B31A222ME19#		
			3300pF	±10%	GRM022B31A332KE19#		
				±20%	GRM022B31A332ME19#		
			4700pF	±10%	GRM022B31A472KE19#		
				±20%	GRM022B31A472ME19#		
	6800pF	±10%	GRM022B31A682KE19#				
		±20%	GRM022B31A682ME19#				
	10000pF	±10%	GRM022B31A103KE19#				
		±20%	GRM022B31A103ME19#				
	6.3Vdc	X5R	1000pF	±20%	GRM022R60J102ME19#		
				±20%	GRM022R60J152ME19#		
			2200pF	±20%	GRM022R60J222ME19#		
				±20%	GRM022R60J332ME19#		
			4700pF	±20%	GRM022R60J472ME19#		
				±20%	GRM022R60J682ME19#		
			10000pF	±20%	GRM022R60J103ME19#		
				±20%	GRM022R60J153ME15# D1		
			22000pF	±10%	GRM022R60J223KE15# D1		
				±20%	GRM022R60J223ME15# D1		
			33000pF	±20%	GRM022R60J333ME15# D1		
				±20%	GRM022R60J473ME15# D1		
			68000pF	±20%	GRM022R60J683ME15# D1		
				0.10µF	±20%	GRM022R60J104ME15# D1	
			4Vdc	X6T	1000pF	±20%	GRM022B30J102ME19#
						±20%	GRM022B30J152ME19#
					2200pF	±20%	GRM022B30J222ME19#
						±20%	GRM022B30J332ME19#
					4700pF	±20%	GRM022B30J472ME19#
						±20%	GRM022B30J682ME19#
6800pF					±20%	GRM022B30J103ME19#	
					±20%	GRM022B30J103ME19#	
X5R					15000pF	±10%	GRM022R60G153KE15#
						±20%	GRM022R60G153ME15#
	22000pF	±10%			GRM022R60G223KE15#		
		±20%			GRM022R60G223ME15#		

Part number # indicates the package specification code.

GRM Series High Dielectric Constant Type Part Number List

(→ 0.4×0.2mm)

T max.	Rated Voltage	TC Code	Cap.	Tol.	Part Number
0.22mm	4Vdc	X5R	33000pF	±10%	GRM022R60G333KE15#
				±20%	GRM022R60G333ME15#
			47000pF	±10%	GRM022R60G473KE15#
				±20%	GRM022R60G473ME15#
			68000pF	±20%	GRM022R60G683ME15#
				0.10μF	±20%
2.5Vdc	X6T	0.10μF	±20%	GRM022D80E104ME15#	

0.6×0.3mm

T max.	Rated Voltage	TC Code	Cap.	Tol.	Part Number			
0.33mm	50Vdc	X7R	100pF	±10%	GRM033R71H101KA12#			
				±20%	GRM033R71H101MA12#			
			150pF	±10%	GRM033R71H151KA12#			
				±20%	GRM033R71H151MA12#			
			220pF	±10%	GRM033R71H221KA12#			
				±20%	GRM033R71H221MA12#			
			330pF	±10%	GRM033R71H331KA12#			
				±20%	GRM033R71H331MA12#			
			470pF	±10%	GRM033R71H471KA12#			
				±20%	GRM033R71H471MA12#			
			680pF	±10%	GRM033R71H681KA12#			
				±20%	GRM033R71H681MA12#			
			1000pF	±10%	GRM033R71H102KA12#			
				±20%	GRM033R71H102MA12#			
			1500pF	±10%	GRM033R71H152KA12#			
				±20%	GRM033R71H152MA12#			
			B	100pF	±10%	GRM033B31H101KA12#		
					±20%	GRM033B31H101MA12#		
				150pF	±10%	GRM033B31H151KA12#		
					±20%	GRM033B31H151MA12#		
				220pF	±10%	GRM033B31H221KA12#		
					±20%	GRM033B31H221MA12#		
				330pF	±10%	GRM033B31H331KA12#		
					±20%	GRM033B31H331MA12#		
				470pF	±10%	GRM033B31H471KA12#		
					±20%	GRM033B31H471MA12#		
				680pF	±10%	GRM033B31H681KA12#		
					±20%	GRM033B31H681MA12#		
				1000pF	±10%	GRM033B31H102KA12#		
					±20%	GRM033B31H102MA12#		
		1500pF		±10%	GRM033B31H152KA12#			
				±20%	GRM033B31H152MA12#			
		35Vdc		X5R	0.10μF	±10%	GRM033R6YA104KE14# D1	
						±20%	GRM033R6YA104ME14# D1	
			25Vdc		X7R	1000pF	±10%	GRM033R71E102KA01#
							±20%	GRM033R71E152KA01#
						2200pF	±10%	GRM033R71E222KA12#
							±20%	GRM033R71E222MA12#
		3300pF	±10%	GRM033R71E332KA12#				
			±20%	GRM033R71E332MA12#				
		4700pF	±10%	GRM033R71E472KE14# D1				
			±20%	GRM033R71E472ME14# D1				

T max.	Rated Voltage	TC Code	Cap.	Tol.	Part Number	
0.33mm	25Vdc	X7R	6800pF	±10%	GRM033R71E682KE14# D1	
				±20%	GRM033R71E682ME14# D1	
			10000pF	±10%	GRM033R71E103KE14# D1	
				±20%	GRM033R71E103ME14# D1	
			R	100pF	±10%	GRM033R11E101KA01#
					±10%	GRM033R11E151KA01#
				220pF	±10%	GRM033R11E221KA01#
					±10%	GRM033R11E331KA01#
				470pF	±10%	GRM033R11E471KA01#
					±10%	GRM033R11E681KA01#
				1000pF	±10%	GRM033R11E102KA01#
					±10%	GRM033R11E152KA01#
		X6S	0.10μF	±10%	GRM033C81E104KE14# D1	
				±20%	GRM033C81E104ME14# D1	
			X5R	4700pF	±10%	GRM033R61E472KA12# D1
					±20%	GRM033R61E472MA12# D1
				6800pF	±10%	GRM033R61E682KA12# D1
					±20%	GRM033R61E682MA12# D1
		10000pF	±10%	GRM033R61E103KA12# D1		
			±20%	GRM033R61E103MA12# D1		
		B	1000pF	±10%	GRM033B11E102KA01#	
				±20%	GRM033B11E102MA01#	
			1500pF	±10%	GRM033B11E152KA01#	
				±20%	GRM033B11E152MA01#	
			2200pF	±10%	GRM033B31E222KA12#	
				±20%	GRM033B31E222MA12#	
		3300pF	±10%	GRM033B31E332KA12#		
			±20%	GRM033B31E332MA12#		
		16Vdc	X7R	2200pF	±10%	GRM033R71C222KA88#
					±10%	GRM033R71C332KA88#
				4700pF	±10%	GRM033R71C472KE14#
					±20%	GRM033R71C472ME14#
				6800pF	±10%	GRM033R71C682KE14#
					±20%	GRM033R71C682ME14#
		10000pF	±10%	GRM033R71C103KE14#		
			±20%	GRM033R71C103ME14#		
X7S	0.10μF	±10%	GRM033C71C104KE14# D1			
		±20%	GRM033C71C104ME14# D1			
	R	2200pF	±10%	GRM033R11C222KA88#		
			±10%	GRM033R11C332KA88#		
X6S	0.10μF	±10%	GRM033C81C104KE14#			
		±20%	GRM033C81C104ME14#			
	X5R	10000pF	±10%	GRM033R61C103KA12#		
			±20%	GRM033R61C103MA12#		
15000pF	±10%	GRM033R61C153KE84# D1				
		±20%	GRM033R61C153ME84# D1			
	22000pF	±10%	GRM033R61C223KE84# D1			
		±20%	GRM033R61C223ME84# D1			
	33000pF	±10%	GRM033R61C333KE84# D1			
		±20%	GRM033R61C333ME84# D1			

Part number # indicates the package specification code.

GRM Series
 GJM Series
 GVA Series
 GMD Series
 GQM Series
 GR3 Series
 GRJ Series
 LLA Series
 LLL Series
 LLM Series
 LLR Series
 KRM Series
 KR3 Series
 NFM Series
 GCH Series
 ⚠Caution/Notice

GRM Series High Dielectric Constant Type Part Number List

(→ 0.6×0.3mm)

T max.	Rated Voltage	TC Code	Cap.	Tol.	Part Number		
0.33mm	16Vdc	X5R	4700pF	±10%	GRM033R61C473KE84#	D1	
				±20%	GRM033R61C473ME84#	D1	
			6800pF	±10%	GRM033R61C683KE84#	D1	
				±20%	GRM033R61C683ME84#	D1	
			0.10μF	±10%	GRM033R61C104KE14#		
				±20%	GRM033R61C104ME14#		
			B	2200pF	±10%	GRM033B31C222KA87#	
					±20%	GRM033B31C222MA87#	
				3300pF	±10%	GRM033B31C332KA87#	
					±20%	GRM033B31C332MA87#	
				10000pF	±10%	GRM033B31C103KA12#	
					±20%	GRM033B31C103MA12#	
		15000pF		±10%	GRM033B31C153KE84#	D1	
				±20%	GRM033B31C153ME84#	D1	
		22000pF		±10%	GRM033B31C223KE84#	D1	
				±20%	GRM033B31C223ME84#	D1	
		33000pF		±10%	GRM033B31C333KE84#	D1	
				±20%	GRM033B31C333ME84#	D1	
		47000pF	±10%	GRM033B31C473KE84#	D1		
			±20%	GRM033B31C473ME84#	D1		
		68000pF	±10%	GRM033B31C683KE84#	D1		
			±20%	GRM033B31C683ME84#	D1		
		0.10μF	±10%	GRM033B31C104KE84#	D1		
			±20%	GRM033B31C104ME84#	D1		
	10Vdc	X7R	4700pF	±10%	GRM033R71A472KA01#		
				±20%	GRM033R71A472MA01#		
			6800pF	±10%	GRM033R71A682KA01#		
				±20%	GRM033R71A682MA01#		
			10000pF	±10%	GRM033R71A103KA01#		
				±20%	GRM033R71A103MA01#		
			X7S	0.10μF	±10%	GRM033C71A104KE14#	
					±20%	GRM033C71A104ME14#	
			R	4700pF	±10%	GRM033R11A472KA01#	
					±20%	GRM033R11A472MA01#	
				6800pF	±10%	GRM033R11A682KA01#	
					±20%	GRM033R11A682MA01#	
		10000pF	±10%	GRM033R11A103KA01#			
			±20%	GRM033R11A103MA01#			
		X5R	4700pF	±10%	GRM033R61A472KA01#		
				±20%	GRM033R61A472MA01#		
			6800pF	±10%	GRM033R61A682KA01#		
				±20%	GRM033R61A682MA01#		
			15000pF	±10%	GRM033R61A153KE84#		
				±20%	GRM033R61A153ME84#		
			22000pF	±10%	GRM033R61A223KE84#		
				±20%	GRM033R61A223ME84#		
			33000pF	±10%	GRM033R61A333KE84#		
				±20%	GRM033R61A333ME84#		
47000pF	±10%		GRM033R61A473KE84#				
	±20%		GRM033R61A473ME84#				
68000pF	±10%	GRM033R61A683KE84#					
	±20%	GRM033R61A683ME84#					
0.10μF	±10%	GRM033R61A104KE84#					
	±20%	GRM033R61A104ME84#					

T max.	Rated Voltage	TC Code	Cap.	Tol.	Part Number		
0.33mm	10Vdc	X5R	0.22μF	±20%	GRM033R61A224ME90#	D1	
			B	4700pF	±10%	GRM033B11A472KA01#	
					±20%	GRM033B11A472MA01#	
			6800pF	±10%	GRM033B11A682KA01#		
				±20%	GRM033B11A682MA01#		
			15000pF	±10%	GRM033B31A153KE84#		
				±20%	GRM033B31A153ME84#		
			22000pF	±10%	GRM033B31A223KE84#		
				±20%	GRM033B31A223ME84#		
			33000pF	±10%	GRM033B31A333KE84#		
				±20%	GRM033B31A333ME84#		
		47000pF	±10%	GRM033B31A473KE84#			
			±20%	GRM033B31A473ME84#			
		68000pF	±10%	GRM033B31A683KE84#			
			±20%	GRM033B31A683ME84#			
		0.10μF	±10%	GRM033B31A104KE84#			
			±20%	GRM033B31A104ME84#			
		6.3Vdc	X7R	4700pF	±10%	GRM033R70J472KA01#	
					±20%	GRM033R70J472MA01#	
				6800pF	±10%	GRM033R70J682KA01#	
					±20%	GRM033R70J682MA01#	
				10000pF	±10%	GRM033R70J103KA01#	
					±20%	GRM033R70J103MA01#	
	R		4700pF	±10%	GRM033R10J472KA01#		
				±20%	GRM033R10J472MA01#		
			6800pF	±10%	GRM033R10J682KA01#		
				±20%	GRM033R10J682MA01#		
			10000pF	±10%	GRM033R10J103KA01#		
				±20%	GRM033R10J103MA01#		
	X6S	15000pF	±10%	GRM033C80J153KE01#			
			±20%	GRM033C80J153ME01#			
		22000pF	±10%	GRM033C80J223KE01#			
			±20%	GRM033C80J223ME01#			
		33000pF	±10%	GRM033C80J333KE01#			
			±20%	GRM033C80J333ME01#			
	47000pF	±10%	GRM033C80J473KE19#				
		±20%	GRM033C80J473ME19#				
	68000pF	±10%	GRM033C80J683KE84#	D1			
		±20%	GRM033C80J683ME84#	D1			
		0.10μF	±10%	GRM033C80J104KE84#	D1		
			±20%	GRM033C80J104ME84#	D1		
	0.22μF	±20%	GRM033C80J224ME90#	D1			
	4Vdc	X5R	0.22μF	±20%	GRM033R60J224ME90#		
			B	4700pF	±10%	GRM033B10J472KA01#	
					±20%	GRM033B10J472MA01#	
6800pF			±10%	GRM033B10J682KA01#			
			±20%	GRM033B10J682MA01#			
15000pF		±10%	GRM033B10J153KE01#				
		±20%	GRM033B10J153ME01#				
22000pF		±10%	GRM033B10J223KE01#				
		±20%	GRM033B10J223ME01#				
33000pF		±10%	GRM033B10J333KE01#				
		±20%	GRM033B10J333ME01#				
X6S	0.22μF	±20%	GRM033C80G224ME90#				

1.0×0.5mm

T max.	Rated Voltage	TC Code	Cap.	Tol.	Part Number	
0.22mm	10Vdc	X5R	0.10μF	±10%	GRM152R61A104KE19#	D1
				±20%	GRM152R61A104ME19#	D1
			0.22μF	±10%	GRM152R61A224KE19#	D1

Part number # indicates the package specification code.

GRM Series High Dielectric Constant Type Part Number List

(→ 1.0×0.5mm)

T max.	Rated Voltage	TC Code	Cap.	Tol.	Part Number			
0.22mm	10Vdc	X5R	0.22μF	±20%	GRM152R61A224ME19#	D1		
				±10%	GRM152B31A104KE19#	D1		
			±20%	GRM152B31A104ME19#	D1			
			0.10μF	±10%	GRM152B31A224KE19#	D1		
				±20%	GRM152B31A224ME19#	D1		
			6.3Vdc	X6S	0.10μF	±10%	GRM152C80J104KE19#	D1
		±20%				GRM152C80J104ME19#	D1	
		0.22μF			±10%	GRM152C80J224KE19#	D1	
					±20%	GRM152C80J224ME19#	D1	
		X5R			0.10μF	±10%	GRM152R60J104KE19#	
						±20%	GRM152R60J104ME19#	
			0.22μF	±10%	GRM152R60J224KE19#			
	±20%			GRM152R60J224ME19#				
	0.47μF	±20%	GRM152R60J474ME15#	D1				
		1.0μF	±20%	GRM152R60J105ME15#	D1			
	4Vdc	X7T	0.10μF	±10%	GRM152D70G104KE15#	D1		
				±20%	GRM152D70G104ME15#	D1		
			0.22μF	±10%	GRM152D70G224KE15#	D1		
				±20%	GRM152D70G224ME15#	D1		
			X6S	0.10μF	±10%	GRM152C80G104KE19#		
					±20%	GRM152C80G104ME19#		
		0.22μF	±10%	GRM152C80G224KE19#				
			±20%	GRM152C80G224ME19#				
		X6T	0.47μF	±20%	GRM152D80G474ME15#			
			1.0μF	±20%	GRM152D80G105ME15#	D1		
		X5R	1.0μF	±20%	GRM152R60G105ME15#			
			2.5Vdc	X7T	0.10μF	±10%	GRM152D70E104KE19#	
	±20%	GRM152D70E104ME19#						
	0.22μF	±10%			GRM152D70E224KE19#			
		±20%			GRM152D70E224ME19#			
	0.3mm	50Vdc	X7R	220pF	±10%	GRM15XR71H221KA86#		
				330pF	±10%	GRM15XR71H331KA86#		
				470pF	±10%	GRM15XR71H471KA86#		
				680pF	±10%	GRM15XR71H681KA86#		
				1000pF	±10%	GRM15XR71H102KA86#		
				1500pF	±10%	GRM15XR71H152KA86#		
R			220pF	±10%	GRM15XR11H221KA86#			
			330pF	±10%	GRM15XR11H331KA86#			
			470pF	±10%	GRM15XR11H471KA86#			
			680pF	±10%	GRM15XR11H681KA86#			
			1000pF	±10%	GRM15XR11H102KA86#			
			1500pF	±10%	GRM15XR11H152KA86#			
B		220pF	±10%	GRM15XB11H221KA86#				
			±20%	GRM15XB11H221MA86#				
		330pF	±10%	GRM15XB11H331KA86#				
			±20%	GRM15XB11H331MA86#				
		470pF	±10%	GRM15XB11H471KA86#				
			±20%	GRM15XB11H471MA86#				
680pF		±10%	GRM15XB11H681KA86#					

T max.	Rated Voltage	TC Code	Cap.	Tol.	Part Number			
0.3mm	50Vdc	B	680pF	±20%	GRM15XB11H681MA86#			
				±10%	GRM15XB11H102KA86#			
			±20%	GRM15XB11H102MA86#				
			1000pF	±10%	GRM15XB11H152KA86#			
				±20%	GRM15XB11H152MA86#			
			25Vdc	X7R	2200pF	±10%	GRM15XR71E222KA86#	
		±20%				GRM15XR71E222MA86#		
		B		2200pF	±10%	GRM15XB11E222KA86#		
					±20%	GRM15XB11E222MA86#		
		16Vdc		X7R	3300pF	±10%	GRM15XR71C332KA86#	
						±20%	GRM15XR71C332MA86#	
			4700pF		±10%	GRM15XR71C472KA86#		
	±20%				GRM15XR71C472MA86#			
	6800pF		±10%		GRM15XR71C682KA86#			
			±20%		GRM15XR71C682MA86#			
	B		3300pF	±10%	GRM15XB11C332KA86#			
				±20%	GRM15XB11C332MA86#			
			4700pF	±10%	GRM15XB11C472KA86#			
				±20%	GRM15XB11C472MA86#			
			6800pF	±10%	GRM15XB11C682KA86#			
				±20%	GRM15XB11C682MA86#			
	10Vdc	X5R	15000pF	±10%	GRM15XR61A153KA86#			
				±20%	GRM15XR61A153MA86#			
			22000pF	±10%	GRM15XR61A223KA86#			
				±20%	GRM15XR61A223MA86#			
			33000pF	±10%	GRM15XR61A333KA86#			
				±20%	GRM15XR61A333MA86#			
		0.33mm	10Vdc	X5R	1.0μF	±20%	GRM153R61A105ME95#	D1
					B	1.0μF	±20%	GRM153B31A105ME95#
			6.3Vdc	X6T	1.0μF	±20%	GRM153D80J105ME95#	D1
						X5R	1.0μF	±20%
			4Vdc	X6T	1.0μF	±20%	GRM153B30J105ME95#	
						±20%	GRM153D80G105ME95#	
	0.55mm	100Vdc	X7R	220pF	±10%	GRM155R72A221KA01#		
				330pF	±10%	GRM155R72A331KA01#		
				470pF	±10%	GRM155R72A471KA01#		
680pF				±10%	GRM155R72A681KA01#			
1000pF				±10%	GRM155R72A102KA01#			
1500pF				±10%	GRM155R72A152KA01#			
2200pF				±10%	GRM155R72A222KA01#			
3300pF				±10%	GRM155R72A332KA01#			
4700pF				±10%	GRM155R72A472KA01#			
50Vdc				X7R	220pF	±10%	GRM155R71H221KA01#	
						±10%	GRM155R71H331KA01#	
					470pF	±10%	GRM155R71H471KA01#	
		±10%	GRM155R71H681KA01#					
		1000pF	±10%		GRM155R71H102KA01#			
			±10%		GRM155R71H152KA01#			
		2200pF	±10%		GRM155R71H222KA01#			
			±10%		GRM155R71H332KA01#			

Part number # indicates the package specification code.

GRM Series
 GJM Series
 GVA Series
 GMD Series
 GQM Series
 GR3 Series
 GRJ Series
 LLA Series
 LLL Series
 LLM Series
 LLR Series
 KRM Series
 KR3 Series
 NFM Series
 GCH Series
 ⚠Caution/Notice

GRM Series High Dielectric Constant Type Part Number List

(→ 1.0×0.5mm)

T max.	Rated Voltage	TC Code	Cap.	Tol.	Part Number	T max.	Rated Voltage	TC Code	Cap.	Tol.	Part Number						
0.55mm	50Vdc	X7R	4700pF	±10%	GRM155R71H472KA01#	0.55mm	50Vdc	B	4700pF	±10%	GRM155B11H472KA01#						
			6800pF	±10%	GRM155R71H682KA88#				±20%	GRM155B11H472MA01#							
			10000pF	±10%	GRM155R71H103KA88#				6800pF	±10%	GRM155B31H682KA88#						
			15000pF	±10%	GRM155R71H153KA12#				±20%	GRM155B31H682MA88#							
			22000pF	±10%	GRM155R71H223KA12#				10000pF	±10%	GRM155B31H103KA88#						
			33000pF	±10%	GRM155R71H333KE14#				±20%	GRM155B31H103MA88#							
			±20%	GRM155R71H333ME14#	15000pF				±10%	GRM155B31H153KA12#							
			47000pF	±10%	GRM155R71H473KE14#				±20%	GRM155B31H153MA12#							
			±20%	GRM155R71H473ME14#	22000pF				±10%	GRM155B31H223KA12#							
			±20%	GRM155R71H473ME14#	±20%				GRM155B31H223MA12#								
			68000pF	±10%	GRM155R71H683KE14#				0.10μF	±10%	GRM155B31H104KE14#						
			±20%	GRM155R71H683ME14#	±20%				GRM155B31H104ME14#								
			0.10μF	±10%	GRM155R71H104KE14#				±20%	GRM155B31H104ME14#							
			±20%	GRM155R71H104ME14#	35Vdc				0.22μF	±10%	GRM155C8YA224KE01#	D1					
			±20%	GRM155C8YA224ME01#						D1							
			R	220pF					±10%	GRM155R11H221KA01#	0.22μF	±10%	GRM155R6YA224KE01#	D1			
									±20%	GRM155R11H221MA01#		±20%	GRM155R6YA224ME01#	D1			
			330pF	±10%					GRM155R11H331KA01#	0.47μF	±10%	GRM155R6YA474KE01#	D1				
				±20%					GRM155R11H331MA01#		±20%	GRM155R6YA474ME01#	D1				
			470pF	±10%					GRM155R11H471KA01#	25Vdc	X7R	2200pF	±10%	GRM155R71E222KA01#			
				±20%					GRM155R11H471MA01#				±10%	GRM155R71E103KA01#			
			680pF	±10%					GRM155R11H681KA01#				±10%	GRM155R71E153KA61#			
				±20%					GRM155R11H681MA01#				±10%	GRM155R71E223KA61#			
			1000pF	±10%	GRM155R11H102KA01#				33000pF				±10%	GRM155R71E333KA88#			
				±20%	GRM155R11H102MA01#				47000pF				±10%	GRM155R71E473KA88#			
			1500pF	±10%	GRM155R11H152KA01#				68000pF				±10%	GRM155R71E683KE14#			
				±20%	GRM155R11H152MA01#				±20%				GRM155R71E683ME14#				
			2200pF	±10%	GRM155R11H222KA01#				0.10μF				±10%	GRM155R71E104KE14#			
				±20%	GRM155R11H222MA01#				±20%				GRM155R71E104ME14#				
			3300pF	±10%	GRM155R11H332KA01#				R	6800pF	±10%	GRM155R11E682KA01#					
				±20%	GRM155R11H332MA01#						±10%	GRM155R11E103KA01#					
			4700pF	±10%	GRM155R11H472KA01#						±10%	GRM155R11E153KA61#					
				±20%	GRM155R11H472MA01#						±10%	GRM155R11E223KA61#					
			6800pF	±10%	GRM155R11H682KA88#						33000pF	±10%	GRM155R11E333KA88#				
				±20%	GRM155R11H682MA88#						47000pF	±10%	GRM155R11E473KA88#				
			10000pF	±10%	GRM155R11H103KA88#						X6S	0.22μF	±10%	GRM155C81E224KE01#			
				±20%	GRM155R11H103MA88#								±20%	GRM155C81E224ME01#			
			X6S	33000pF	±10%								GRM155C81H333KE14#	X5R	68000pF	±10%	GRM155R61E683KA87#
					±20%								GRM155C81H333ME14#			±20%	GRM155R61E683MA87#
			47000pF	±10%	GRM155C81H473KE14#				0.10μF	±10%			GRM155R61E104KA87#				
				±20%	GRM155C81H473ME14#				±20%	GRM155R61E104MA87#							
			68000pF	±10%	GRM155C81H683KE14#				0.22μF	±10%			GRM155R61E224KE01#				
				±20%	GRM155C81H683ME14#				±20%	GRM155R61E224ME01#							
			X5R	33000pF	±10%				GRM155R61H333KE14#	0.47μF			±10%			GRM155R61E474KE01#	
					±20%				GRM155R61H333ME14#	±20%			GRM155R61E474ME01#				
			47000pF	±10%	GRM155R61H473KE14#				B	2200pF	±10%	GRM155B11E222KA01#					
				±20%	GRM155R61H473ME14#						±10%	GRM155B11E103KA01#					
			68000pF	±10%	GRM155R61H683KE14#						±10%	GRM155B11E153KA61#					
				±20%	GRM155R61H683ME14#						±10%	GRM155B11E223KA61#					
			0.10μF	±10%	GRM155R61H104KE14#						33000pF	±10%	GRM155B11E333KA87#				
				±20%	GRM155R61H104ME14#						±20%	GRM155B11E223MA61#					
			B	220pF	±10%						GRM155B11H221KA01#	X5R	68000pF	±10%	GRM155R61E683KA87#		
					±20%						GRM155B11H221MA01#			±20%	GRM155R61E683MA87#		
			330pF	±10%	GRM155B11H331KA01#						0.10μF			±10%	GRM155R61E104KA87#		
				±20%	GRM155B11H331MA01#						±20%			GRM155R61E104MA87#			
			470pF	±10%	GRM155B11H471KA01#				0.22μF	±10%	GRM155R61E224KE01#						
				±20%	GRM155B11H471MA01#				±20%	GRM155R61E224ME01#							
			680pF	±10%	GRM155B11H681KA01#				0.47μF	±10%	GRM155R61E474KE01#						
				±20%	GRM155B11H681MA01#				±20%	GRM155R61E474ME01#							
			1000pF	±10%	GRM155B11H102KA01#				1.0μF	±10%	GRM155R61E105KA12#			D1			
				±20%	GRM155B11H102MA01#				±20%	GRM155R61E105MA12#	D1						
			1500pF	±10%	GRM155B11H152KA01#				B	2200pF	±10%	GRM155B11E222KA01#					
				±20%	GRM155B11H152MA01#						±10%	GRM155B11E103KA01#					
			2200pF	±10%	GRM155B11H222KA01#						±10%	GRM155B11E153KA61#					
				±20%	GRM155B11H222MA01#						±10%	GRM155B11E223KA61#					
			3300pF	±10%	GRM155B11H332KA01#						33000pF	±10%	GRM155B11E223MA61#				
				±20%	GRM155B11H332MA01#						±20%	GRM155B11E223MA61#					

Part number # indicates the package specification code.

GRM Series High Dielectric Constant Type Part Number List

(→ 1.0×0.5mm)

T max.	Rated Voltage	TC Code	Cap.	Tol.	Part Number	T max.	Rated Voltage	TC Code	Cap.	Tol.	Part Number
0.55mm	25Vdc	B	3300pF	±20%	GRM155B31E333MA87#	0.55mm	10Vdc	B	0.47μF	±10%	GRM155B31A474KE14#
			4700pF	±10%	GRM155B31E473KA87#				±20%	GRM155B31A474ME14#	
				±20%	GRM155B31E473MA87#				0.68μF	±10%	GRM155B31A684KE15#
				±10%	GRM155B31E683KA87#				±20%	GRM155B31A684ME15#	
			6800pF	±10%	GRM155B31E683MA87#				1.0μF	±20%	GRM155B31A105ME01#
				±20%	GRM155B31E683MA87#				2.2μF	±10%	GRM155B31A225KE95#
			0.10μF	±10%	GRM155B31E104KA87#					±20%	GRM155B31A225ME95#
				±20%	GRM155B31E104MA87#				1.0μF	±10%	GRM155R70J105KA12#
			±10%	GRM155B31E105KA12#	±20%					GRM155R70J105MA12#	
			±20%	GRM155B31E105MA12#							
16Vdc	X7R	4700pF	±10%	GRM155R71C472KA01#	6.3Vdc	X7R	1.0μF	±10%	GRM155R70J105KA12#		
			±20%	GRM155R71C103KA01#				±20%	GRM155R70J105MA12#		
		10000pF	±10%	GRM155R71C103MA01#	X6S	0.22μF	±10%	GRM155C80J224KE01#			
			±20%	GRM155R71C103MA01#			±20%	GRM155C80J224ME01#			
		6800pF	±10%	GRM155R71C683KA88#	2.2μF	±10%	GRM155C80J225KE95#				
			±20%	GRM155R71C683KA88#		±20%	GRM155C80J225ME95#				
		0.15μF	±10%	GRM155R71C154KA12#	X5R	0.10μF	±10%	GRM155R60J104KA01#			
			±20%	GRM155R71C224KA12#			±20%	GRM155R60J104MA01#			
		0.22μF	±10%	GRM155R71C224KA12#	0.15μF	±10%	GRM155R60J154KE01#				
			±20%	GRM155R71C224KA12#		±20%	GRM155R60J154ME01#				
	R	6800pF	±10%	GRM155R11C683KA88#	0.22μF	±10%	GRM155R60J224KE01#				
			±20%	GRM155R11C683KA88#		±20%	GRM155R60J224ME01#				
	X6S	0.47μF	±10%	GRM155C81C474KE01#	0.33μF	±10%	GRM155R60J334KE01#				
			±20%	GRM155C81C474ME01#		±20%	GRM155R60J334ME01#				
	X5R	0.22μF	±10%	GRM155R61C224KA12#	0.47μF	±10%	GRM155R60J474KE19#				
			±20%	GRM155R61C224MA12#		±20%	GRM155R60J474ME19#				
		0.47μF	±10%	GRM155R61C474KE01#	0.68μF	±10%	GRM155R60J684KE19#				
			±20%	GRM155R61C474ME01#		±20%	GRM155R60J684ME19#				
	1.0μF	±10%	GRM155R61C105KA12#	1.0μF	±20%	GRM155R60J105ME19#					
		±20%	GRM155R61C105MA12#								
B	10000pF	±10%	GRM155B11C103KA01#	B	0.15μF	±10%	GRM155B10J154KE01#				
		±20%	GRM155B11C103MA01#			±20%	GRM155B10J154ME01#				
1.0μF	±10%	GRM155B31C105KA12#	0.22μF	±10%	GRM155B10J224KE01#						
	±20%	GRM155B31C105MA12#		±20%	GRM155B10J224ME01#						
10Vdc	X7R	0.22μF	±10%	GRM155R71A224KE01#	0.33μF	±10%	GRM155B10J334KE01#				
			±20%	GRM155R71A224ME01#		±20%	GRM155B10J334ME01#				
		0.47μF	±10%	GRM155R71A474KE01#	0.47μF	±10%	GRM155B30J474KE18#				
			±20%	GRM155R71A474ME01#		±20%	GRM155B30J474ME18#				
		X6S	1.0μF	±10%	GRM155C81A105KA12#	0.68μF	±10%	GRM155B30J684KE18#			
				±20%	GRM155C81A105MA12#		±20%	GRM155B30J684ME18#			
	X5R	3300pF	±10%	GRM155R61A333KA01#	1.0μF	±20%	GRM155B30J105ME18#				
			±10%	GRM155R61A104KA01#		±10%	GRM155B30J225KE95#				
		±20%	GRM155R61A104MA01#	±20%	GRM155B30J225ME95#						
		0.10μF	±10%	GRM155R61A104KA01#	4Vdc	X7R	1.0μF	±10%	GRM155R70G105KA12#		
			±20%	GRM155R61A104MA01#				±20%	GRM155R70G105MA12#		
		0.15μF	±10%	GRM155R61A154KE19#	X6S	0.22μF	±10%	GRM155C80G224KE01#			
	±20%		GRM155R61A154ME19#	±20%			GRM155C80G224ME01#				
	0.22μF	±10%	GRM155R61A224KE19#	X5R	1.0μF	±20%	GRM155R60G105ME01#				
		±20%	GRM155R61A224ME19#								
	0.33μF	±10%	GRM155R61A334KE15#	0.6mm	35Vdc	X5R	1.0μF	±10%	GRM155R6VA105KE11#		
		±20%	GRM155R61A334ME15#					±20%	GRM155R6VA105ME11#		
	0.47μF	±10%	GRM155R61A474KE15#	25Vdc	X6S	1.0μF	±10%	GRM155C81E105KE11#			
±20%		GRM155R61A474ME15#	±20%				GRM155C81E105ME11#				
0.68μF	±10%	GRM155R61A684KE15#	16Vdc	X6S	1.0μF	±10%	GRM155C81C105KE11#				
	±20%	GRM155R61A684ME15#				±20%	GRM155C81C105ME11#				
1.0μF	±20%	GRM155R61A105ME01#	6.3Vdc	X5R	4.7μF	±20%	GRM155R60J475ME47#				
						±20%	GRM155B30J475ME47#				
B	0.15μF	±10%	GRM155B31A154KE18#	4Vdc	X5R	4.7μF	±20%	GRM155R60G475ME47#			
		±20%	GRM155B31A154ME18#				±20%	GRM155B30G475ME47#			
	0.22μF	±10%	GRM155B31A224KE18#	B	4.7μF	±20%	GRM155B30J475ME47#				
		±20%	GRM155B31A224ME18#								
	0.33μF	±10%	GRM155B31A334KE14#								
		±20%	GRM155B31A334ME14#								

Part number # indicates the package specification code.

GRM Series
 GJM Series
 GVA Series
 GMD Series
 GQM Series
 GR3 Series
 GRJ Series
 LLA Series
 LLL Series
 LLM Series
 LLR Series
 KRM Series
 KR3 Series
 NFM Series
 GCH Series
 Caution/Notice

GRM Series High Dielectric Constant Type Part Number List

(→ 1.0×0.5mm)

T max.	Rated Voltage	TC Code	Cap.	Tol.	Part Number				
0.6mm	2.5Vdc	X6T	4.7μF	±20%	GRM155D80E475ME47#	D1			
0.65mm	10Vdc	X5R	4.7μF	±20%	GRM155R61A475MEAA#	D1			
	6.3Vdc	X6S	4.7μF	±20%	GRM155C80J475MEAA#	D1			
0.7mm	25Vdc	X5R	2.2μF	±10%	GRM155R61E225KE11#				
				±20%	GRM155R61E225ME11#				
	16Vdc	X6S	2.2μF	±10%	GRM155C81C225KE11#				
				±20%	GRM155C81C225ME11#				
				X5R	2.2μF	±10%	GRM155R61C225KE11#		
				±20%	GRM155R61C225ME11#				
				10Vdc	X7S	2.2μF	±10%	GRM155C71A225KE11#	
							±20%	GRM155C71A225ME11#	
				2.2μF	±10%	GRM155C81A225KE11#			
					±20%	GRM155C81A225ME11#			
6.3Vdc	X7S	2.2μF	±10%	GRM155C70J225KE11#					
			±20%	GRM155C70J225ME11#					
4Vdc	X5R	10μF	±20%	GRM155R60G106ME44#					
2.5Vdc	X5R	10μF	±20%	GRM155R60E106ME16#					

1.6×0.8mm

T max.	Rated Voltage	TC Code	Cap.	Tol.	Part Number	
0.5mm	25Vdc	X5R	1.0μF	±10%	GRM185R61E105KA12#	D1
				±20%	GRM185R61E105MA12#	D1
		B	1.0μF	±10%	GRM185B31E105KA12#	D1
				±20%	GRM185B31E105MA12#	D1
	16Vdc	X5R	1.0μF	±10%	GRM185R61C105KE44#	
				±20%	GRM185R61C105ME44#	
		B	1.0μF	±10%	GRM185B31C105KE43#	
				±20%	GRM185B31C105ME43#	
	6.3Vdc	X5R	10μF	±20%	GRM185R60J106ME15#	D1
				4Vdc	X5R	10μF
16Vdc		X5R	4.7μF	±10%	GRM185R61C475KE11#	
				±20%	GRM185R61C475ME11#	
10Vdc	X6S	4.7μF	±10%	GRM185C81A475KE11#	D1	
			±20%	GRM185C81A475ME11#	D1	
	X5R	4.7μF	±10%	GRM185R61A475KE11#		
			±20%	GRM185R61A475ME11#		
	6.3Vdc	X7T	4.7μF	±20%	GRM185D70J475ME11#	D1
				X6S	4.7μF	±20%
0.9mm	250Vdc	X7R	220pF	±10%	GRM188R72E221KW07#	
			330pF	±10%	GRM188R72E331KW07#	
			470pF	±10%	GRM188R72E471KW07#	
			680pF	±10%	GRM188R72E681KW07#	
			1000pF	±10%	GRM188R72E102KW07#	
			1500pF	±10%	GRM188R72E152KW07#	
			2200pF	±10%	GRM188R72E222KW07#	
			200Vdc	X7R	220pF	±10%
	330pF	±10%	GRM188R72D331KW07#			
	470pF	±10%	GRM188R72D471KW07#			
680pF	±10%	GRM188R72D681KW07#				
1000pF			±10%	GRM188R72D102KW07#		
			±10%	GRM188R72D152KW07#		
			±10%	GRM188R72D222KW07#		
			±10%	GRM188R72D222KW07#		

T max.	Rated Voltage	TC Code	Cap.	Tol.	Part Number				
0.9mm	50Vdc	X5R	1.0μF	±10%	GRM188R61H105KAAL#				
				±20%	GRM188R61H105MAAL#				
		B	1.0μF	±10%	GRM188B31H105KAAL#				
				±20%	GRM188B31H105MAAL#				
	35Vdc	X7R	0.47μF	±10%	GRM188R7YA474KE05#				
				±20%	GRM188R7YA474ME05#				
	25Vdc	X7R	1.0μF	±10%	GRM188R71E105KA12#				
				±20%	GRM188R71E105MA12#				
		X5R	1.0μF	±10%	GRM188R61E105KA12#				
				±20%	GRM188R61E105MA12#				
				2.2μF	±10%	GRM188R61E225KA12#			
				±20%	GRM188R61E225MA12#				
				B	1.0μF	±10%	GRM188B31E105KA75#		
						±20%	GRM188B31E105MA75#		
				2.2μF	±10%	GRM188B31E225KA12#			
				±20%	GRM188B31E225MA12#				
				16Vdc	X7R	1.0μF	±10%	GRM188R71C105KE15#	
							±20%	GRM188R71C105ME15#	
				2.2μF	±10%	GRM188C81C225KA12#			
				±20%	GRM188C81C225MA12#				
			1.0μF	±10%	GRM188R61C105KA93#				
				±20%	GRM188R61C105MA93#				
			B	1.0μF	±10%	GRM188B31C105KA92#			
					±20%	GRM188B31C105MA92#			
10Vdc	X7R	2.2μF	±10%	GRM188R71A225KE15#					
			±20%	GRM188R71A225ME15#					
	X5R	4.7μF	±10%	GRM188R61A475KE15#	D1				
			±20%	GRM188R61A475ME15#	D1				
6.3Vdc	X6S	4.7μF	±20%	GRM188C80J475ME15#	D1				
			X5R	10μF	±20%	GRM188R60J106ME47#			
	B	10μF	±20%	GRM188B30J106ME47#					
4Vdc	X5R	10μF	±20%	GRM188R60G106ME47#					
0.95mm	25Vdc	X5R	4.7μF	±10%	GRM188R61E475KE11#				
				±20%	GRM188R61E475ME11#				
				16Vdc	X6S	4.7μF	±10%	GRM188C81C475KE11#	
							±20%	GRM188C81C475ME11#	
				4.7μF	±10%	GRM188R61C475KE11#			
				±20%	GRM188R61C475ME11#				
				10μF	±10%	GRM188R61C106KAAL#			
				±20%	GRM188R61C106MAAL#				
	10Vdc	X7S	4.7μF	±10%	GRM188C71A475KE11#				
				±20%	GRM188C71A475ME11#				
X5R		10μF	±10%	GRM188R61A106KAAL#					
			±20%	GRM188R61A106MAAL#					
	B	10μF	±20%	GRM188B31A106ME69#	D1				
			1.0mm	50Vdc	X5R	2.2μF	±10%	GRM188R61H225KE11#	
±20%	GRM188R61H225ME11#								
35Vdc	X6S	2.2μF	±10%		GRM188C8YA225KE11#				
			±20%		GRM188C8YA225ME11#				
			4.7μF	±10%	GRM188R6YA475KE15#				

Part number # indicates the package specification code.

GRM Series High Dielectric Constant Type Part Number List

(→ 1.6×0.8mm)

T max.	Rated Voltage	TC Code	Cap.	Tol.	Part Number			
1.0mm	35Vdc	X5R	4.7μF	±20%	GRM188R6YA475ME15#			
				X7S	2.2μF	±10%	GRM188C71E225KE11#	
						±20%	GRM188C71E225ME11#	
		X6S	2.2μF			±10%	GRM188C81E225KE11#	
				±20%	GRM188C81E225ME11#			
				4.7μF	±10%	GRM188C81E475KE11#	D1	
	±20%	GRM188C81E475ME11#	D1					
	X5R	10μF	±20%		GRM188R61E106MA73#			
			16Vdc	X7S	2.2μF	±10%	GRM188C71C225KE11#	
	±20%	GRM188C71C225ME11#						
	X6S	10μF	±20%	GRM188C81C106MA73#				
			10Vdc	X7T	10μF	±20%	GRM188D71A106MA73#	
	6.3Vdc	X7T				10μF	±20%	GRM188D70J106MA73#
			X5R	22μF	±20%		GRM188R60J226MEA0#	D1
		B			22μF	±20%	GRM188B30J226MEA0#	D1
			4Vdc	X6S		22μF	±20%	GRM188C80G226MEA0#
	X5R	22μF			±20%		GRM188R60G226MEA0#	
				B	22μF	±20%	GRM188B30G226MEA0#	

2.0×1.25mm

T max.	Rated Voltage	TC Code	Cap.	Tol.	Part Number		
0.7mm	16Vdc	X6S	1.0μF	±10%	GRM216C81C105KA12#		
0.95mm	50Vdc	X5R	1.0μF	±10%	GRM219R61H105KA73#		
				±20%	GRM219R61H105MA73#		
				2.2μF	±10%	GRM219R61H225KE15#	
					±20%	GRM219R61H225ME15#	
		B	1.0μF	±10%	GRM219B31H105KA73#		
				±20%	GRM219B31H105MA73#		
	2.2μF	±10%	GRM219B31H225KE15#				
		±20%	GRM219B31H225ME15#				
	35Vdc	X6S	2.2μF	±10%	GRM219C8YA225KE15#		
				±20%	GRM219C8YA225ME15#		
		X5R	4.7μF	±10%	GRM219R6YA475KA73#	D1	
				±20%	GRM219R6YA475MA73#	D1	
	25Vdc	X7R	1.0μF	±10%	GRM219R71E105KA88#		
				X6S	2.2μF	±10%	GRM219C81E225KE15#
		±20%	GRM219C81E225ME15#				
		X5R	2.2μF	±10%	GRM219R61E225KA12#		
				±20%	GRM219R61E225MA12#		
			4.7μF	±10%	GRM219R61E475KA73#		
±20%				GRM219R61E475MA73#			
10μF		±10%	GRM219R61E106KA12#	D1			
		±20%	GRM219R61E106MA12#	D1			
B		2.2μF	±10%	GRM219B31E225KA75#			
			±20%	GRM219B31E225MA75#			
		10μF	±10%	GRM219B31E106KA12#	D1		
	±20%		GRM219B31E106MA12#	D1			
16Vdc	X7R	2.2μF	±10%	GRM219R71C225KE15#			
			±20%	GRM219R71C225ME15#			
			X5R	4.7μF	±10%	GRM219R61C475KE15#	
	±10%	GRM219R61C106KA73#					
	±20%	GRM219R61C106MA73#					

T max.	Rated Voltage	TC Code	Cap.	Tol.	Part Number			
0.95mm	16Vdc	B	4.7μF	±10%	GRM219B31C475KE15#			
				10μF	±10%	GRM219B31C106KA73#		
					±20%	GRM219B31C106MA73#		
		10Vdc	X7R	2.2μF	±10%	GRM219R71A225KE15#		
					±20%	GRM219R71A225ME15#		
			X7T	4.7μF	±10%	GRM219D71A475KE15#	D1	
	±20%	GRM219D71A475ME15#			D1			
	X5R	22μF			±20%	GRM219R61A226MEA0#	D1	
			B	22μF	±20%	GRM219B31A226MEA0#	D1	
	6.3Vdc	X6S			10μF	±10%	GRM219C80J106KE39#	
			±20%	GRM219C80J106ME39#				
		X5R	22μF	±20%	GRM219R60J226MEA0#			
				B	22μF	±20%	GRM219B30J226ME47#	D1
	4Vdc	X6S	10μF			±10%	GRM219C80G106KE19#	
				±20%	GRM219C80G106ME19#			
		X5R	47μF	±20%	GRM219R60G476ME44#	D1		
				2.5Vdc	X6T	47μF	±20%	GRM219D80E476ME44#
	1.0mm	500Vdc	X7R				1000pF	±10%
1500pF				±10%	GRM21AR72H152KW10#			
2200pF				±10%	GRM21AR72H222KW10#			
3300pF				±10%	GRM21AR72H332KW10#			
4700pF				±10%	GRM21AR72H472KW10#			
6800pF				±10%	GRM21AR72H682KW10#			
250Vdc	X7R	1000pF	±10%	GRM21AR72E102KW01#				
		1500pF	±10%	GRM21AR72E152KW01#				
		2200pF	±10%	GRM21AR72E222KW01#				
		3300pF	±10%	GRM21AR72E332KW01#				
		4700pF	±10%	GRM21AR72E472KW01#				
		6800pF	±10%	GRM21AR72E682KW01#				
200Vdc	X7R	1000pF	±10%	GRM21AR72D102KW01#				
		1500pF	±10%	GRM21AR72D152KW01#				
		2200pF	±10%	GRM21AR72D222KW01#				
		3300pF	±10%	GRM21AR72D332KW01#				
		4700pF	±10%	GRM21AR72D472KW01#				
		6800pF	±10%	GRM21AR72D682KW01#				
35Vdc	X6S	4.7μF	±10%	GRM219C8YA475KE21#	D1			
			±20%	GRM219C8YA475ME21#	D1			
25Vdc	X7S	4.7μF	±10%	GRM219C71E475KE21#	D1			
			±20%	GRM219C71E475ME21#	D1			
X6S	4.7μF	±10%	GRM219C81E475KE21#	D1				
		±20%	GRM219C81E475ME21#	D1				
16Vdc	X7S	4.7μF	±10%	GRM219C71C475KE21#				
			±20%	GRM219C71C475ME21#				
	X5R	22μF	±20%	GRM219R61C226ME15#	D1			
			1.35mm	50Vdc	X5R	1.0μF	±10%	GRM21BR61H105KA12#
B	1.0μF	±10%					GRM21BB31H105KA12#	
		±20%					GRM21BB31H105MA12#	
25Vdc	X6S	4.7μF		±10%	GRM21BC81E475KA12#			
				±20%	GRM21BC81E475MA12#			
	X5R	4.7μF		±10%	GRM21BR61E475KA12#			
±20%			GRM21BR61E475MA12#					
B			2.2μF	±10%	GRM21BB31E225KA75#			
	±20%	GRM21BB31E225MA75#						
	4.7μF	±10%		GRM21BB31E475KA75#				

Part number # indicates the package specification code.

GRM Series
 GJM Series
 GVA Series
 GMD Series
 GQM Series
 GR3 Series
 GRJ Series
 LLA Series
 LLL Series
 LLM Series
 LLR Series
 KRM Series
 KR3 Series
 NFM Series
 GCH Series
 Caution/Notice

GRM Series High Dielectric Constant Type Part Number List

(→ 2.0×1.25mm)

T max.	Rated Voltage	TC Code	Cap.	Tol.	Part Number		
1.35mm	25Vdc	B	4.7µF	±20%	GRM21BB31E475MA75#		
				±10%	GRM21BR71C225KA12#		
	16Vdc	X7R	2.2µF	±10%	GRM21BR71C225MA12#		
				±20%	GRM21BR71C225MA12#		
		X5R	10µF	±10%	GRM21BR61C106KE15#		
				±20%	GRM21BR61C106ME15#		
	B	10µF	±10%	GRM21BB31C106KE15#			
			±20%	GRM21BB31C106ME15#			
	1.4mm	50Vdc	X5R	2.2µF	±10%	GRM21BR61H225KA73#	
					±20%	GRM21BR61H225MA73#	
±10%					GRM21BR61H475KE51#		
B			2.2µF	±10%	GRM21BB31H225KA73#		
				±20%	GRM21BB31H225MA73#		
				±10%	GRM21BB31H475KE51#		
25Vdc		X7R	1.0µF	±10%	GRM21BR71E105KA99#		
				±10%	GRM21BR71E225KE11#		
				±20%	GRM21BR71E225ME11#		
		4.7µF	±10%	GRM21BR71E475KA73#	D1		
			±20%	GRM21BR71E475MA73#	D1		
			R	1.0µF	±10%	GRM21BR11E105KA99#	
±10%		GRM21BR61E106KA73#					
16Vdc		X7R	4.7µF	±10%	GRM21BR71C475KA73#		
				±20%	GRM21BR71C475MA73#		
		X6S	10µF	±10%	GRM21BC81C106KA73#		
				±20%	GRM21BC81C106MA73#		
		B	10µF	±10%	GRM21BB31E106KA73#		
				±20%	GRM21BB31E106MA73#		
10Vdc		X7R	4.7µF	±10%	GRM21BR71A475KA73#		
	±20%			GRM21BR71A475MA73#			
	10µF	±10%	GRM21BR71A106KE51#				
		±20%	GRM21BR71A106ME51#				
	B	22µF	±20%	GRM21BB31A226ME51#	D1		
			X7R	10µF	±10%	GRM21BR70J106KE76#	
±20%	GRM21BR70J106ME76#						
4Vdc	X6S	22µF	±20%	GRM21BC80J226ME51#	D1		
			X7U	22µF	±20%	GRM21BE70G226ME51#	
X6S	22µF	±20%			GRM21BC80G226ME39#		
		1.45mm	500Vdc	X7R	10000pF	±10%	GRM21BR72H103KW09#
±10%	GRM21BR72E103KW03#						
250Vdc	X7R		15000pF	±10%	GRM21BR72E153KW03#		
				±10%	GRM21BR72E223KW03#		
				±10%	GRM21BR72D103KW03#		
200Vdc	X7R		15000pF	±10%	GRM21BR72D153KW03#		
				±10%	GRM21BR72D153KW03#		
				±10%	GRM21BR72D223KW03#		
50Vdc	X7S		4.7µF	±10%	GRM21BC71H475KE11#		
				±20%	GRM21BC71H475ME11#		
		±10%		GRM21BC81H475KE11#			
	X6S	4.7µF	±10%	GRM21BC81H475ME11#			
			±20%	GRM21BC81H475ME11#			
			X7S	4.7µF	±10%	GRM21BC7YA475KE11#	
±20%	GRM21BC7YA475ME11#						
35Vdc	X6S	10µF	±10%	GRM21BC8YA106KE11#	D1		
			±20%	GRM21BC8YA106ME11#	D1		

T max.	Rated Voltage	TC Code	Cap.	Tol.	Part Number			
1.45mm	35Vdc	X5R	10µF	±10%	GRM21BR6YA106KE43#	D1		
				±20%	GRM21BR6YA106ME43#	D1		
				X7S	4.7µF	±10%	GRM21BC71E475KE11#	
						±20%	GRM21BC71E475ME11#	
	10µF	±10%	GRM21BC71E106KE11#	D1				
		±20%	GRM21BC71E106ME11#	D1				
		X6S	10µF	±10%	GRM21BC81E106KE11#	D1		
				±20%	GRM21BC81E106ME11#	D1		
	16Vdc	X7S	10µF	±10%	GRM21BC71C106KE11#			
				±20%	GRM21BC71C106ME11#			
		X6S	22µF	±20%	GRM21BC81C226ME44#	D1		
				X5R	22µF	±20%	GRM21BR61C226ME44#	
	10Vdc	X7T	22µF			±20%	GRM21BD71A226ME44#	D1
				X6S	22µF	±20%	GRM21BC81A226ME44#	
		X5R	22µF			±20%	GRM21BR61A226ME44#	
	6.3Vdc			X7T	22µF	±20%	GRM21BD70J226ME44#	
		X5R	47µF			±20%	GRM21BR60J476ME15#	D1
				B	47µF	±20%	GRM21BB30J476ME15#	D1
4Vdc	X6S	47µF	±20%			GRM21BC80G476ME15#	D1	
			100µF	±20%	GRM21BC80G107ME15#	D1		
	X5R	47µF		±20%	GRM21BR60G476ME15#			
B			47µF	±20%	GRM21BB30G476ME15#			
	2.5Vdc	X6S		100µF	±20%	GRM21BC80E107ME15#		

3.2×1.6mm

T max.	Rated Voltage	TC Code	Cap.	Tol.	Part Number				
0.95mm	35Vdc	X5R	10µF	±10%	GRM319R6YA106KA12#	D1			
				±20%	GRM319R6YA106MA12#	D1			
				16Vdc	X5R	10µF	±10%	GRM319R61C106KE15#	
							±20%	GRM319R61C106ME15#	
	22µF	±20%	GRM319R61C226ME15#	D1					
		B	10µF	±10%	GRM319B31C106KE15#				
	±20%			GRM319B31C106ME15#					
	22µF	±20%	GRM319B31C226ME15#	D1					
		10Vdc	X5R	22µF	±20%	GRM319R61A226ME15#			
	B				22µF	±20%	GRM319B31A226ME15#		
		6.3Vdc	X6S	22µF		±20%	GRM319C80J226ME15#		
	X5R				22µF	±20%	GRM319R60J226ME15#		
B		22µF	±20%	GRM319B30J226ME15#					
	1.0mm		630Vdc	X7R	1000pF	±10%	GRM31AR72J102KW01#		
±10%		GRM31AR72J152KW01#							
±10%		GRM31AR72J222KW01#							
±10%		GRM31AR72J332KW01#							
±10%		GRM31AR72J472KW01#							
±10%		GRM31AR72J682KW01#							
±10%		GRM31AR72J103KW01#							
±10%		GRM31AR72J103KW01#							
1.25mm	1000Vdc	X7R	470pF	±10%	GRM31BR73A471KW01#				
				±10%	GRM31BR73A681KW01#				
				±10%	GRM31BR73A102KW01#				

Part number # indicates the package specification code.

GRM Series High Dielectric Constant Type Part Number List

(→ 3.2×1.6mm)

T max.	Rated Voltage	TC Code	Cap.	Tol.	Part Number	
1.25mm	1000Vdc	X7R	1500pF	±10%	GRM31BR73A152KW01#	
			2200pF	±10%	GRM31BR73A222KW01#	
			3300pF	±10%	GRM31BR73A332KW01#	
			4700pF	±10%	GRM31BR73A472KW01#	
	630Vdc	X7R	6800pF	±10%	GRM31BR72J682KW01#	
	500Vdc	X7R	15000pF	±10%	GRM31BR72H153KW10#	
			22000pF	±10%	GRM31BR72H223KW10#	
	250Vdc	X7R	15000pF	±10%	GRM31BR72E153KW01#	
			22000pF	±10%	GRM31BR72E223KW01#	
			68000pF	±10%	GRM31BR72E683KW01#	
	200Vdc	X7R	15000pF	±10%	GRM31BR72D153KW01#	
			22000pF	±10%	GRM31BR72D223KW01#	
			68000pF	±10%	GRM31BR72D683KW01#	
	50Vdc	X7R	1.0μF	±10%	GRM31MR71H105KA88#	
		B	1.0μF	±10%	GRM31MB31H105KA87#	
	25Vdc	X5R	10μF	±20%	GRM31MR61E106MA12#	
	1.8mm	1000Vdc	X7R	6800pF	±10%	GRM31CR73A682KW03#
				10000pF	±10%	GRM31CR73A103KW03#
		630Vdc	X7R	15000pF	±10%	GRM31CR72J153KW03#
				22000pF	±10%	GRM31CR72J223KW03#
500Vdc		X7R	33000pF	±10%	GRM31CR72H333KW09#	
			47000pF	±10%	GRM31CR72H473KW09#	
250Vdc		X7R	33000pF	±10%	GRM31CR72E333KW03#	
			47000pF	±10%	GRM31CR72E473KW03#	
			0.10μF	±10%	GRM31CR72E104KW03#	
200Vdc		X7R	33000pF	±10%	GRM31CR72D333KW03#	
			47000pF	±10%	GRM31CR72D473KW03#	
			0.10μF	±10%	GRM31CR72D104KW03#	
100Vdc		X7R	1.0μF	±10%	GRM31CR72A105KA01#	
50Vdc		X7R	2.2μF	±10%	GRM31CR71H225KA88#	
			4.7μF	±10%	GRM31CR71H475KA12#	
				±20%	GRM31CR71H475MA12#	
		X5R	10μF	±10%	GRM31CR61H106KA12#	
				±20%	GRM31CR61H106MA12#	
		B	2.2μF	±10%	GRM31CB31H225KA87#	
			±20%	GRM31CB31H225MA87#		
4.7μF		±10%	GRM31CB31H475KA12#			
		±20%	GRM31CB31H475MA12#			
10μF		±10%	GRM31CB31H106KA12#			
		±20%	GRM31CB31H106MA12#			
25Vdc	X7R	4.7μF	±10%	GRM31CR71E475KA88#		
		10μF	±10%	GRM31CR71E106KA12#		
			±20%	GRM31CR71E106MA12#		
	X5R	22μF	±20%	GRM31CR61E226ME15#		
		B	10μF	±10%	GRM31CB31E106KA75#	
			±20%	GRM31CB31E226ME15#		
16Vdc	X7R	4.7μF	±20%	GRM31CR71C475MA01#		
		X6S	22μF	±20%	GRM31CC81C226ME15#	
	X5R	22μF	±20%	GRM31CR61C226ME15#		
	B	22μF	±20%	GRM31CB31C226ME15#		
10Vdc	X7R	22μF	±20%	GRM31CR71A226ME15#		
		X5R	47μF	±20%	GRM31CR61A476ME15#	
	B	47μF	±20%	GRM31CB31A476ME15#		
6.3Vdc	X7R	22μF	±20%	GRM31CR70J226ME19#		

T max.	Rated Voltage	TC Code	Cap.	Tol.	Part Number	
1.8mm	6.3Vdc	X7U	47μF	±20%	GRM31CE70J476ME15#	
			X6S	47μF	±20%	GRM31CC80J476ME18#
			X5R	47μF	±20%	GRM31CR60J476ME19#
			B	47μF	±20%	GRM31CB30J476ME18#
	4Vdc	X7U	47μF	±20%	GRM31CE70G476ME15#	
			X6S	47μF	±20%	GRM31CC80G476ME19#
	1.9mm	100Vdc	X7R	2.2μF	±10%	GRM31CR72A225KA73#
					±20%	GRM31CR72A225MA73#
25Vdc		X6S	22μF	±20%	GRM31CC81E226ME11#	
			16Vdc	X7S	22μF	±20%
		X5R	47μF	±20%	GRM31CR61C476ME44#	
10Vdc		X6S	47μF	±20%	GRM31CC81A476ME44#	
			6.3Vdc	X6T	100μF	±20%
		X5R	100μF	±20%	GRM31CR60J107ME39#	
			150μF	±20%	GRM31CR60J157ME11#	
4Vdc		X7U	100μF	±20%	GRM31CE70G107ME39#	
			X6S	150μF	±20%	GRM31CC80G157ME11#
		X6T	100μF	±20%	GRM31CD80G107ME39#	
	X5R	100μF	±20%	GRM31CR60G107ME39#		
		150μF	±20%	GRM31CR60G157ME11#		
	220μF	±20%	GRM31CR60G227ME11#			
2.5Vdc	X6S	150μF	±20%	GRM31CC80E157ME11#		
		X5R	220μF	±20%	GRM31CR60E227ME11#	

3.2×2.5mm

T max.	Rated Voltage	TC Code	Cap.	Tol.	Part Number	
1.5mm	1000Vdc	X7R	6800pF	±10%	GRM32QR73A682KW01#	
			10000pF	±10%	GRM32QR73A103KW01#	
	630Vdc	X7R	22000pF	±10%	GRM32QR72J223KW01#	
	500Vdc	X7R	68000pF	±10%	GRM32QR72H683KW10#	
	250Vdc	X7R	68000pF	±10%	GRM32QR72E683KW01#	
			0.15μF	±10%	GRM32QR72E154KW01#	
	200Vdc	X7R	68000pF	±10%	GRM32QR72D683KW01#	
			0.15μF	±10%	GRM32QR72D154KW01#	
	1.8mm	100Vdc	X7R	1.0μF	±10%	GRM32CR72A105KA35#
					±20%	GRM32CR72A105MA35#
2.0mm	1000Vdc	X7R	15000pF	±10%	GRM32DR73A153KW01#	
			22000pF	±10%	GRM32DR73A223KW01#	
	630Vdc	X7R	33000pF	±10%	GRM32DR72J333KW01#	
			47000pF	±10%	GRM32DR72J473KW01#	
	500Vdc	X7R	0.10μF	±10%	GRM32DR72H104KW10#	
			250Vdc	X7R	0.10μF	±10%
		0.22μF	±10%	GRM32DR72E224KW01#		
200Vdc	X7R	0.10μF	±10%	GRM32DR72D104KW01#		
		0.22μF	±10%	GRM32DR72D224KW01#		
2.2mm	100Vdc	X7S	4.7μF	±10%	GRM32DC72A475KE01#	
				±20%	GRM32DC72A475ME01#	
2.7mm	100Vdc	X7R	10μF	±10%	GRM32DR71E106KA12#	
				±20%	GRM32ER72A225KA35#	
	80Vdc	X7R	4.7μF	±10%	GRM32ER71K475KE14#	
			±20%	GRM32ER71K475ME14#		

Part number # indicates the package specification code.

GRM Series
 GJM Series
 GVA Series
 GMD Series
 GQM Series
 GR3 Series
 GRJ Series
 LLA Series
 LLL Series
 LLM Series
 LLR Series
 KRM Series
 KR3 Series
 NFM Series
 GCH Series
 Caution/Notice

GRM Series High Dielectric Constant Type Part Number List

(→ 3.2×2.5mm)

T max.	Rated Voltage	TC Code	Cap.	Tol.	Part Number		
2.7mm	63Vdc	X7R	10μF	±10%	GRM32ER71J106KA12#	D1	
				±20%	GRM32ER71J106MA12#	D1	
2.7mm	50Vdc	X7R	4.7μF	±10%	GRM32ER71H475KA88#		
				±10%	GRM32ER71H106KA12#		
			10μF	±10%	GRM32ER71H106MA12#		
				±20%	GRM32ER71H106MA12#		
	X5R	10μF	±10%	GRM32ER61H106KA12#			
			±20%	GRM32ER61H106MA12#			
	B	10μF	±10%	GRM32EB31H106KA12#			
			±20%	GRM32EB31H106MA12#			
	35Vdc	X7R	10μF	±10%	GRM32ER7YA106KA12#		
				±20%	GRM32ER7YA106MA12#		
X5R		10μF	±10%	GRM32ER6YA106KA12#			
			±20%	GRM32ER6YA106MA12#			
B		10μF	±10%	GRM32EB3YA106KA12#			
			±20%	GRM32EB3YA106MA12#			
25Vdc	X7R	22μF	±20%	GRM32ER71E226ME15#			
			±20%	GRM32ER61E226ME15#			
			±20%	GRM32EB31E226ME15#			
16Vdc	X7R	22μF	±20%	GRM32ER71C226MEA8#			
			X6S	47μF	±20%	GRM32EC81C476ME15#	D1
					±20%	GRM32ER61C476ME15#	
			B	47μF	±20%	GRM32EB31C476ME15#	
10Vdc	X7R	47μF	±20%	GRM32ER71A476ME15#			
			±20%	GRM32ER61A476ME20#			
	X5R	47μF	±20%	GRM32ER61A107ME20#	D1		
			±20%	GRM32EB31A476ME20#			
6.3Vdc	X7R	47μF	±20%	GRM32ER70J476ME20#			
			X7U	100μF	±20%	GRM32EE70J107ME15#	D1
					±20%	GRM32ER60J107ME20#	
			B	100μF	±20%	GRM32EB30J107ME16#	
4Vdc	X7U	100μF	±20%	GRM32EE70G107ME19#			

5.7×5.0mm

T max.	Rated Voltage	TC Code	Cap.	Tol.	Part Number	
2.0mm	1000Vdc	X7R	68000pF	±10%	GRM55DR73A683KW01#	
				±10%	GRM55DR73A104KW01#	
			0.10μF	±10%	GRM55DR72J154KW01#	
				±10%	GRM55DR72J224KW01#	
	630Vdc	X7R	0.15μF	±10%	GRM55DR72H334KW10#	
				±10%	GRM55DR72H474KW10#	
	500Vdc	X7R	0.33μF	±10%	GRM55DR72E334KW01#	
				±10%	GRM55DR72E474KW01#	
	250Vdc	X7R	0.33μF	±10%	GRM55DR72E334KW01#	
				±10%	GRM55DR72E474KW01#	
			0.68μF	±10%	GRM55DR72E684KW01#	
				±10%	GRM55DR72E105KW01#	
200Vdc	X7R	0.33μF	±10%	GRM55DR72D334KW01#		
			±10%	GRM55DR72D474KW01#		
		0.68μF	±10%	GRM55DR72D684KW01#		
			±10%	GRM55DR72D105KW01#		

4.5×3.2mm

T max.	Rated Voltage	TC Code	Cap.	Tol.	Part Number	
1.5mm	630Vdc	X7R	68000pF	±10%	GRM43QR72J683KW01#	
	500Vdc	X7R	0.15μF	±10%	GRM43QR72H154KW10#	
	250Vdc	X7R	0.15μF	±10%	GRM43QR72E154KW01#	
	200Vdc	X7R	0.15μF	±10%	GRM43QR72D154KW01#	
2.0mm	1000Vdc	X7R	33000pF	±10%	GRM43DR73A333KW01#	
				±10%	GRM43DR73A473KW01#	
	630Vdc	X7R	0.10μF	±10%	GRM43DR72J104KW01#	
				±10%	GRM43DR72H224KW10#	
	500Vdc	X7R	0.22μF	±10%	GRM43DR72E224KW01#	
				±10%	GRM43DR72E334KW01#	
			0.33μF	±10%	GRM43DR72E474KW01#	
				±10%	GRM43DR72D224KW01#	
200Vdc	X7R	0.33μF	±10%	GRM43DR72D334KW01#		
			±10%	GRM43DR72D474KW01#		

Part number # indicates the package specification code.

High Q Monolithic Ceramic Capacitor for High Frequency

GJM Series

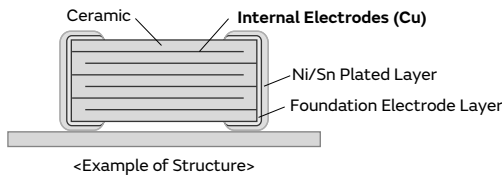


This product improves the high frequency characteristics and contributes to a reduction of power consumption by the High Q and low ESR.

Features

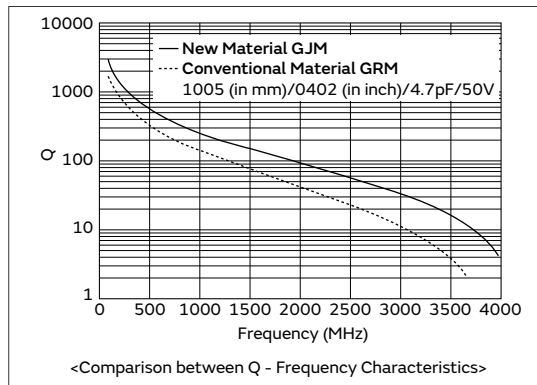
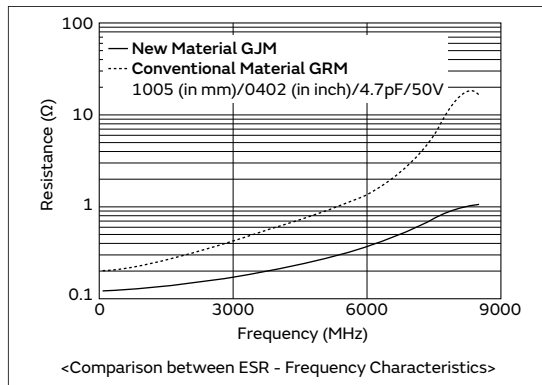
① **Mainly ideal for mobile communication devices and temperature compensation of related modules.**

This product is ideal for temperature compensation of high frequency circuits, such as resonant circuits, tuning circuits, and impedance matching circuits where the operating characteristics of the device are greatly affected by the capacitance fluctuation.



② **High Q and low ESR in VHF, UHF and microwave frequency bands.**

High Q and low ESR were achieved at a high frequency by adopting ceramic material as the dielectric material which enables an extremely low loss at high frequency, and base metal electrodes as the internal electrodes.



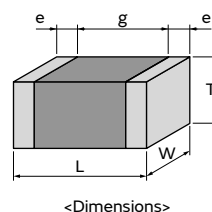
③ **Can be used for tight tolerance.**

In addition to standard tolerance, the allowable range of this product is also suitable for the following tight tolerance.

Capacitance Range	Standard Capacitance Tolerance (Capacitance Tolerance Symbol)	Narrow Capacitance Tolerance (Capacitance Tolerance Symbol)
to 0.9pF	±0.1pF (B)	±0.05pF (W)
1.0 to 5.0pF	±0.25pF (C)	±0.05pF (W), ±0.1pF (B)
5.1 to 9.9pF	±0.5pF (D)	±0.05pF (W), ±0.1pF (B), ±0.25pF (C)
10pF to	±5% (J)	±2% (G)

Specifications

Size (mm)	0.4×0.2mm to 1.0×0.5mm
Rated Voltage	6.3Vdc to 50Vdc
Capacitance	0.10pF to 47pF
Main Applications	Small communication devices, such as mobile phones and high frequency communication modules



This catalog contains only a portion of the product lineup.
 Please refer to the capacitor search tool on the Murata Web site for details.

GJM Series Temperature Compensating Type **High Q** Part Number List

0.4×0.2mm

T max.	Rated Voltage	TC Code	Cap.	Tol.	Part Number
0.22mm	25Vdc	COG	0.20pF	±0.05pF	GJM0225C1ER20WB01#
				±0.1pF	GJM0225C1ER20BB01#
			0.30pF	±0.05pF	GJM0225C1ER30WB01#
				±0.1pF	GJM0225C1ER30BB01#
			0.40pF	±0.05pF	GJM0225C1ER40WB01#
				±0.1pF	GJM0225C1ER40BB01#
			0.50pF	±0.05pF	GJM0225C1ER50WB01#
				±0.1pF	GJM0225C1ER50BB01#
			0.60pF	±0.05pF	GJM0225C1ER60WB01#
				±0.1pF	GJM0225C1ER60BB01#
			0.70pF	±0.05pF	GJM0225C1ER70WB01#
				±0.1pF	GJM0225C1ER70BB01#
			0.80pF	±0.05pF	GJM0225C1ER80WB01#
				±0.1pF	GJM0225C1ER80BB01#
			0.90pF	±0.05pF	GJM0225C1ER90WB01#
				±0.1pF	GJM0225C1ER90BB01#
			1.0pF	±0.05pF	GJM0225C1E1R0WB01#
				±0.1pF	GJM0225C1E1R0BB01#
				±0.25pF	GJM0225C1E1R0CB01#
			1.1pF	±0.05pF	GJM0225C1E1R1WB01#
				±0.1pF	GJM0225C1E1R1BB01#
				±0.25pF	GJM0225C1E1R1CB01#
			1.2pF	±0.05pF	GJM0225C1E1R2WB01#
				±0.1pF	GJM0225C1E1R2BB01#
				±0.25pF	GJM0225C1E1R2CB01#
			1.3pF	±0.05pF	GJM0225C1E1R3WB01#
				±0.1pF	GJM0225C1E1R3BB01#
				±0.25pF	GJM0225C1E1R3CB01#
			1.4pF	±0.05pF	GJM0225C1E1R4WB01#
				±0.1pF	GJM0225C1E1R4BB01#
				±0.25pF	GJM0225C1E1R4CB01#
			1.5pF	±0.05pF	GJM0225C1E1R5WB01#
				±0.1pF	GJM0225C1E1R5BB01#
				±0.25pF	GJM0225C1E1R5CB01#
			1.6pF	±0.05pF	GJM0225C1E1R6WB01#
				±0.1pF	GJM0225C1E1R6BB01#
				±0.25pF	GJM0225C1E1R6CB01#
			1.7pF	±0.05pF	GJM0225C1E1R7WB01#
				±0.1pF	GJM0225C1E1R7BB01#
				±0.25pF	GJM0225C1E1R7CB01#
			1.8pF	±0.05pF	GJM0225C1E1R8WB01#
				±0.1pF	GJM0225C1E1R8BB01#
				±0.25pF	GJM0225C1E1R8CB01#
			1.9pF	±0.05pF	GJM0225C1E1R9WB01#
				±0.1pF	GJM0225C1E1R9BB01#
				±0.25pF	GJM0225C1E1R9CB01#
			2.0pF	±0.05pF	GJM0225C1E2R0WB01#
				±0.1pF	GJM0225C1E2R0BB01#
±0.25pF	GJM0225C1E2R0CB01#				
2.1pF	±0.05pF	GJM0225C1E2R1WB01#			
	±0.1pF	GJM0225C1E2R1BB01#			
	±0.25pF	GJM0225C1E2R1CB01#			

T max.	Rated Voltage	TC Code	Cap.	Tol.	Part Number
0.22mm	25Vdc	COG	2.2pF	±0.05pF	GJM0225C1E2R2WB01#
				±0.1pF	GJM0225C1E2R2BB01#
				±0.25pF	GJM0225C1E2R2CB01#
			2.3pF	±0.05pF	GJM0225C1E2R3WB01#
				±0.1pF	GJM0225C1E2R3BB01#
				±0.25pF	GJM0225C1E2R3CB01#
			2.4pF	±0.05pF	GJM0225C1E2R4WB01#
				±0.1pF	GJM0225C1E2R4BB01#
				±0.25pF	GJM0225C1E2R4CB01#
			2.5pF	±0.05pF	GJM0225C1E2R5WB01#
				±0.1pF	GJM0225C1E2R5BB01#
				±0.25pF	GJM0225C1E2R5CB01#
			2.6pF	±0.05pF	GJM0225C1E2R6WB01#
				±0.1pF	GJM0225C1E2R6BB01#
				±0.25pF	GJM0225C1E2R6CB01#
			2.7pF	±0.05pF	GJM0225C1E2R7WB01#
				±0.1pF	GJM0225C1E2R7BB01#
				±0.25pF	GJM0225C1E2R7CB01#
			2.8pF	±0.05pF	GJM0225C1E2R8WB01#
				±0.1pF	GJM0225C1E2R8BB01#
				±0.25pF	GJM0225C1E2R8CB01#
			2.9pF	±0.05pF	GJM0225C1E2R9WB01#
				±0.1pF	GJM0225C1E2R9BB01#
				±0.25pF	GJM0225C1E2R9CB01#
			3.0pF	±0.05pF	GJM0225C1E3R0WB01#
				±0.1pF	GJM0225C1E3R0BB01#
				±0.25pF	GJM0225C1E3R0CB01#
			3.1pF	±0.05pF	GJM0225C1E3R1WB01#
				±0.1pF	GJM0225C1E3R1BB01#
				±0.25pF	GJM0225C1E3R1CB01#
			3.2pF	±0.05pF	GJM0225C1E3R2WB01#
				±0.1pF	GJM0225C1E3R2BB01#
				±0.25pF	GJM0225C1E3R2CB01#
			3.3pF	±0.05pF	GJM0225C1E3R3WB01#
				±0.1pF	GJM0225C1E3R3BB01#
				±0.25pF	GJM0225C1E3R3CB01#
			3.4pF	±0.05pF	GJM0225C1E3R4WB01#
				±0.1pF	GJM0225C1E3R4BB01#
				±0.25pF	GJM0225C1E3R4CB01#
			3.5pF	±0.05pF	GJM0225C1E3R5WB01#
				±0.1pF	GJM0225C1E3R5BB01#
				±0.25pF	GJM0225C1E3R5CB01#
			3.6pF	±0.05pF	GJM0225C1E3R6WB01#
				±0.1pF	GJM0225C1E3R6BB01#
				±0.25pF	GJM0225C1E3R6CB01#
			3.7pF	±0.05pF	GJM0225C1E3R7WB01#
				±0.1pF	GJM0225C1E3R7BB01#
				±0.25pF	GJM0225C1E3R7CB01#
3.8pF	±0.05pF	GJM0225C1E3R8WB01#			
	±0.1pF	GJM0225C1E3R8BB01#			
	±0.25pF	GJM0225C1E3R8CB01#			
3.9pF	±0.05pF	GJM0225C1E3R9WB01#			
	±0.1pF	GJM0225C1E3R9BB01#			
	±0.25pF	GJM0225C1E3R9CB01#			

Part number # indicates the package specification code.

GJM Series Temperature Compensating Type High Q Part Number List

(→ 0.4×0.2mm)

T max.	Rated Voltage	TC Code	Cap.	Tol.	Part Number	T max.	Rated Voltage	TC Code	Cap.	Tol.	Part Number
0.22mm	25Vdc	COG	4.0pF	±0.05pF	GJM0225C1E4R0WB01#	0.22mm	25Vdc	COG	5.6pF	±0.1pF	GJM0225C1E5R6BB01#
				±0.1pF	GJM0225C1E4R0BB01#					±0.25pF	GJM0225C1E5R6CB01#
				±0.25pF	GJM0225C1E4R0CB01#					±0.5pF	GJM0225C1E5R6DB01#
			4.1pF	±0.05pF	GJM0225C1E4R1WB01#				5.7pF	±0.05pF	GJM0225C1E5R7WB01#
				±0.1pF	GJM0225C1E4R1BB01#					±0.1pF	GJM0225C1E5R7BB01#
				±0.25pF	GJM0225C1E4R1CB01#					±0.25pF	GJM0225C1E5R7CB01#
			4.2pF	±0.05pF	GJM0225C1E4R2WB01#				5.8pF	±0.05pF	GJM0225C1E5R8WB01#
				±0.1pF	GJM0225C1E4R2BB01#					±0.1pF	GJM0225C1E5R8BB01#
				±0.25pF	GJM0225C1E4R2CB01#					±0.25pF	GJM0225C1E5R8CB01#
			4.3pF	±0.05pF	GJM0225C1E4R3WB01#				5.9pF	±0.05pF	GJM0225C1E5R9WB01#
				±0.1pF	GJM0225C1E4R3BB01#					±0.1pF	GJM0225C1E5R9BB01#
				±0.25pF	GJM0225C1E4R3CB01#					±0.25pF	GJM0225C1E5R9CB01#
			4.4pF	±0.05pF	GJM0225C1E4R4WB01#				6.0pF	±0.05pF	GJM0225C1E6R0WB01#
				±0.1pF	GJM0225C1E4R4BB01#					±0.1pF	GJM0225C1E6R0BB01#
				±0.25pF	GJM0225C1E4R4CB01#					±0.25pF	GJM0225C1E6R0CB01#
			4.5pF	±0.05pF	GJM0225C1E4R5WB01#				6.1pF	±0.05pF	GJM0225C1E6R1WB01#
				±0.1pF	GJM0225C1E4R5BB01#					±0.1pF	GJM0225C1E6R1BB01#
				±0.25pF	GJM0225C1E4R5CB01#					±0.25pF	GJM0225C1E6R1CB01#
			4.6pF	±0.05pF	GJM0225C1E4R6WB01#				6.2pF	±0.05pF	GJM0225C1E6R2WB01#
				±0.1pF	GJM0225C1E4R6BB01#					±0.1pF	GJM0225C1E6R2BB01#
				±0.25pF	GJM0225C1E4R6CB01#					±0.25pF	GJM0225C1E6R2CB01#
			4.7pF	±0.05pF	GJM0225C1E4R7WB01#				6.3pF	±0.05pF	GJM0225C1E6R3WB01#
				±0.1pF	GJM0225C1E4R7BB01#					±0.1pF	GJM0225C1E6R3BB01#
				±0.25pF	GJM0225C1E4R7CB01#					±0.25pF	GJM0225C1E6R3CB01#
			4.8pF	±0.05pF	GJM0225C1E4R8WB01#				6.4pF	±0.05pF	GJM0225C1E6R4WB01#
				±0.1pF	GJM0225C1E4R8BB01#					±0.1pF	GJM0225C1E6R4BB01#
				±0.25pF	GJM0225C1E4R8CB01#					±0.25pF	GJM0225C1E6R4CB01#
			4.9pF	±0.05pF	GJM0225C1E4R9WB01#				6.5pF	±0.05pF	GJM0225C1E6R5WB01#
				±0.1pF	GJM0225C1E4R9BB01#					±0.1pF	GJM0225C1E6R5BB01#
				±0.25pF	GJM0225C1E4R9CB01#					±0.25pF	GJM0225C1E6R5CB01#
			5.0pF	±0.05pF	GJM0225C1E5R0WB01#				6.6pF	±0.05pF	GJM0225C1E6R6WB01#
				±0.1pF	GJM0225C1E5R0BB01#					±0.1pF	GJM0225C1E6R6BB01#
				±0.25pF	GJM0225C1E5R0CB01#					±0.25pF	GJM0225C1E6R6CB01#
			5.1pF	±0.05pF	GJM0225C1E5R1WB01#				6.7pF	±0.05pF	GJM0225C1E6R7WB01#
				±0.1pF	GJM0225C1E5R1BB01#					±0.1pF	GJM0225C1E6R7BB01#
				±0.25pF	GJM0225C1E5R1CB01#					±0.25pF	GJM0225C1E6R7CB01#
			5.2pF	±0.05pF	GJM0225C1E5R2WB01#				6.8pF	±0.05pF	GJM0225C1E6R8WB01#
				±0.1pF	GJM0225C1E5R2BB01#					±0.1pF	GJM0225C1E6R8BB01#
				±0.25pF	GJM0225C1E5R2CB01#					±0.25pF	GJM0225C1E6R8CB01#
			5.3pF	±0.05pF	GJM0225C1E5R3WB01#				6.9pF	±0.05pF	GJM0225C1E6R9WB01#
				±0.1pF	GJM0225C1E5R3BB01#					±0.1pF	GJM0225C1E6R9BB01#
				±0.25pF	GJM0225C1E5R3CB01#					±0.25pF	GJM0225C1E6R9CB01#
			5.4pF	±0.05pF	GJM0225C1E5R4WB01#						
				±0.1pF	GJM0225C1E5R4BB01#						
				±0.25pF	GJM0225C1E5R4CB01#						
			5.5pF	±0.05pF	GJM0225C1E5R5WB01#						
				±0.1pF	GJM0225C1E5R5BB01#						
				±0.25pF	GJM0225C1E5R5CB01#						
			5.6pF	±0.05pF	GJM0225C1E5R6WB01#						
				±0.1pF	GJM0225C1E5R6BB01#						
				±0.25pF	GJM0225C1E5R6CB01#						

Part number # indicates the package specification code.

GJM Series Temperature Compensating Type High Q Part Number List

(→ 0.4×0.2mm)

T max.	Rated Voltage	TC Code	Cap.	Tol.	Part Number
0.22mm	25Vdc	COG	6.9pF	±0.5pF	GJM0225C1E6R9DB01#
				±0.05pF	GJM0225C1E7R0WB01#
			7.0pF	±0.1pF	GJM0225C1E7R0BB01#
				±0.25pF	GJM0225C1E7R0CB01#
				±0.5pF	GJM0225C1E7R0DB01#
				7.1pF	±0.05pF
			±0.1pF		GJM0225C1E7R1BB01#
			±0.25pF		GJM0225C1E7R1CB01#
			7.2pF	±0.05pF	GJM0225C1E7R2WB01#
				±0.1pF	GJM0225C1E7R2BB01#
				±0.25pF	GJM0225C1E7R2CB01#
			7.3pF	±0.05pF	GJM0225C1E7R3WB01#
				±0.1pF	GJM0225C1E7R3BB01#
				±0.25pF	GJM0225C1E7R3CB01#
			7.4pF	±0.05pF	GJM0225C1E7R4WB01#
				±0.1pF	GJM0225C1E7R4BB01#
				±0.25pF	GJM0225C1E7R4CB01#
			7.5pF	±0.05pF	GJM0225C1E7R5WB01#
				±0.1pF	GJM0225C1E7R5BB01#
				±0.25pF	GJM0225C1E7R5CB01#
			7.6pF	±0.05pF	GJM0225C1E7R6WB01#
				±0.1pF	GJM0225C1E7R6BB01#
				±0.25pF	GJM0225C1E7R6CB01#
			7.7pF	±0.05pF	GJM0225C1E7R7WB01#
				±0.1pF	GJM0225C1E7R7BB01#
				±0.25pF	GJM0225C1E7R7CB01#
			7.8pF	±0.05pF	GJM0225C1E7R8WB01#
				±0.1pF	GJM0225C1E7R8BB01#
				±0.25pF	GJM0225C1E7R8CB01#
			7.9pF	±0.05pF	GJM0225C1E7R9WB01#
				±0.1pF	GJM0225C1E7R9BB01#
				±0.25pF	GJM0225C1E7R9CB01#
			8.0pF	±0.05pF	GJM0225C1E8R0WB01#
				±0.1pF	GJM0225C1E8R0BB01#
				±0.25pF	GJM0225C1E8R0CB01#
			8.1pF	±0.05pF	GJM0225C1E8R1WB01#
				±0.1pF	GJM0225C1E8R1BB01#
				±0.25pF	GJM0225C1E8R1CB01#
			8.2pF	±0.05pF	GJM0225C1E8R2WB01#
				±0.1pF	GJM0225C1E8R2BB01#
				±0.25pF	GJM0225C1E8R2CB01#
			8.3pF	±0.05pF	GJM0225C1E8R3WB01#

T max.	Rated Voltage	TC Code	Cap.	Tol.	Part Number
0.22mm	25Vdc	COG	8.3pF	±0.1pF	GJM0225C1E8R3BB01#
				±0.25pF	GJM0225C1E8R3CB01#
				±0.5pF	GJM0225C1E8R3DB01#
			8.4pF	±0.05pF	GJM0225C1E8R4WB01#
				±0.1pF	GJM0225C1E8R4BB01#
				±0.25pF	GJM0225C1E8R4CB01#
			8.5pF	±0.05pF	GJM0225C1E8R5WB01#
				±0.1pF	GJM0225C1E8R5BB01#
				±0.25pF	GJM0225C1E8R5CB01#
			8.6pF	±0.05pF	GJM0225C1E8R6WB01#
				±0.1pF	GJM0225C1E8R6BB01#
				±0.25pF	GJM0225C1E8R6CB01#
			8.7pF	±0.05pF	GJM0225C1E8R7WB01#
				±0.1pF	GJM0225C1E8R7BB01#
				±0.25pF	GJM0225C1E8R7CB01#
			8.8pF	±0.05pF	GJM0225C1E8R8WB01#
				±0.1pF	GJM0225C1E8R8BB01#
				±0.25pF	GJM0225C1E8R8CB01#
			8.9pF	±0.05pF	GJM0225C1E8R9WB01#
				±0.1pF	GJM0225C1E8R9BB01#
				±0.25pF	GJM0225C1E8R9CB01#
			9.0pF	±0.05pF	GJM0225C1E9R0WB01#
				±0.1pF	GJM0225C1E9R0BB01#
				±0.25pF	GJM0225C1E9R0CB01#
			9.1pF	±0.05pF	GJM0225C1E9R1WB01#
				±0.1pF	GJM0225C1E9R1BB01#
				±0.25pF	GJM0225C1E9R1CB01#
			9.2pF	±0.05pF	GJM0225C1E9R2WB01#
				±0.1pF	GJM0225C1E9R2BB01#
				±0.25pF	GJM0225C1E9R2CB01#
			9.3pF	±0.05pF	GJM0225C1E9R3WB01#
				±0.1pF	GJM0225C1E9R3BB01#
				±0.25pF	GJM0225C1E9R3CB01#
			9.4pF	±0.05pF	GJM0225C1E9R4WB01#
				±0.1pF	GJM0225C1E9R4BB01#
				±0.25pF	GJM0225C1E9R4CB01#
			9.5pF	±0.05pF	GJM0225C1E9R5WB01#
				±0.1pF	GJM0225C1E9R5BB01#
				±0.25pF	GJM0225C1E9R5CB01#
			9.6pF	±0.05pF	GJM0225C1E9R6WB01#
				±0.1pF	GJM0225C1E9R6BB01#
				±0.25pF	GJM0225C1E9R6CB01#

Part number # indicates the package specification code.

GJM Series Temperature Compensating Type High Q Part Number List

(→ 0.4×0.2mm)

T max.	Rated Voltage	TC Code	Cap.	Tol.	Part Number	T max.	Rated Voltage	TC Code	Cap.	Tol.	Part Number
0.22mm	25Vdc	COG	9.6pF	±0.5pF	GJM0225C1E9R6DB01#	0.22mm	25Vdc	CK	1.2pF	±0.1pF	GJM0224C1E1R2BB01#
				±0.05pF	GJM0225C1E9R7WB01#					±0.25pF	GJM0224C1E1R2CB01#
			9.7pF	±0.1pF	GJM0225C1E9R7BB01#				1.3pF	±0.05pF	GJM0224C1E1R3WB01#
				±0.25pF	GJM0225C1E9R7CB01#					±0.1pF	GJM0224C1E1R3BB01#
				±0.5pF	GJM0225C1E9R7DB01#					±0.25pF	GJM0224C1E1R3CB01#
				9.8pF	±0.05pF					GJM0225C1E9R8WB01#	1.4pF
			±0.1pF		GJM0225C1E9R8BB01#				±0.1pF	GJM0224C1E1R4BB01#	
			±0.25pF		GJM0225C1E9R8CB01#				±0.25pF	GJM0224C1E1R4CB01#	
			±0.5pF		GJM0225C1E9R8DB01#				1.5pF	±0.05pF	
			±0.05pF	GJM0225C1E9R9WB01#	±0.1pF					GJM0224C1E1R5BB01#	
			±0.1pF	GJM0225C1E9R9BB01#	±0.25pF					GJM0224C1E1R5CB01#	
			±0.25pF	GJM0225C1E9R9CB01#	1.6pF					±0.05pF	GJM0224C1E1R6WB01#
			±0.5pF	GJM0225C1E9R9DB01#					±0.1pF	GJM0224C1E1R6BB01#	
			±2%	GJM0225C1E100GB01#					±0.25pF	GJM0224C1E1R6CB01#	
			±5%	GJM0225C1E100JB01#					1.7pF	±0.05pF	GJM0224C1E1R7WB01#
			±2%	GJM0225C1E110GB01#	±0.1pF					GJM0224C1E1R7BB01#	
			±5%	GJM0225C1E110JB01#	±0.25pF					GJM0224C1E1R7CB01#	
			12pF	±2%	GJM0225C1E120GB01#					1.8pF	±0.05pF
				±5%	GJM0225C1E120JB01#				±0.1pF		GJM0224C1E1R8BB01#
				±2%	GJM0225C1E130GB01#				±0.25pF		GJM0224C1E1R8CB01#
				±5%	GJM0225C1E130JB01#				1.9pF		±0.05pF
			±2%	GJM0225C1E150GB01#	±0.1pF					GJM0224C1E1R9BB01#	
			±5%	GJM0225C1E150JB01#	±0.25pF					GJM0224C1E1R9CB01#	
			16pF	±2%	GJM0225C1E160GB01#					2.0pF	±0.05pF
		±5%		GJM0225C1E160JB01#	±0.1pF	GJM0224C1E2R0BB01#					
		±2%		GJM0225C1E180GB01#	±0.25pF	GJM0224C1E2R0CB01#					
		±5%		GJM0225C1E180JB01#	CJ	2.1pF	±0.05pF	GJM0223C1E2R1WB01#			
		±2%	GJM0225C1E200GB01#	±0.1pF			GJM0223C1E2R1BB01#				
		±5%	GJM0225C1E200JB01#	±0.25pF			GJM0223C1E2R1CB01#				
		20pF	±2%	GJM0225C1E220GB01#		2.2pF	±0.05pF	GJM0223C1E2R2WB01#			
			±5%	GJM0225C1E220JB01#	±0.1pF		GJM0223C1E2R2BB01#				
			0.20pF	±0.05pF	GJM0224C1ER20WB01#		2.3pF	±0.05pF	GJM0223C1E2R3WB01#		
				±0.1pF	GJM0224C1ER20BB01#			±0.1pF	GJM0223C1E2R3BB01#		
		±0.05pF		GJM0224C1ER30WB01#	±0.25pF	GJM0223C1E2R3CB01#					
		±0.1pF		GJM0224C1ER30BB01#	2.4pF	±0.05pF		GJM0223C1E2R4WB01#			
		±0.05pF	GJM0224C1ER40WB01#	±0.1pF		GJM0223C1E2R4BB01#					
		±0.1pF	GJM0224C1ER40BB01#	±0.25pF		GJM0223C1E2R4CB01#					
		0.50pF	±0.05pF	GJM0224C1ER50WB01#		2.5pF	±0.05pF	GJM0223C1E2R5WB01#			
			±0.1pF	GJM0224C1ER50BB01#	±0.1pF		GJM0223C1E2R5BB01#				
			±0.05pF	GJM0224C1ER60WB01#	±0.25pF		GJM0223C1E2R5CB01#				
			±0.1pF	GJM0224C1ER60BB01#	2.6pF		±0.05pF	GJM0223C1E2R6WB01#			
		±0.05pF	GJM0224C1ER70WB01#	±0.1pF		GJM0223C1E2R6BB01#					
		±0.1pF	GJM0224C1ER70BB01#	±0.25pF		GJM0223C1E2R6CB01#					
		0.80pF	±0.05pF	GJM0224C1ER80WB01#		2.7pF	±0.05pF	GJM0223C1E2R7WB01#			
			±0.1pF	GJM0224C1ER80BB01#	±0.1pF		GJM0223C1E2R7BB01#				
			±0.05pF	GJM0224C1ER90WB01#	±0.25pF		GJM0223C1E2R7CB01#				
			±0.1pF	GJM0224C1ER90BB01#	2.8pF		±0.05pF	GJM0223C1E2R8WB01#			
		±0.05pF	GJM0224C1E1R0WB01#	±0.1pF		GJM0223C1E2R8BB01#					
±0.1pF	GJM0224C1E1R0BB01#	±0.25pF	GJM0223C1E2R8CB01#								
±0.25pF	GJM0224C1E1R0CB01#	2.9pF	±0.05pF	GJM0223C1E2R9WB01#							
±0.05pF	GJM0224C1E1R1WB01#		±0.1pF	GJM0223C1E2R9BB01#							
±0.1pF	GJM0224C1E1R1BB01#		±0.25pF	GJM0223C1E2R9CB01#							
±0.25pF	GJM0224C1E1R1CB01#		3.0pF	±0.05pF	GJM0223C1E3R0WB01#						
±0.05pF	GJM0224C1E1R2WB01#										

Part number # indicates the package specification code.

GRM Series
 GJM Series
 GVA Series
 GMD Series
 GQM Series
 GR3 Series
 GRJ Series
 LLA Series
 LLL Series
 LLM Series
 LLR Series
 KRM Series
 KR3 Series
 NFM Series
 GCH Series
 Caution/Notice

GJM Series Temperature Compensating Type High Q Part Number List

(→ 0.4×0.2mm)

T max.	Rated Voltage	TC Code	Cap.	Tol.	Part Number	T max.	Rated Voltage	TC Code	Cap.	Tol.	Part Number
0.22mm	25Vdc	CJ	3.0pF	±0.1pF	GJM0223C1E3R0BB01#	0.22mm	25Vdc	CH	4.8pF	±0.1pF	GJM0222C1E4R8BB01#
				±0.25pF	GJM0223C1E3R0CB01#					±0.25pF	GJM0222C1E4R8CB01#
			3.1pF	±0.05pF	GJM0223C1E3R1WB01#				4.9pF	±0.05pF	GJM0222C1E4R9WB01#
				±0.1pF	GJM0223C1E3R1BB01#					±0.1pF	GJM0222C1E4R9BB01#
				±0.25pF	GJM0223C1E3R1CB01#					±0.25pF	GJM0222C1E4R9CB01#
			3.2pF	±0.05pF	GJM0223C1E3R2WB01#				5.0pF	±0.05pF	GJM0222C1E5R0WB01#
				±0.1pF	GJM0223C1E3R2BB01#					±0.1pF	GJM0222C1E5R0BB01#
				±0.25pF	GJM0223C1E3R2CB01#					±0.25pF	GJM0222C1E5R0CB01#
			3.3pF	±0.05pF	GJM0223C1E3R3WB01#				5.1pF	±0.05pF	GJM0222C1E5R1WB01#
				±0.1pF	GJM0223C1E3R3BB01#					±0.1pF	GJM0222C1E5R1BB01#
				±0.25pF	GJM0223C1E3R3CB01#					±0.25pF	GJM0222C1E5R1CB01#
			3.4pF	±0.05pF	GJM0223C1E3R4WB01#				5.2pF	±0.05pF	GJM0222C1E5R2WB01#
				±0.1pF	GJM0223C1E3R4BB01#					±0.1pF	GJM0222C1E5R2BB01#
				±0.25pF	GJM0223C1E3R4CB01#					±0.25pF	GJM0222C1E5R2CB01#
			3.5pF	±0.05pF	GJM0223C1E3R5WB01#				5.3pF	±0.05pF	GJM0222C1E5R3WB01#
				±0.1pF	GJM0223C1E3R5BB01#					±0.1pF	GJM0222C1E5R3BB01#
				±0.25pF	GJM0223C1E3R5CB01#					±0.25pF	GJM0222C1E5R3CB01#
			3.6pF	±0.05pF	GJM0223C1E3R6WB01#				5.4pF	±0.05pF	GJM0222C1E5R4WB01#
				±0.1pF	GJM0223C1E3R6BB01#					±0.1pF	GJM0222C1E5R4BB01#
				±0.25pF	GJM0223C1E3R6CB01#					±0.25pF	GJM0222C1E5R4CB01#
			3.7pF	±0.05pF	GJM0223C1E3R7WB01#				5.5pF	±0.05pF	GJM0222C1E5R5WB01#
				±0.1pF	GJM0223C1E3R7BB01#					±0.1pF	GJM0222C1E5R5BB01#
				±0.25pF	GJM0223C1E3R7CB01#					±0.25pF	GJM0222C1E5R5CB01#
			3.8pF	±0.05pF	GJM0223C1E3R8WB01#				5.6pF	±0.05pF	GJM0222C1E5R6WB01#
				±0.1pF	GJM0223C1E3R8BB01#					±0.1pF	GJM0222C1E5R6BB01#
				±0.25pF	GJM0223C1E3R8CB01#					±0.25pF	GJM0222C1E5R6CB01#
			3.9pF	±0.05pF	GJM0223C1E3R9WB01#				5.7pF	±0.05pF	GJM0222C1E5R7WB01#
				±0.1pF	GJM0223C1E3R9BB01#					±0.1pF	GJM0222C1E5R7BB01#
				±0.25pF	GJM0223C1E3R9CB01#					±0.25pF	GJM0222C1E5R7CB01#
			4.0pF	±0.05pF	GJM0222C1E4R0WB01#				5.8pF	±0.05pF	GJM0222C1E5R8WB01#
				±0.1pF	GJM0222C1E4R0BB01#					±0.1pF	GJM0222C1E5R8BB01#
				±0.25pF	GJM0222C1E4R0CB01#					±0.25pF	GJM0222C1E5R8CB01#
			4.1pF	±0.05pF	GJM0222C1E4R1WB01#				5.9pF	±0.05pF	GJM0222C1E5R9WB01#
				±0.1pF	GJM0222C1E4R1BB01#					±0.1pF	GJM0222C1E5R9BB01#
				±0.25pF	GJM0222C1E4R1CB01#					±0.25pF	GJM0222C1E5R9CB01#
			4.2pF	±0.05pF	GJM0222C1E4R2WB01#				6.0pF	±0.05pF	GJM0222C1E6R0WB01#
				±0.1pF	GJM0222C1E4R2BB01#					±0.1pF	GJM0222C1E6R0BB01#
				±0.25pF	GJM0222C1E4R2CB01#					±0.25pF	GJM0222C1E6R0CB01#
			4.3pF	±0.05pF	GJM0222C1E4R3WB01#				6.1pF	±0.05pF	GJM0222C1E6R1WB01#
				±0.1pF	GJM0222C1E4R3BB01#					±0.1pF	GJM0222C1E6R1BB01#
				±0.25pF	GJM0222C1E4R3CB01#					±0.25pF	GJM0222C1E6R1CB01#
			4.4pF	±0.05pF	GJM0222C1E4R4WB01#				6.2pF	±0.05pF	GJM0222C1E6R2WB01#
				±0.1pF	GJM0222C1E4R4BB01#					±0.1pF	GJM0222C1E6R2BB01#
				±0.25pF	GJM0222C1E4R4CB01#					±0.25pF	GJM0222C1E6R2CB01#
			4.5pF	±0.05pF	GJM0222C1E4R5WB01#						
				±0.1pF	GJM0222C1E4R5BB01#						
				±0.25pF	GJM0222C1E4R5CB01#						
			4.6pF	±0.05pF	GJM0222C1E4R6WB01#						
				±0.1pF	GJM0222C1E4R6BB01#						
				±0.25pF	GJM0222C1E4R6CB01#						
		4.7pF	±0.05pF	GJM0222C1E4R7WB01#							
			±0.1pF	GJM0222C1E4R7BB01#							
			±0.25pF	GJM0222C1E4R7CB01#							
		4.8pF	±0.05pF	GJM0222C1E4R8WB01#							

Part number # indicates the package specification code.

GJM Series Temperature Compensating Type High Q Part Number List

(→ 0.4×0.2mm)

T max.	Rated Voltage	TC Code	Cap.	Tol.	Part Number	T max.	Rated Voltage	TC Code	Cap.	Tol.	Part Number
0.22mm	25Vdc	CH	6.2pF	±0.25pF	GJM0222C1E6R2CB01#	0.22mm	25Vdc	CH	7.6pF	±0.05pF	GJM0222C1E7R6WB01#
				±0.5pF	GJM0222C1E6R2DB01#					±0.1pF	GJM0222C1E7R6BB01#
			6.3pF	±0.05pF	GJM0222C1E6R3WB01#	±0.25pF			GJM0222C1E7R6CB01#		
				±0.1pF	GJM0222C1E6R3BB01#	±0.5pF			GJM0222C1E7R6DB01#		
				±0.25pF	GJM0222C1E6R3CB01#	7.7pF			±0.05pF	GJM0222C1E7R7WB01#	
				±0.5pF	GJM0222C1E6R3DB01#				±0.1pF	GJM0222C1E7R7BB01#	
			6.4pF	±0.05pF	GJM0222C1E6R4WB01#				±0.25pF	GJM0222C1E7R7CB01#	
				±0.1pF	GJM0222C1E6R4BB01#	±0.5pF			GJM0222C1E7R7DB01#		
				±0.25pF	GJM0222C1E6R4CB01#	7.8pF			±0.05pF	GJM0222C1E7R8WB01#	
			±0.5pF	GJM0222C1E6R4DB01#	±0.1pF				GJM0222C1E7R8BB01#		
			6.5pF	±0.05pF	GJM0222C1E6R5WB01#				±0.25pF	GJM0222C1E7R8CB01#	
				±0.1pF	GJM0222C1E6R5BB01#	±0.5pF			GJM0222C1E7R8DB01#		
				±0.25pF	GJM0222C1E6R5CB01#	7.9pF			±0.05pF	GJM0222C1E7R9WB01#	
				±0.5pF	GJM0222C1E6R5DB01#				±0.1pF	GJM0222C1E7R9BB01#	
			6.6pF	±0.05pF	GJM0222C1E6R6WB01#				±0.25pF	GJM0222C1E7R9CB01#	
				±0.1pF	GJM0222C1E6R6BB01#	±0.5pF			GJM0222C1E7R9DB01#		
				±0.25pF	GJM0222C1E6R6CB01#	8.0pF			±0.05pF	GJM0222C1E8ROWB01#	
				±0.5pF	GJM0222C1E6R6DB01#				±0.1pF	GJM0222C1E8ROBB01#	
			6.7pF	±0.05pF	GJM0222C1E6R7WB01#				±0.25pF	GJM0222C1E8ROCB01#	
				±0.1pF	GJM0222C1E6R7BB01#	±0.5pF			GJM0222C1E8RODB01#		
				±0.25pF	GJM0222C1E6R7CB01#	8.1pF			±0.05pF	GJM0222C1E8R1WB01#	
				±0.5pF	GJM0222C1E6R7DB01#				±0.1pF	GJM0222C1E8R1BB01#	
			6.8pF	±0.05pF	GJM0222C1E6R8WB01#				±0.25pF	GJM0222C1E8R1CB01#	
				±0.1pF	GJM0222C1E6R8BB01#	±0.5pF			GJM0222C1E8R1DB01#		
				±0.25pF	GJM0222C1E6R8CB01#	8.2pF			±0.05pF	GJM0222C1E8R2WB01#	
				±0.5pF	GJM0222C1E6R8DB01#				±0.1pF	GJM0222C1E8R2BB01#	
			6.9pF	±0.05pF	GJM0222C1E6R9WB01#				±0.25pF	GJM0222C1E8R2CB01#	
				±0.1pF	GJM0222C1E6R9BB01#	±0.5pF			GJM0222C1E8R2DB01#		
				±0.25pF	GJM0222C1E6R9CB01#	8.3pF			±0.05pF	GJM0222C1E8R3WB01#	
				±0.5pF	GJM0222C1E6R9DB01#				±0.1pF	GJM0222C1E8R3BB01#	
			7.0pF	±0.05pF	GJM0222C1E7R0WB01#				±0.25pF	GJM0222C1E8R3CB01#	
				±0.1pF	GJM0222C1E7R0BB01#	±0.5pF			GJM0222C1E8R3DB01#		
				±0.25pF	GJM0222C1E7R0CB01#	8.4pF			±0.05pF	GJM0222C1E8R4WB01#	
				±0.5pF	GJM0222C1E7R0DB01#				±0.1pF	GJM0222C1E8R4BB01#	
			7.1pF	±0.05pF	GJM0222C1E7R1WB01#				±0.25pF	GJM0222C1E8R4CB01#	
				±0.1pF	GJM0222C1E7R1BB01#	±0.5pF			GJM0222C1E8R4DB01#		
				±0.25pF	GJM0222C1E7R1CB01#	8.5pF			±0.05pF	GJM0222C1E8R5WB01#	
				±0.5pF	GJM0222C1E7R1DB01#				±0.1pF	GJM0222C1E8R5BB01#	
			7.2pF	±0.05pF	GJM0222C1E7R2WB01#				±0.25pF	GJM0222C1E8R5CB01#	
				±0.1pF	GJM0222C1E7R2BB01#	±0.5pF			GJM0222C1E8R5DB01#		
				±0.25pF	GJM0222C1E7R2CB01#	8.6pF			±0.05pF	GJM0222C1E8R6WB01#	
				±0.5pF	GJM0222C1E7R2DB01#				±0.1pF	GJM0222C1E8R6BB01#	
			7.3pF	±0.05pF	GJM0222C1E7R3WB01#				±0.25pF	GJM0222C1E8R6CB01#	
				±0.1pF	GJM0222C1E7R3BB01#	±0.5pF			GJM0222C1E8R6DB01#		
				±0.25pF	GJM0222C1E7R3CB01#	8.7pF			±0.05pF	GJM0222C1E8R7WB01#	
				±0.5pF	GJM0222C1E7R3DB01#				±0.1pF	GJM0222C1E8R7BB01#	
			7.4pF	±0.05pF	GJM0222C1E7R4WB01#				±0.25pF	GJM0222C1E8R7CB01#	
				±0.1pF	GJM0222C1E7R4BB01#	±0.5pF			GJM0222C1E8R7DB01#		
				±0.25pF	GJM0222C1E7R4CB01#	8.8pF			±0.05pF	GJM0222C1E8R8WB01#	
				±0.5pF	GJM0222C1E7R4DB01#				±0.1pF	GJM0222C1E8R8BB01#	
			7.5pF	±0.05pF	GJM0222C1E7R5WB01#				±0.25pF	GJM0222C1E8R8CB01#	
				±0.1pF	GJM0222C1E7R5BB01#	±0.5pF			GJM0222C1E8R8DB01#		
				±0.25pF	GJM0222C1E7R5CB01#	8.9pF			±0.05pF	GJM0222C1E8R9WB01#	
				±0.5pF	GJM0222C1E7R5DB01#				±0.1pF	GJM0222C1E8R9BB01#	

Part number # indicates the package specification code.

GJM Series Temperature Compensating Type **High Q** Part Number List

(→ 0.4×0.2mm)

T max.	Rated Voltage	TC Code	Cap.	Tol.	Part Number
0.22mm	25Vdc	CH	8.9pF	±0.25pF	GJM0222C1E8R9CB01#
				±0.5pF	GJM0222C1E8R9DB01#
			9.0pF	±0.05pF	GJM0222C1E9R0WB01#
				±0.1pF	GJM0222C1E9R0BB01#
				±0.25pF	GJM0222C1E9R0CB01#
				±0.5pF	GJM0222C1E9R0DB01#
			9.1pF	±0.05pF	GJM0222C1E9R1WB01#
				±0.1pF	GJM0222C1E9R1BB01#
				±0.25pF	GJM0222C1E9R1CB01#
				±0.5pF	GJM0222C1E9R1DB01#
			9.2pF	±0.05pF	GJM0222C1E9R2WB01#
				±0.1pF	GJM0222C1E9R2BB01#
				±0.25pF	GJM0222C1E9R2CB01#
				±0.5pF	GJM0222C1E9R2DB01#
			9.3pF	±0.05pF	GJM0222C1E9R3WB01#
				±0.1pF	GJM0222C1E9R3BB01#
				±0.25pF	GJM0222C1E9R3CB01#
				±0.5pF	GJM0222C1E9R3DB01#
			9.4pF	±0.05pF	GJM0222C1E9R4WB01#
				±0.1pF	GJM0222C1E9R4BB01#
				±0.25pF	GJM0222C1E9R4CB01#
				±0.5pF	GJM0222C1E9R4DB01#
			9.5pF	±0.05pF	GJM0222C1E9R5WB01#
				±0.1pF	GJM0222C1E9R5BB01#
				±0.25pF	GJM0222C1E9R5CB01#
				±0.5pF	GJM0222C1E9R5DB01#
			9.6pF	±0.05pF	GJM0222C1E9R6WB01#
				±0.1pF	GJM0222C1E9R6BB01#
				±0.25pF	GJM0222C1E9R6CB01#
				±0.5pF	GJM0222C1E9R6DB01#
			9.7pF	±0.05pF	GJM0222C1E9R7WB01#
				±0.1pF	GJM0222C1E9R7BB01#
				±0.25pF	GJM0222C1E9R7CB01#
				±0.5pF	GJM0222C1E9R7DB01#
			9.8pF	±0.05pF	GJM0222C1E9R8WB01#
				±0.1pF	GJM0222C1E9R8BB01#
				±0.25pF	GJM0222C1E9R8CB01#
				±0.5pF	GJM0222C1E9R8DB01#
			9.9pF	±0.05pF	GJM0222C1E9R9WB01#
				±0.1pF	GJM0222C1E9R9BB01#
				±0.25pF	GJM0222C1E9R9CB01#
				±0.5pF	GJM0222C1E9R9DB01#
			10pF	±2%	GJM0222C1E100GB01#
				±5%	GJM0222C1E100JB01#
			11pF	±2%	GJM0222C1E110GB01#
				±5%	GJM0222C1E110JB01#
			12pF	±2%	GJM0222C1E120GB01#
				±5%	GJM0222C1E120JB01#
			13pF	±2%	GJM0222C1E130GB01#
				±5%	GJM0222C1E130JB01#
			15pF	±2%	GJM0222C1E150GB01#
				±5%	GJM0222C1E150JB01#
			16pF	±2%	GJM0222C1E160GB01#
				±5%	GJM0222C1E160JB01#

T max.	Rated Voltage	TC Code	Cap.	Tol.	Part Number
0.22mm	25Vdc	CH	18pF	±2%	GJM0222C1E180GB01#
				±5%	GJM0222C1E180JB01#
			20pF	±2%	GJM0222C1E200GB01#
				±5%	GJM0222C1E200JB01#
			22pF	±2%	GJM0222C1E220GB01#
				±5%	GJM0222C1E220JB01#

0.6×0.3mm

T max.	Rated Voltage	TC Code	Cap.	Tol.	Part Number						
0.33mm	50Vdc	COG	0.20pF	±0.05pF	GJM0335C1HR20WB01#	D1					
				±0.1pF	GJM0335C1HR20BB01#	D1					
			0.30pF	±0.05pF	GJM0335C1HR30WB01#	D1					
				±0.1pF	GJM0335C1HR30BB01#	D1					
			0.40pF	±0.05pF	GJM0335C1HR40WB01#	D1					
				±0.1pF	GJM0335C1HR40BB01#	D1					
			0.50pF	±0.05pF	GJM0335C1HR50WB01#	D1					
				±0.1pF	GJM0335C1HR50BB01#	D1					
			0.60pF	±0.05pF	GJM0335C1HR60WB01#	D1					
				±0.1pF	GJM0335C1HR60BB01#	D1					
			0.70pF	±0.05pF	GJM0335C1HR70WB01#	D1					
				±0.1pF	GJM0335C1HR70BB01#	D1					
			0.80pF	±0.05pF	GJM0335C1HR80WB01#	D1					
				±0.1pF	GJM0335C1HR80BB01#	D1					
			0.90pF	±0.05pF	GJM0335C1HR90WB01#	D1					
				±0.1pF	GJM0335C1HR90BB01#	D1					
			CK	50Vdc	CK	0.20pF	±0.05pF	GJM0334C1HR20WB01#	D1		
							±0.1pF	GJM0334C1HR20BB01#	D1		
						0.30pF	±0.05pF	GJM0334C1HR30WB01#	D1		
							±0.1pF	GJM0334C1HR30BB01#	D1		
						0.40pF	±0.05pF	GJM0334C1HR40WB01#	D1		
							±0.1pF	GJM0334C1HR40BB01#	D1		
						0.50pF	±0.05pF	GJM0334C1HR50WB01#	D1		
							±0.1pF	GJM0334C1HR50BB01#	D1		
		0.60pF				±0.05pF	GJM0334C1HR60WB01#	D1			
						±0.1pF	GJM0334C1HR60BB01#	D1			
		0.70pF				±0.05pF	GJM0334C1HR70WB01#	D1			
						±0.1pF	GJM0334C1HR70BB01#	D1			
		0.80pF				±0.05pF	GJM0334C1HR80WB01#	D1			
						±0.1pF	GJM0334C1HR80BB01#	D1			
		0.90pF				±0.05pF	GJM0334C1HR90WB01#	D1			
						±0.1pF	GJM0334C1HR90BB01#	D1			
		CJ				50Vdc	CJ	1.0pF	±0.1pF	GJM0334C1H1R0BB01#	D1
									±0.1pF	GJM0334C1H1R1BB01#	D1
			1.2pF	±0.1pF	GJM0334C1H1R2BB01#			D1			
				±0.1pF	GJM0334C1H1R3BB01#			D1			
			1.5pF	±0.1pF	GJM0334C1H1R5BB01#			D1			
				±0.1pF	GJM0334C1H1R6BB01#			D1			
			1.8pF	±0.1pF	GJM0334C1H1R8BB01#			D1			
				±0.1pF	GJM0334C1H2R0BB01#			D1			
			2.0pF	±0.1pF	GJM0333C1H2R2BB01#			D1			
				±0.1pF	GJM0333C1H2R4BB01#			D1			
2.7pF	±0.1pF		GJM0333C1H2R7BB01#	D1							
	±0.1pF		GJM0333C1H3R0BB01#	D1							
3.3pF	±0.1pF		GJM0333C1H3R3BB01#	D1							
	±0.1pF		GJM0333C1H3R6BB01#	D1							
3.6pF	±0.1pF		GJM0333C1H3R6BB01#	D1							
	±0.1pF		GJM0333C1H3R9BB01#	D1							
CH	50Vdc		CH	0.20pF	±0.05pF			GJM0332C1HR20WB01#	D1		
					±0.1pF			GJM0332C1HR20BB01#	D1		
		0.30pF		±0.05pF	GJM0332C1HR30WB01#	D1					
				±0.1pF	GJM0332C1HR30BB01#	D1					

Part number # indicates the package specification code.

GJM Series Temperature Compensating Type High Q Part Number List

(→ 0.6×0.3mm)

T max.	Rated Voltage	TC Code	Cap.	Tol.	Part Number		T max.	Rated Voltage	TC Code	Cap.	Tol.	Part Number		
0.33mm	50Vdc	CH	0.40pF	±0.05pF	GJM0332C1HR40WB01#	D1	0.33mm	25Vdc	COG	2.4pF	±0.05pF	GJM0335C1E2R4WB01#		
				±0.1pF	GJM0332C1HR40BB01#	D1					±0.1pF	GJM0335C1E2R4BB01#		
			0.50pF	±0.05pF	GJM0332C1HR50WB01#	D1					±0.25pF	GJM0335C1E2R4CB01#		
				±0.1pF	GJM0332C1HR50BB01#	D1					2.5pF	±0.05pF	GJM0335C1E2R5WB01#	
			0.60pF	±0.05pF	GJM0332C1HR60WB01#	D1						±0.1pF	GJM0335C1E2R5BB01#	
				±0.1pF	GJM0332C1HR60BB01#	D1					±0.25pF	GJM0335C1E2R5CB01#		
			0.70pF	±0.05pF	GJM0332C1HR70WB01#	D1					2.6pF	±0.05pF	GJM0335C1E2R6WB01#	
				±0.1pF	GJM0332C1HR70BB01#	D1						±0.1pF	GJM0335C1E2R6BB01#	
			0.80pF	±0.05pF	GJM0332C1HR80WB01#	D1					±0.25pF	GJM0335C1E2R6CB01#		
				±0.1pF	GJM0332C1HR80BB01#	D1					2.7pF	±0.05pF	GJM0335C1E2R7WB01#	
			0.90pF	±0.05pF	GJM0332C1HR90WB01#	D1						±0.1pF	GJM0335C1E2R7BB01#	
				±0.1pF	GJM0332C1HR90BB01#	D1					±0.25pF	GJM0335C1E2R7CB01#		
	25Vdc	COG	1.0pF	±0.05pF	GJM0335C1E1R0WB01#		2.8pF	±0.05pF	GJM0335C1E2R8WB01#					
				±0.1pF	GJM0335C1E1R0BB01#			±0.1pF	GJM0335C1E2R8BB01#					
				±0.25pF	GJM0335C1E1R0CB01#			±0.25pF	GJM0335C1E2R8CB01#					
			1.1pF	±0.05pF	GJM0335C1E1R1WB01#		2.9pF	±0.05pF	GJM0335C1E2R9WB01#					
				±0.1pF	GJM0335C1E1R1BB01#			±0.1pF	GJM0335C1E2R9BB01#					
				±0.25pF	GJM0335C1E1R1CB01#			±0.25pF	GJM0335C1E2R9CB01#					
			1.2pF	±0.05pF	GJM0335C1E1R2WB01#		3.0pF	±0.05pF	GJM0335C1E3R0WB01#					
				±0.1pF	GJM0335C1E1R2BB01#			±0.1pF	GJM0335C1E3R0BB01#					
				±0.25pF	GJM0335C1E1R2CB01#			±0.25pF	GJM0335C1E3R0CB01#					
			1.3pF	±0.05pF	GJM0335C1E1R3WB01#		3.1pF	±0.05pF	GJM0335C1E3R1WB01#					
				±0.1pF	GJM0335C1E1R3BB01#			±0.1pF	GJM0335C1E3R1BB01#					
				±0.25pF	GJM0335C1E1R3CB01#			±0.25pF	GJM0335C1E3R1CB01#					
1.4pF			±0.05pF	GJM0335C1E1R4WB01#		3.2pF	±0.05pF	GJM0335C1E3R2WB01#						
			±0.1pF	GJM0335C1E1R4BB01#			±0.1pF	GJM0335C1E3R2BB01#						
			±0.25pF	GJM0335C1E1R4CB01#			±0.25pF	GJM0335C1E3R2CB01#						
1.5pF			±0.05pF	GJM0335C1E1R5WB01#		3.3pF	±0.05pF	GJM0335C1E3R3WB01#						
			±0.1pF	GJM0335C1E1R5BB01#			±0.1pF	GJM0335C1E3R3BB01#						
			±0.25pF	GJM0335C1E1R5CB01#			±0.25pF	GJM0335C1E3R3CB01#						
1.6pF			±0.05pF	GJM0335C1E1R6WB01#		3.4pF	±0.05pF	GJM0335C1E3R4WB01#						
			±0.1pF	GJM0335C1E1R6BB01#			±0.1pF	GJM0335C1E3R4BB01#						
			±0.25pF	GJM0335C1E1R6CB01#			±0.25pF	GJM0335C1E3R4CB01#						
1.7pF			±0.05pF	GJM0335C1E1R7WB01#		3.5pF	±0.05pF	GJM0335C1E3R5WB01#						
			±0.1pF	GJM0335C1E1R7BB01#			±0.1pF	GJM0335C1E3R5BB01#						
			±0.25pF	GJM0335C1E1R7CB01#			±0.25pF	GJM0335C1E3R5CB01#						
1.8pF			±0.05pF	GJM0335C1E1R8WB01#		3.6pF	±0.05pF	GJM0335C1E3R6WB01#						
			±0.1pF	GJM0335C1E1R8BB01#			±0.1pF	GJM0335C1E3R6BB01#						
			±0.25pF	GJM0335C1E1R8CB01#			±0.25pF	GJM0335C1E3R6CB01#						
1.9pF			±0.05pF	GJM0335C1E1R9WB01#		3.7pF	±0.05pF	GJM0335C1E3R7WB01#						
			±0.1pF	GJM0335C1E1R9BB01#			±0.1pF	GJM0335C1E3R7BB01#						
			±0.25pF	GJM0335C1E1R9CB01#			±0.25pF	GJM0335C1E3R7CB01#						
2.0pF			±0.05pF	GJM0335C1E2R0WB01#		3.8pF	±0.05pF	GJM0335C1E3R8WB01#						
			±0.1pF	GJM0335C1E2R0BB01#			±0.1pF	GJM0335C1E3R8BB01#						
			±0.25pF	GJM0335C1E2R0CB01#			±0.25pF	GJM0335C1E3R8CB01#						
2.1pF			±0.05pF	GJM0335C1E2R1WB01#		3.9pF	±0.05pF	GJM0335C1E3R9WB01#						
			±0.1pF	GJM0335C1E2R1BB01#			±0.1pF	GJM0335C1E3R9BB01#						
			±0.25pF	GJM0335C1E2R1CB01#			±0.25pF	GJM0335C1E3R9CB01#						
2.2pF			±0.05pF	GJM0335C1E2R2WB01#		4.0pF	±0.05pF	GJM0335C1E4R0WB01#						
			±0.1pF	GJM0335C1E2R2BB01#			±0.1pF	GJM0335C1E4R0BB01#						
			±0.25pF	GJM0335C1E2R2CB01#			±0.25pF	GJM0335C1E4R0CB01#						
2.3pF			±0.05pF	GJM0335C1E2R3WB01#		4.1pF	±0.05pF	GJM0335C1E4R1WB01#						
			±0.1pF	GJM0335C1E2R3BB01#			±0.1pF	GJM0335C1E4R1BB01#						
			±0.25pF	GJM0335C1E2R3CB01#			±0.25pF	GJM0335C1E4R1CB01#						

Part number # indicates the package specification code.

GJM Series Temperature Compensating Type High Q Part Number List

(→ 0.6×0.3mm)

T max.	Rated Voltage	TC Code	Cap.	Tol.	Part Number
0.33mm	25Vdc	COG	4.2pF	±0.05pF	GJM0335C1E4R2WB01#
				±0.1pF	GJM0335C1E4R2BB01#
				±0.25pF	GJM0335C1E4R2CB01#
			4.3pF	±0.05pF	GJM0335C1E4R3WB01#
				±0.1pF	GJM0335C1E4R3BB01#
				±0.25pF	GJM0335C1E4R3CB01#
			4.4pF	±0.05pF	GJM0335C1E4R4WB01#
				±0.1pF	GJM0335C1E4R4BB01#
				±0.25pF	GJM0335C1E4R4CB01#
			4.5pF	±0.05pF	GJM0335C1E4R5WB01#
				±0.1pF	GJM0335C1E4R5BB01#
				±0.25pF	GJM0335C1E4R5CB01#
			4.6pF	±0.05pF	GJM0335C1E4R6WB01#
				±0.1pF	GJM0335C1E4R6BB01#
				±0.25pF	GJM0335C1E4R6CB01#
			4.7pF	±0.05pF	GJM0335C1E4R7WB01#
				±0.1pF	GJM0335C1E4R7BB01#
				±0.25pF	GJM0335C1E4R7CB01#
			4.8pF	±0.05pF	GJM0335C1E4R8WB01#
				±0.1pF	GJM0335C1E4R8BB01#
				±0.25pF	GJM0335C1E4R8CB01#
			4.9pF	±0.05pF	GJM0335C1E4R9WB01#
				±0.1pF	GJM0335C1E4R9BB01#
				±0.25pF	GJM0335C1E4R9CB01#
			5.0pF	±0.05pF	GJM0335C1E5R0WB01#
				±0.1pF	GJM0335C1E5R0BB01#
				±0.25pF	GJM0335C1E5R0CB01#
			5.1pF	±0.05pF	GJM0335C1E5R1WB01#
				±0.1pF	GJM0335C1E5R1BB01#
				±0.25pF	GJM0335C1E5R1CB01#
				±0.5pF	GJM0335C1E5R1DB01#
			5.2pF	±0.05pF	GJM0335C1E5R2WB01#
				±0.1pF	GJM0335C1E5R2BB01#
				±0.25pF	GJM0335C1E5R2CB01#
				±0.5pF	GJM0335C1E5R2DB01#
			5.3pF	±0.05pF	GJM0335C1E5R3WB01#
				±0.1pF	GJM0335C1E5R3BB01#
				±0.25pF	GJM0335C1E5R3CB01#
				±0.5pF	GJM0335C1E5R3DB01#
			5.4pF	±0.05pF	GJM0335C1E5R4WB01#
				±0.1pF	GJM0335C1E5R4BB01#
				±0.25pF	GJM0335C1E5R4CB01#
				±0.5pF	GJM0335C1E5R4DB01#
			5.5pF	±0.05pF	GJM0335C1E5R5WB01#
				±0.1pF	GJM0335C1E5R5BB01#
				±0.25pF	GJM0335C1E5R5CB01#
				±0.5pF	GJM0335C1E5R5DB01#
			5.6pF	±0.05pF	GJM0335C1E5R6WB01#
±0.1pF	GJM0335C1E5R6BB01#				
±0.25pF	GJM0335C1E5R6CB01#				
±0.5pF	GJM0335C1E5R6DB01#				
5.7pF	±0.05pF	GJM0335C1E5R7WB01#			
	±0.1pF	GJM0335C1E5R7BB01#			
	±0.25pF	GJM0335C1E5R7CB01#			
	±0.5pF	GJM0335C1E5R7DB01#			

T max.	Rated Voltage	TC Code	Cap.	Tol.	Part Number
0.33mm	25Vdc	COG	5.7pF	±0.5pF	GJM0335C1E5R7DB01#
				±0.05pF	GJM0335C1E5R8WB01#
				±0.1pF	GJM0335C1E5R8BB01#
			5.8pF	±0.05pF	GJM0335C1E5R8WB01#
				±0.1pF	GJM0335C1E5R8BB01#
				±0.25pF	GJM0335C1E5R8CB01#
			5.9pF	±0.05pF	GJM0335C1E5R9WB01#
				±0.1pF	GJM0335C1E5R9BB01#
				±0.25pF	GJM0335C1E5R9CB01#
			6.0pF	±0.05pF	GJM0335C1E6R0WB01#
				±0.1pF	GJM0335C1E6R0BB01#
				±0.25pF	GJM0335C1E6R0CB01#
			6.1pF	±0.05pF	GJM0335C1E6R1WB01#
				±0.1pF	GJM0335C1E6R1BB01#
				±0.25pF	GJM0335C1E6R1CB01#
			6.2pF	±0.05pF	GJM0335C1E6R2WB01#
				±0.1pF	GJM0335C1E6R2BB01#
				±0.25pF	GJM0335C1E6R2CB01#
			6.3pF	±0.05pF	GJM0335C1E6R3WB01#
				±0.1pF	GJM0335C1E6R3BB01#
				±0.25pF	GJM0335C1E6R3CB01#
			6.4pF	±0.05pF	GJM0335C1E6R4WB01#
				±0.1pF	GJM0335C1E6R4BB01#
				±0.25pF	GJM0335C1E6R4CB01#
			6.5pF	±0.05pF	GJM0335C1E6R5WB01#
				±0.1pF	GJM0335C1E6R5BB01#
				±0.25pF	GJM0335C1E6R5CB01#
			6.6pF	±0.05pF	GJM0335C1E6R6WB01#
				±0.1pF	GJM0335C1E6R6BB01#
				±0.25pF	GJM0335C1E6R6CB01#
			6.7pF	±0.05pF	GJM0335C1E6R7WB01#
				±0.1pF	GJM0335C1E6R7BB01#
				±0.25pF	GJM0335C1E6R7CB01#
			6.8pF	±0.05pF	GJM0335C1E6R8WB01#
				±0.1pF	GJM0335C1E6R8BB01#
				±0.25pF	GJM0335C1E6R8CB01#
			6.9pF	±0.05pF	GJM0335C1E6R9WB01#
				±0.1pF	GJM0335C1E6R9BB01#
				±0.25pF	GJM0335C1E6R9CB01#
			7.0pF	±0.05pF	GJM0335C1E7R0WB01#
				±0.1pF	GJM0335C1E7R0BB01#
				±0.25pF	GJM0335C1E7R0CB01#
			7.1pF	±0.05pF	GJM0335C1E7R1WB01#
				±0.1pF	GJM0335C1E7R1BB01#
				±0.25pF	GJM0335C1E7R1CB01#

Part number # indicates the package specification code.



GJM Series Temperature Compensating Type High Q Part Number List

(→ 0.6×0.3mm)

T max.	Rated Voltage	TC Code	Cap.	Tol.	Part Number	T max.	Rated Voltage	TC Code	Cap.	Tol.	Part Number	
0.33mm	25Vdc	COG	7.1pF	±0.1pF	GJM0335C1E7R1BB01#	0.33mm	25Vdc	COG	8.4pF	±0.5pF	GJM0335C1E8R4DB01#	
				±0.25pF	GJM0335C1E7R1CB01#					8.5pF	±0.05pF	GJM0335C1E8R5WB01#
				±0.5pF	GJM0335C1E7R1DB01#						±0.1pF	GJM0335C1E8R5BB01#
			7.2pF	±0.05pF	GJM0335C1E7R2WB01#				±0.25pF		GJM0335C1E8R5CB01#	
				±0.1pF	GJM0335C1E7R2BB01#				±0.5pF	GJM0335C1E8R5DB01#		
				±0.25pF	GJM0335C1E7R2CB01#				8.6pF	±0.05pF	GJM0335C1E8R6WB01#	
			±0.5pF	GJM0335C1E7R2DB01#	±0.1pF					GJM0335C1E8R6BB01#		
			7.3pF	±0.05pF	GJM0335C1E7R3WB01#					±0.25pF	GJM0335C1E8R6CB01#	
				±0.1pF	GJM0335C1E7R3BB01#				±0.5pF	GJM0335C1E8R6DB01#		
				±0.25pF	GJM0335C1E7R3CB01#				8.7pF	±0.05pF	GJM0335C1E8R7WB01#	
			±0.5pF	GJM0335C1E7R3DB01#	±0.1pF					GJM0335C1E8R7BB01#		
			7.4pF	±0.05pF	GJM0335C1E7R4WB01#					±0.25pF	GJM0335C1E8R7CB01#	
				±0.1pF	GJM0335C1E7R4BB01#				±0.5pF	GJM0335C1E8R7DB01#		
				±0.25pF	GJM0335C1E7R4CB01#				8.8pF	±0.05pF	GJM0335C1E8R8WB01#	
			±0.5pF	GJM0335C1E7R4DB01#	±0.1pF					GJM0335C1E8R8BB01#		
			7.5pF	±0.05pF	GJM0335C1E7R5WB01#					±0.25pF	GJM0335C1E8R8CB01#	
				±0.1pF	GJM0335C1E7R5BB01#				±0.5pF	GJM0335C1E8R8DB01#		
				±0.25pF	GJM0335C1E7R5CB01#				8.9pF	±0.05pF	GJM0335C1E8R9WB01#	
			±0.5pF	GJM0335C1E7R5DB01#	±0.1pF					GJM0335C1E8R9BB01#		
			7.6pF	±0.05pF	GJM0335C1E7R6WB01#					±0.25pF	GJM0335C1E8R9CB01#	
				±0.1pF	GJM0335C1E7R6BB01#				±0.5pF	GJM0335C1E8R9DB01#		
				±0.25pF	GJM0335C1E7R6CB01#				9.0pF	±0.05pF	GJM0335C1E9R0WB01#	
			±0.5pF	GJM0335C1E7R6DB01#	±0.1pF					GJM0335C1E9R0BB01#		
			7.7pF	±0.05pF	GJM0335C1E7R7WB01#					±0.25pF	GJM0335C1E9R0CB01#	
				±0.1pF	GJM0335C1E7R7BB01#				±0.5pF	GJM0335C1E9R0DB01#		
				±0.25pF	GJM0335C1E7R7CB01#				9.1pF	±0.05pF	GJM0335C1E9R1WB01#	
			±0.5pF	GJM0335C1E7R7DB01#	±0.1pF					GJM0335C1E9R1BB01#		
			7.8pF	±0.05pF	GJM0335C1E7R8WB01#					±0.25pF	GJM0335C1E9R1CB01#	
				±0.1pF	GJM0335C1E7R8BB01#				±0.5pF	GJM0335C1E9R1DB01#		
				±0.25pF	GJM0335C1E7R8CB01#				9.2pF	±0.05pF	GJM0335C1E9R2WB01#	
			±0.5pF	GJM0335C1E7R8DB01#	±0.1pF					GJM0335C1E9R2BB01#		
			7.9pF	±0.05pF	GJM0335C1E7R9WB01#					±0.25pF	GJM0335C1E9R2CB01#	
				±0.1pF	GJM0335C1E7R9BB01#				±0.5pF	GJM0335C1E9R2DB01#		
				±0.25pF	GJM0335C1E7R9CB01#				9.3pF	±0.05pF	GJM0335C1E9R3WB01#	
			±0.5pF	GJM0335C1E7R9DB01#	±0.1pF					GJM0335C1E9R3BB01#		
			8.0pF	±0.05pF	GJM0335C1E8R0WB01#					±0.25pF	GJM0335C1E9R3CB01#	
				±0.1pF	GJM0335C1E8R0BB01#				±0.5pF	GJM0335C1E9R3DB01#		
				±0.25pF	GJM0335C1E8R0CB01#				9.4pF	±0.05pF	GJM0335C1E9R4WB01#	
			±0.5pF	GJM0335C1E8R0DB01#	±0.1pF					GJM0335C1E9R4BB01#		
			8.1pF	±0.05pF	GJM0335C1E8R1WB01#					±0.25pF	GJM0335C1E9R4CB01#	
				±0.1pF	GJM0335C1E8R1BB01#				±0.5pF	GJM0335C1E9R4DB01#		
				±0.25pF	GJM0335C1E8R1CB01#				9.5pF	±0.05pF	GJM0335C1E9R5WB01#	
			±0.5pF	GJM0335C1E8R1DB01#	±0.1pF					GJM0335C1E9R5BB01#		
			8.2pF	±0.05pF	GJM0335C1E8R2WB01#					±0.25pF	GJM0335C1E9R5CB01#	
				±0.1pF	GJM0335C1E8R2BB01#				±0.5pF	GJM0335C1E9R5DB01#		
				±0.25pF	GJM0335C1E8R2CB01#				9.6pF	±0.05pF	GJM0335C1E9R6WB01#	
			±0.5pF	GJM0335C1E8R2DB01#	±0.1pF					GJM0335C1E9R6BB01#		
			8.3pF	±0.05pF	GJM0335C1E8R3WB01#					±0.25pF	GJM0335C1E9R6CB01#	
				±0.1pF	GJM0335C1E8R3BB01#				±0.5pF	GJM0335C1E9R6DB01#		
				±0.25pF	GJM0335C1E8R3CB01#				9.7pF	±0.05pF	GJM0335C1E9R7WB01#	
			±0.5pF	GJM0335C1E8R3DB01#	±0.1pF					GJM0335C1E9R7BB01#		
			8.4pF	±0.05pF	GJM0335C1E8R4WB01#					±0.25pF	GJM0335C1E9R7CB01#	
				±0.1pF	GJM0335C1E8R4BB01#				±0.5pF	GJM0335C1E9R7DB01#		
				±0.25pF	GJM0335C1E8R4CB01#				9.8pF	±0.05pF	GJM0335C1E9R8WB01#	

Part number # indicates the package specification code.

GRM Series
 GJM Series
 GMA Series
 GMD Series
 GQM Series
 GR3 Series
 GRJ Series
 LLA Series
 LLL Series
 LLM Series
 LLR Series
 KRM Series
 KR3 Series
 NFM Series
 GCH Series
 Caution/Notice

GJM Series Temperature Compensating Type High Q Part Number List

(→ 0.6×0.3mm)

T max.	Rated Voltage	TC Code	Cap.	Tol.	Part Number	T max.	Rated Voltage	TC Code	Cap.	Tol.	Part Number	
0.33mm	25Vdc	COG	9.8pF	±0.1pF	GJM0335C1E9R8BB01#	0.33mm	25Vdc	CK	1.7pF	±0.05pF	GJM0334C1E1R7WB01#	
				±0.25pF	GJM0335C1E9R8CB01#					±0.1pF	GJM0334C1E1R7BB01#	
				±0.5pF	GJM0335C1E9R8DB01#					±0.25pF	GJM0334C1E1R7CB01#	
			9.9pF	±0.05pF	GJM0335C1E9R9WB01#				1.8pF	±0.05pF	GJM0334C1E1R8WB01#	
				±0.1pF	GJM0335C1E9R9BB01#					±0.1pF	GJM0334C1E1R8BB01#	
				±0.25pF	GJM0335C1E9R9CB01#					±0.25pF	GJM0334C1E1R8CB01#	
			10pF	±2%	GJM0335C1E100GB01#				1.9pF	±0.05pF	GJM0334C1E1R9WB01#	
				±5%	GJM0335C1E100JB01#					±0.1pF	GJM0334C1E1R9BB01#	
				±5%	GJM0335C1E100CB01#					±0.25pF	GJM0334C1E1R9CB01#	
			11pF	±2%	GJM0335C1E110GB01#				2.0pF	±0.05pF	GJM0334C1E2R0WB01#	
				±5%	GJM0335C1E110JB01#					±0.1pF	GJM0334C1E2R0BB01#	
			12pF	±2%	GJM0335C1E120GB01#				2.0pF	±0.1pF	GJM0334C1E2R0CB01#	
				±5%	GJM0335C1E120JB01#					±0.25pF	GJM0334C1E2R0CB01#	
			13pF	±2%	GJM0335C1E130GB01#				CJ	2.1pF	±0.05pF	GJM0333C1E2R1WB01#
				±5%	GJM0335C1E130JB01#						±0.1pF	GJM0333C1E2R1BB01#
			15pF	±2%	GJM0335C1E150GB01#						±0.25pF	GJM0333C1E2R1CB01#
				±5%	GJM0335C1E150JB01#				2.2pF	±0.05pF	GJM0333C1E2R2WB01#	
			16pF	±2%	GJM0335C1E160GB01#					±0.1pF	GJM0333C1E2R2BB01#	
				±5%	GJM0335C1E160JB01#				±0.25pF	GJM0333C1E2R2CB01#		
			18pF	±2%	GJM0335C1E180GB01#				2.3pF	±0.05pF	GJM0333C1E2R3WB01#	
				±5%	GJM0335C1E180JB01#					±0.1pF	GJM0333C1E2R3BB01#	
			20pF	±2%	GJM0335C1E200GB01#				±0.25pF	GJM0333C1E2R3CB01#		
				±5%	GJM0335C1E200JB01#				2.4pF	±0.05pF	GJM0333C1E2R4WB01#	
			22pF	±2%	GJM0335C1E220GB01#					±0.1pF	GJM0333C1E2R4BB01#	
				±5%	GJM0335C1E220JB01#				±0.25pF	GJM0333C1E2R4CB01#		
			24pF	±2%	GJM0335C1E240GB01#				2.5pF	±0.05pF	GJM0333C1E2R5WB01#	
				±5%	GJM0335C1E240JB01#					±0.1pF	GJM0333C1E2R5BB01#	
			27pF	±2%	GJM0335C1E270GB01#				±0.25pF	GJM0333C1E2R5CB01#		
				±5%	GJM0335C1E270JB01#				2.6pF	±0.05pF	GJM0333C1E2R6WB01#	
			30pF	±2%	GJM0335C1E300GB01#					±0.1pF	GJM0333C1E2R6BB01#	
				±5%	GJM0335C1E300JB01#				±0.25pF	GJM0333C1E2R6CB01#		
			33pF	±2%	GJM0335C1E330GB01#				2.7pF	±0.05pF	GJM0333C1E2R7WB01#	
				±5%	GJM0335C1E330JB01#					±0.1pF	GJM0333C1E2R7BB01#	
			CK	1.0pF	±0.05pF				GJM0334C1E1R0WB01#	±0.25pF	GJM0333C1E2R7CB01#	
					±0.1pF				GJM0334C1E1R0BB01#	2.8pF	±0.05pF	GJM0333C1E2R8WB01#
					±0.25pF				GJM0334C1E1R0CB01#		±0.1pF	GJM0333C1E2R8BB01#
		1.1pF	±0.05pF	GJM0334C1E1R1WB01#	±0.25pF	GJM0333C1E2R8CB01#						
			±0.1pF	GJM0334C1E1R1BB01#	2.9pF	±0.05pF	GJM0333C1E2R9WB01#					
			±0.25pF	GJM0334C1E1R1CB01#		±0.1pF	GJM0333C1E2R9BB01#					
		1.2pF	±0.05pF	GJM0334C1E1R2WB01#	±0.25pF	GJM0333C1E2R9CB01#						
			±0.1pF	GJM0334C1E1R2BB01#	3.0pF	±0.05pF	GJM0333C1E3R0WB01#					
			±0.25pF	GJM0334C1E1R2CB01#		±0.1pF	GJM0333C1E3R0BB01#					
		1.3pF	±0.05pF	GJM0334C1E1R3WB01#	±0.25pF	GJM0333C1E3R0CB01#						
			±0.1pF	GJM0334C1E1R3BB01#	3.1pF	±0.05pF	GJM0333C1E3R1WB01#					
			±0.25pF	GJM0334C1E1R3CB01#		±0.1pF	GJM0333C1E3R1BB01#					
		1.4pF	±0.05pF	GJM0334C1E1R4WB01#	±0.25pF	GJM0333C1E3R1CB01#						
			±0.1pF	GJM0334C1E1R4BB01#	3.2pF	±0.05pF	GJM0333C1E3R2WB01#					
			±0.25pF	GJM0334C1E1R4CB01#		±0.1pF	GJM0333C1E3R2BB01#					
		1.5pF	±0.05pF	GJM0334C1E1R5WB01#	±0.25pF	GJM0333C1E3R2CB01#						
			±0.1pF	GJM0334C1E1R5BB01#	3.3pF	±0.05pF	GJM0333C1E3R3WB01#					
			±0.25pF	GJM0334C1E1R5CB01#		±0.1pF	GJM0333C1E3R3BB01#					
		1.6pF	±0.05pF	GJM0334C1E1R6WB01#	±0.25pF	GJM0333C1E3R3CB01#						
			±0.1pF	GJM0334C1E1R6BB01#	3.4pF	±0.05pF	GJM0333C1E3R4WB01#					
			±0.25pF	GJM0334C1E1R6CB01#		±0.1pF	GJM0333C1E3R4BB01#					

Part number # indicates the package specification code.

GJM Series Temperature Compensating Type High Q Part Number List

(→ 0.6×0.3mm)

T max.	Rated Voltage	TC Code	Cap.	Tol.	Part Number	T max.	Rated Voltage	TC Code	Cap.	Tol.	Part Number
0.33mm	25Vdc	CJ	3.5pF	±0.05pF	GJM0333C1E3R5WB01#	0.33mm	25Vdc	CH	5.2pF	±0.25pF	GJM0332C1E5R2CB01#
				±0.1pF	GJM0333C1E3R5BB01#					±0.5pF	GJM0332C1E5R2DB01#
				±0.25pF	GJM0333C1E3R5CB01#					5.3pF	±0.05pF
			3.6pF	±0.05pF	GJM0333C1E3R6WB01#				±0.1pF		GJM0332C1E5R3BB01#
				±0.1pF	GJM0333C1E3R6BB01#				±0.25pF		GJM0332C1E5R3CB01#
				±0.25pF	GJM0333C1E3R6CB01#				5.4pF	±0.5pF	GJM0332C1E5R3DB01#
			3.7pF	±0.05pF	GJM0333C1E3R7WB01#					±0.05pF	GJM0332C1E5R4WB01#
				±0.1pF	GJM0333C1E3R7BB01#					±0.1pF	GJM0332C1E5R4BB01#
				±0.25pF	GJM0333C1E3R7CB01#				±0.25pF	GJM0332C1E5R4CB01#	
			3.8pF	±0.05pF	GJM0333C1E3R8WB01#				±0.5pF	GJM0332C1E5R4DB01#	
				±0.1pF	GJM0333C1E3R8BB01#				5.5pF	±0.05pF	GJM0332C1E5R5WB01#
				±0.25pF	GJM0333C1E3R8CB01#					±0.1pF	GJM0332C1E5R5BB01#
			3.9pF	±0.05pF	GJM0333C1E3R9WB01#					±0.25pF	GJM0332C1E5R5CB01#
				±0.1pF	GJM0333C1E3R9BB01#				±0.5pF	GJM0332C1E5R5DB01#	
				±0.25pF	GJM0333C1E3R9CB01#				5.6pF	±0.05pF	GJM0332C1E5R6WB01#
			4.0pF	±0.05pF	GJM0332C1E4R0WB01#					±0.1pF	GJM0332C1E5R6BB01#
				±0.1pF	GJM0332C1E4R0BB01#					±0.25pF	GJM0332C1E5R6CB01#
				±0.25pF	GJM0332C1E4R0CB01#				±0.5pF	GJM0332C1E5R6DB01#	
			4.1pF	±0.05pF	GJM0332C1E4R1WB01#				5.7pF	±0.05pF	GJM0332C1E5R7WB01#
				±0.1pF	GJM0332C1E4R1BB01#					±0.1pF	GJM0332C1E5R7BB01#
				±0.25pF	GJM0332C1E4R1CB01#					±0.25pF	GJM0332C1E5R7CB01#
			4.2pF	±0.05pF	GJM0332C1E4R2WB01#				±0.5pF	GJM0332C1E5R7DB01#	
				±0.1pF	GJM0332C1E4R2BB01#				5.8pF	±0.05pF	GJM0332C1E5R8WB01#
				±0.25pF	GJM0332C1E4R2CB01#					±0.1pF	GJM0332C1E5R8BB01#
			4.3pF	±0.05pF	GJM0332C1E4R3WB01#					±0.25pF	GJM0332C1E5R8CB01#
				±0.1pF	GJM0332C1E4R3BB01#				±0.5pF	GJM0332C1E5R8DB01#	
				±0.25pF	GJM0332C1E4R3CB01#				5.9pF	±0.05pF	GJM0332C1E5R9WB01#
			4.4pF	±0.05pF	GJM0332C1E4R4WB01#					±0.1pF	GJM0332C1E5R9BB01#
				±0.1pF	GJM0332C1E4R4BB01#					±0.25pF	GJM0332C1E5R9CB01#
				±0.25pF	GJM0332C1E4R4CB01#				±0.5pF	GJM0332C1E5R9DB01#	
		4.5pF	±0.05pF	GJM0332C1E4R5WB01#	6.0pF				±0.05pF	GJM0332C1E6R0WB01#	
			±0.1pF	GJM0332C1E4R5BB01#					±0.1pF	GJM0332C1E6R0BB01#	
			±0.25pF	GJM0332C1E4R5CB01#					±0.25pF	GJM0332C1E6R0CB01#	
		4.6pF	±0.05pF	GJM0332C1E4R6WB01#	±0.5pF				GJM0332C1E6R0DB01#		
			±0.1pF	GJM0332C1E4R6BB01#	6.1pF				±0.05pF	GJM0332C1E6R1WB01#	
			±0.25pF	GJM0332C1E4R6CB01#					±0.1pF	GJM0332C1E6R1BB01#	
		4.7pF	±0.05pF	GJM0332C1E4R7WB01#					±0.25pF	GJM0332C1E6R1CB01#	
			±0.1pF	GJM0332C1E4R7BB01#	±0.5pF				GJM0332C1E6R1DB01#		
			±0.25pF	GJM0332C1E4R7CB01#	6.2pF				±0.05pF	GJM0332C1E6R2WB01#	
		4.8pF	±0.05pF	GJM0332C1E4R8WB01#					±0.1pF	GJM0332C1E6R2BB01#	
			±0.1pF	GJM0332C1E4R8BB01#					±0.25pF	GJM0332C1E6R2CB01#	
			±0.25pF	GJM0332C1E4R8CB01#	±0.5pF				GJM0332C1E6R2DB01#		
		4.9pF	±0.05pF	GJM0332C1E4R9WB01#	6.3pF				±0.05pF	GJM0332C1E6R3WB01#	
			±0.1pF	GJM0332C1E4R9BB01#					±0.1pF	GJM0332C1E6R3BB01#	
			±0.25pF	GJM0332C1E4R9CB01#					±0.25pF	GJM0332C1E6R3CB01#	
		5.0pF	±0.05pF	GJM0332C1E5R0WB01#	±0.5pF				GJM0332C1E6R3DB01#		
			±0.1pF	GJM0332C1E5R0BB01#	6.4pF				±0.05pF	GJM0332C1E6R4WB01#	
			±0.25pF	GJM0332C1E5R0CB01#					±0.1pF	GJM0332C1E6R4BB01#	
		5.1pF	±0.05pF	GJM0332C1E5R1WB01#					±0.25pF	GJM0332C1E6R4CB01#	
			±0.1pF	GJM0332C1E5R1BB01#	±0.5pF				GJM0332C1E6R4DB01#		
			±0.25pF	GJM0332C1E5R1CB01#	6.5pF				±0.05pF	GJM0332C1E6R5WB01#	
		±0.5pF	GJM0332C1E5R1DB01#	±0.1pF					GJM0332C1E6R5BB01#		
		5.2pF	±0.05pF	GJM0332C1E5R2WB01#					±0.25pF	GJM0332C1E6R5CB01#	
			±0.1pF	GJM0332C1E5R2BB01#	±0.5pF				GJM0332C1E6R5DB01#		

Part number # indicates the package specification code.

GRM Series
 GJM Series
 GVA Series
 GMD Series
 GQM Series
 GR3 Series
 GRJ Series
 LLA Series
 LLL Series
 LLM Series
 LLR Series
 KRM Series
 KR3 Series
 NFM Series
 GCH Series
 ⚠Caution/ Notice

GJM Series Temperature Compensating Type High Q Part Number List

(→ 0.6×0.3mm)

T max.	Rated Voltage	TC Code	Cap.	Tol.	Part Number
0.33mm	25Vdc	CH	6.6pF	±0.05pF	GJM0332C1E6R6WB01#
				±0.1pF	GJM0332C1E6R6BB01#
				±0.25pF	GJM0332C1E6R6CB01#
				±0.5pF	GJM0332C1E6R6DB01#
			6.7pF	±0.05pF	GJM0332C1E6R7WB01#
				±0.1pF	GJM0332C1E6R7BB01#
				±0.25pF	GJM0332C1E6R7CB01#
				±0.5pF	GJM0332C1E6R7DB01#
			6.8pF	±0.05pF	GJM0332C1E6R8WB01#
				±0.1pF	GJM0332C1E6R8BB01#
				±0.25pF	GJM0332C1E6R8CB01#
				±0.5pF	GJM0332C1E6R8DB01#
			6.9pF	±0.05pF	GJM0332C1E6R9WB01#
				±0.1pF	GJM0332C1E6R9BB01#
				±0.25pF	GJM0332C1E6R9CB01#
				±0.5pF	GJM0332C1E6R9DB01#
			7.0pF	±0.05pF	GJM0332C1E7ROWB01#
				±0.1pF	GJM0332C1E7ROBB01#
				±0.25pF	GJM0332C1E7ROCB01#
				±0.5pF	GJM0332C1E7RODB01#
			7.1pF	±0.05pF	GJM0332C1E7R1WB01#
				±0.1pF	GJM0332C1E7R1BB01#
				±0.25pF	GJM0332C1E7R1CB01#
				±0.5pF	GJM0332C1E7R1DB01#
			7.2pF	±0.05pF	GJM0332C1E7R2WB01#
				±0.1pF	GJM0332C1E7R2BB01#
				±0.25pF	GJM0332C1E7R2CB01#
				±0.5pF	GJM0332C1E7R2DB01#
			7.3pF	±0.05pF	GJM0332C1E7R3WB01#
				±0.1pF	GJM0332C1E7R3BB01#
				±0.25pF	GJM0332C1E7R3CB01#
				±0.5pF	GJM0332C1E7R3DB01#
			7.4pF	±0.05pF	GJM0332C1E7R4WB01#
				±0.1pF	GJM0332C1E7R4BB01#
				±0.25pF	GJM0332C1E7R4CB01#
				±0.5pF	GJM0332C1E7R4DB01#
			7.5pF	±0.05pF	GJM0332C1E7R5WB01#
				±0.1pF	GJM0332C1E7R5BB01#
				±0.25pF	GJM0332C1E7R5CB01#
				±0.5pF	GJM0332C1E7R5DB01#
			7.6pF	±0.05pF	GJM0332C1E7R6WB01#
				±0.1pF	GJM0332C1E7R6BB01#
				±0.25pF	GJM0332C1E7R6CB01#
				±0.5pF	GJM0332C1E7R6DB01#
			7.7pF	±0.05pF	GJM0332C1E7R7WB01#
				±0.1pF	GJM0332C1E7R7BB01#
				±0.25pF	GJM0332C1E7R7CB01#
				±0.5pF	GJM0332C1E7R7DB01#
7.8pF	±0.05pF	GJM0332C1E7R8WB01#			
	±0.1pF	GJM0332C1E7R8BB01#			
	±0.25pF	GJM0332C1E7R8CB01#			
	±0.5pF	GJM0332C1E7R8DB01#			
7.9pF	±0.05pF	GJM0332C1E7R9WB01#			
	±0.1pF	GJM0332C1E7R9BB01#			

T max.	Rated Voltage	TC Code	Cap.	Tol.	Part Number
0.33mm	25Vdc	CH	7.9pF	±0.25pF	GJM0332C1E7R9CB01#
				±0.5pF	GJM0332C1E7R9DB01#
			8.0pF	±0.05pF	GJM0332C1E8ROWB01#
				±0.1pF	GJM0332C1E8ROBB01#
				±0.25pF	GJM0332C1E8ROCB01#
				±0.5pF	GJM0332C1E8RODB01#
			8.1pF	±0.05pF	GJM0332C1E8R1WB01#
				±0.1pF	GJM0332C1E8R1BB01#
				±0.25pF	GJM0332C1E8R1CB01#
				±0.5pF	GJM0332C1E8R1DB01#
			8.2pF	±0.05pF	GJM0332C1E8R2WB01#
				±0.1pF	GJM0332C1E8R2BB01#
				±0.25pF	GJM0332C1E8R2CB01#
				±0.5pF	GJM0332C1E8R2DB01#
			8.3pF	±0.05pF	GJM0332C1E8R3WB01#
				±0.1pF	GJM0332C1E8R3BB01#
				±0.25pF	GJM0332C1E8R3CB01#
				±0.5pF	GJM0332C1E8R3DB01#
			8.4pF	±0.05pF	GJM0332C1E8R4WB01#
				±0.1pF	GJM0332C1E8R4BB01#
				±0.25pF	GJM0332C1E8R4CB01#
				±0.5pF	GJM0332C1E8R4DB01#
			8.5pF	±0.05pF	GJM0332C1E8R5WB01#
				±0.1pF	GJM0332C1E8R5BB01#
				±0.25pF	GJM0332C1E8R5CB01#
				±0.5pF	GJM0332C1E8R5DB01#
			8.6pF	±0.05pF	GJM0332C1E8R6WB01#
				±0.1pF	GJM0332C1E8R6BB01#
				±0.25pF	GJM0332C1E8R6CB01#
				±0.5pF	GJM0332C1E8R6DB01#
			8.7pF	±0.05pF	GJM0332C1E8R7WB01#
				±0.1pF	GJM0332C1E8R7BB01#
				±0.25pF	GJM0332C1E8R7CB01#
				±0.5pF	GJM0332C1E8R7DB01#
			8.8pF	±0.05pF	GJM0332C1E8R8WB01#
				±0.1pF	GJM0332C1E8R8BB01#
				±0.25pF	GJM0332C1E8R8CB01#
				±0.5pF	GJM0332C1E8R8DB01#
			8.9pF	±0.05pF	GJM0332C1E8R9WB01#
				±0.1pF	GJM0332C1E8R9BB01#
				±0.25pF	GJM0332C1E8R9CB01#
				±0.5pF	GJM0332C1E8R9DB01#
			9.0pF	±0.05pF	GJM0332C1E9ROWB01#
				±0.1pF	GJM0332C1E9ROBB01#
				±0.25pF	GJM0332C1E9ROCB01#
				±0.5pF	GJM0332C1E9RODB01#
			9.1pF	±0.05pF	GJM0332C1E9R1WB01#
				±0.1pF	GJM0332C1E9R1BB01#
±0.25pF	GJM0332C1E9R1CB01#				
±0.5pF	GJM0332C1E9R1DB01#				
9.2pF	±0.05pF	GJM0332C1E9R2WB01#			
	±0.1pF	GJM0332C1E9R2BB01#			
	±0.25pF	GJM0332C1E9R2CB01#			
	±0.5pF	GJM0332C1E9R2DB01#			

Part number # indicates the package specification code.

GJM Series Temperature Compensating Type High Q Part Number List

(→ 0.6×0.3mm)

T max.	Rated Voltage	TC Code	Cap.	Tol.	Part Number
0.33mm	25Vdc	CH	9.3pF	±0.05pF	GJM0332C1E9R3WB01#
				±0.1pF	GJM0332C1E9R3BB01#
				±0.25pF	GJM0332C1E9R3CB01#
				±0.5pF	GJM0332C1E9R3DB01#
			9.4pF	±0.05pF	GJM0332C1E9R4WB01#
				±0.1pF	GJM0332C1E9R4BB01#
				±0.25pF	GJM0332C1E9R4CB01#
				±0.5pF	GJM0332C1E9R4DB01#
			9.5pF	±0.05pF	GJM0332C1E9R5WB01#
				±0.1pF	GJM0332C1E9R5BB01#
				±0.25pF	GJM0332C1E9R5CB01#
				±0.5pF	GJM0332C1E9R5DB01#
			9.6pF	±0.05pF	GJM0332C1E9R6WB01#
				±0.1pF	GJM0332C1E9R6BB01#
				±0.25pF	GJM0332C1E9R6CB01#
				±0.5pF	GJM0332C1E9R6DB01#
			9.7pF	±0.05pF	GJM0332C1E9R7WB01#
				±0.1pF	GJM0332C1E9R7BB01#
				±0.25pF	GJM0332C1E9R7CB01#
				±0.5pF	GJM0332C1E9R7DB01#
			9.8pF	±0.05pF	GJM0332C1E9R8WB01#
				±0.1pF	GJM0332C1E9R8BB01#
				±0.25pF	GJM0332C1E9R8CB01#
				±0.5pF	GJM0332C1E9R8DB01#
			9.9pF	±0.05pF	GJM0332C1E9R9WB01#
				±0.1pF	GJM0332C1E9R9BB01#
				±0.25pF	GJM0332C1E9R9CB01#
				±0.5pF	GJM0332C1E9R9DB01#
			10pF	±2%	GJM0332C1E100GB01#
				±5%	GJM0332C1E100JB01#
			11pF	±2%	GJM0332C1E110GB01#
				±5%	GJM0332C1E110JB01#
			12pF	±2%	GJM0332C1E120GB01#
				±5%	GJM0332C1E120JB01#
			13pF	±2%	GJM0332C1E130GB01#
				±5%	GJM0332C1E130JB01#
			15pF	±2%	GJM0332C1E150GB01#
				±5%	GJM0332C1E150JB01#
			16pF	±2%	GJM0332C1E160GB01#
				±5%	GJM0332C1E160JB01#
			18pF	±2%	GJM0332C1E180GB01#
				±5%	GJM0332C1E180JB01#
			20pF	±2%	GJM0332C1E200GB01#
				±5%	GJM0332C1E200JB01#
			22pF	±2%	GJM0332C1E220GB01#
				±5%	GJM0332C1E220JB01#
			24pF	±2%	GJM0332C1E240GB01#
				±5%	GJM0332C1E240JB01#
			27pF	±2%	GJM0332C1E270GB01#
				±5%	GJM0332C1E270JB01#
			30pF	±2%	GJM0332C1E300GB01#
				±5%	GJM0332C1E300JB01#
			33pF	±2%	GJM0332C1E330GB01#
				±5%	GJM0332C1E330JB01#

1.0×0.5mm

T max.	Rated Voltage	TC Code	Cap.	Tol.	Part Number
0.55mm	50Vdc	COG	0.10pF	±0.05pF	GJM1555C1HR10WB01#
				±0.1pF	GJM1555C1HR10BB01#
			0.20pF	±0.05pF	GJM1555C1HR20WB01#
				±0.1pF	GJM1555C1HR20BB01#
			0.30pF	±0.05pF	GJM1555C1HR30WB01#
				±0.1pF	GJM1555C1HR30BB01#
			0.40pF	±0.05pF	GJM1555C1HR40WB01#
				±0.1pF	GJM1555C1HR40BB01#
			0.50pF	±0.05pF	GJM1555C1HR50WB01#
				±0.1pF	GJM1555C1HR50BB01#
			0.60pF	±0.05pF	GJM1555C1HR60WB01#
				±0.1pF	GJM1555C1HR60BB01#
			0.70pF	±0.05pF	GJM1555C1HR70WB01#
				±0.1pF	GJM1555C1HR70BB01#
			0.80pF	±0.05pF	GJM1555C1HR80WB01#
				±0.1pF	GJM1555C1HR80BB01#
			0.90pF	±0.05pF	GJM1555C1HR90WB01#
				±0.1pF	GJM1555C1HR90BB01#
			1.0pF	±0.05pF	GJM1555C1H1R0WB01#
				±0.1pF	GJM1555C1H1R0BB01#
				±0.25pF	GJM1555C1H1R0CB01#
			1.1pF	±0.05pF	GJM1555C1H1R1WB01#
				±0.1pF	GJM1555C1H1R1BB01#
				±0.25pF	GJM1555C1H1R1CB01#
			1.2pF	±0.05pF	GJM1555C1H1R2WB01#
				±0.1pF	GJM1555C1H1R2BB01#
				±0.25pF	GJM1555C1H1R2CB01#
			1.3pF	±0.05pF	GJM1555C1H1R3WB01#
				±0.1pF	GJM1555C1H1R3BB01#
				±0.25pF	GJM1555C1H1R3CB01#
			1.4pF	±0.05pF	GJM1555C1H1R4WB01#
				±0.1pF	GJM1555C1H1R4BB01#
				±0.25pF	GJM1555C1H1R4CB01#
			1.5pF	±0.05pF	GJM1555C1H1R5WB01#
				±0.1pF	GJM1555C1H1R5BB01#
				±0.25pF	GJM1555C1H1R5CB01#
			1.6pF	±0.05pF	GJM1555C1H1R6WB01#
				±0.1pF	GJM1555C1H1R6BB01#
				±0.25pF	GJM1555C1H1R6CB01#
			1.7pF	±0.05pF	GJM1555C1H1R7WB01#
				±0.1pF	GJM1555C1H1R7BB01#
				±0.25pF	GJM1555C1H1R7CB01#
1.8pF	±0.05pF	GJM1555C1H1R8WB01#			
	±0.1pF	GJM1555C1H1R8BB01#			
	±0.25pF	GJM1555C1H1R8CB01#			
1.9pF	±0.05pF	GJM1555C1H1R9WB01#			
	±0.1pF	GJM1555C1H1R9BB01#			
	±0.25pF	GJM1555C1H1R9CB01#			
2.0pF	±0.05pF	GJM1555C1H2R0WB01#			
	±0.1pF	GJM1555C1H2R0BB01#			
	±0.25pF	GJM1555C1H2R0CB01#			
2.1pF	±0.05pF	GJM1555C1H2R1WB01#			

Part number # indicates the package specification code.

GRM Series
 GJM Series
 GVA Series
 GMD Series
 GQM Series
 GR3 Series
 GRJ Series
 LLA Series
 LLL Series
 LLM Series
 LLR Series
 KRM Series
 KR3 Series
 NFM Series
 GCH Series
 Caution/Notice

GJM Series Temperature Compensating Type High Q Part Number List

(→ 1.0×0.5mm)

T max.	Rated Voltage	TC Code	Cap.	Tol.	Part Number	T max.	Rated Voltage	TC Code	Cap.	Tol.	Part Number
0.55mm	50Vdc	COG	2.1pF	±0.1pF	GJM1555C1H2R1BB01#	0.55mm	50Vdc	COG	3.9pF	±0.1pF	GJM1555C1H3R9BB01#
				±0.25pF	GJM1555C1H2R1CB01#					±0.25pF	GJM1555C1H3R9CB01#
				2.2pF	±0.05pF					GJM1555C1H2R2WB01#	4.0pF
			±0.1pF		GJM1555C1H2R2BB01#				±0.1pF	GJM1555C1H4ROBB01#	
			±0.25pF		GJM1555C1H2R2CB01#				±0.25pF	GJM1555C1H4ROC01#	
			2.3pF	±0.05pF	GJM1555C1H2R3WB01#				4.1pF	±0.05pF	GJM1555C1H4R1WB01#
				±0.1pF	GJM1555C1H2R3BB01#					±0.1pF	GJM1555C1H4R1BB01#
				±0.25pF	GJM1555C1H2R3CB01#					±0.25pF	GJM1555C1H4R1CB01#
			2.4pF	±0.05pF	GJM1555C1H2R4WB01#				4.2pF	±0.05pF	GJM1555C1H4R2WB01#
				±0.1pF	GJM1555C1H2R4BB01#					±0.1pF	GJM1555C1H4R2BB01#
				±0.25pF	GJM1555C1H2R4CB01#					±0.25pF	GJM1555C1H4R2CB01#
			2.5pF	±0.05pF	GJM1555C1H2R5WB01#				4.3pF	±0.05pF	GJM1555C1H4R3WB01#
				±0.1pF	GJM1555C1H2R5BB01#					±0.1pF	GJM1555C1H4R3BB01#
				±0.25pF	GJM1555C1H2R5CB01#					±0.25pF	GJM1555C1H4R3CB01#
			2.6pF	±0.05pF	GJM1555C1H2R6WB01#				4.4pF	±0.05pF	GJM1555C1H4R4WB01#
				±0.1pF	GJM1555C1H2R6BB01#					±0.1pF	GJM1555C1H4R4BB01#
				±0.25pF	GJM1555C1H2R6CB01#					±0.25pF	GJM1555C1H4R4CB01#
			2.7pF	±0.05pF	GJM1555C1H2R7WB01#				4.5pF	±0.05pF	GJM1555C1H4R5WB01#
				±0.1pF	GJM1555C1H2R7BB01#					±0.1pF	GJM1555C1H4R5BB01#
				±0.25pF	GJM1555C1H2R7CB01#					±0.25pF	GJM1555C1H4R5CB01#
			2.8pF	±0.05pF	GJM1555C1H2R8WB01#				4.6pF	±0.05pF	GJM1555C1H4R6WB01#
				±0.1pF	GJM1555C1H2R8BB01#					±0.1pF	GJM1555C1H4R6BB01#
				±0.25pF	GJM1555C1H2R8CB01#					±0.25pF	GJM1555C1H4R6CB01#
			2.9pF	±0.05pF	GJM1555C1H2R9WB01#				4.7pF	±0.05pF	GJM1555C1H4R7WB01#
				±0.1pF	GJM1555C1H2R9BB01#					±0.1pF	GJM1555C1H4R7BB01#
				±0.25pF	GJM1555C1H2R9CB01#					±0.25pF	GJM1555C1H4R7CB01#
			3.0pF	±0.05pF	GJM1555C1H3R0WB01#				4.8pF	±0.05pF	GJM1555C1H4R8WB01#
				±0.1pF	GJM1555C1H3R0BB01#					±0.1pF	GJM1555C1H4R8BB01#
				±0.25pF	GJM1555C1H3R0CB01#					±0.25pF	GJM1555C1H4R8CB01#
			3.1pF	±0.05pF	GJM1555C1H3R1WB01#				4.9pF	±0.05pF	GJM1555C1H4R9WB01#
				±0.1pF	GJM1555C1H3R1BB01#					±0.1pF	GJM1555C1H4R9BB01#
				±0.25pF	GJM1555C1H3R1CB01#					±0.25pF	GJM1555C1H4R9CB01#
			3.2pF	±0.05pF	GJM1555C1H3R2WB01#				5.0pF	±0.05pF	GJM1555C1H5R0WB01#
				±0.1pF	GJM1555C1H3R2BB01#					±0.1pF	GJM1555C1H5R0BB01#
				±0.25pF	GJM1555C1H3R2CB01#					±0.25pF	GJM1555C1H5R0CB01#
			3.3pF	±0.05pF	GJM1555C1H3R3WB01#				5.1pF	±0.05pF	GJM1555C1H5R1WB01#
				±0.1pF	GJM1555C1H3R3BB01#					±0.1pF	GJM1555C1H5R1BB01#
				±0.25pF	GJM1555C1H3R3CB01#					±0.25pF	GJM1555C1H5R1CB01#
			3.4pF	±0.05pF	GJM1555C1H3R4WB01#				5.2pF	±0.05pF	GJM1555C1H5R2WB01#
				±0.1pF	GJM1555C1H3R4BB01#					±0.1pF	GJM1555C1H5R2BB01#
				±0.25pF	GJM1555C1H3R4CB01#					±0.25pF	GJM1555C1H5R2CB01#
			3.5pF	±0.05pF	GJM1555C1H3R5WB01#				5.3pF	±0.05pF	GJM1555C1H5R3WB01#
±0.1pF	GJM1555C1H3R5BB01#	±0.1pF		GJM1555C1H5R3BB01#							
±0.25pF	GJM1555C1H3R5CB01#	±0.25pF		GJM1555C1H5R3CB01#							
3.6pF	±0.05pF	GJM1555C1H3R6WB01#	5.4pF	±0.05pF	GJM1555C1H5R4WB01#						
	±0.1pF	GJM1555C1H3R6BB01#		±0.1pF	GJM1555C1H5R4BB01#						
	±0.25pF	GJM1555C1H3R6CB01#		±0.25pF	GJM1555C1H5R4CB01#						
3.7pF	±0.05pF	GJM1555C1H3R7WB01#	5.5pF	±0.05pF	GJM1555C1H5R5WB01#						
	±0.1pF	GJM1555C1H3R7BB01#		±0.1pF	GJM1555C1H5R5BB01#						
	±0.25pF	GJM1555C1H3R7CB01#		±0.25pF	GJM1555C1H5R5CB01#						
3.8pF	±0.05pF	GJM1555C1H3R8WB01#	5.5pF	±0.05pF	GJM1555C1H5R5WB01#						
	±0.1pF	GJM1555C1H3R8BB01#		±0.1pF	GJM1555C1H5R5BB01#						
	±0.25pF	GJM1555C1H3R8CB01#		±0.25pF	GJM1555C1H5R5CB01#						
3.9pF	±0.05pF	GJM1555C1H3R9WB01#	5.5pF	±0.05pF	GJM1555C1H5R5WB01#						
	±0.1pF	GJM1555C1H3R9BB01#		±0.1pF	GJM1555C1H5R5BB01#						
	±0.25pF	GJM1555C1H3R9CB01#		±0.25pF	GJM1555C1H5R5CB01#						

Part number # indicates the package specification code.

GJM Series Temperature Compensating Type High Q Part Number List

(→ 1.0×0.5mm)

T max.	Rated Voltage	TC Code	Cap.	Tol.	Part Number	T max.	Rated Voltage	TC Code	Cap.	Tol.	Part Number		
0.55mm	50Vdc	COG	5.5pF	±0.5pF	GJM1555C1H5R5DB01#	0.55mm	50Vdc	COG	6.9pF	±0.1pF	GJM1555C1H6R9BB01#		
				±0.05pF	GJM1555C1H5R6WB01#					±0.25pF	GJM1555C1H6R9CB01#		
			5.6pF	±0.1pF	GJM1555C1H5R6BB01#	±0.5pF			GJM1555C1H6R9DB01#	7.0pF	±0.05pF	GJM1555C1H7R0WB01#	
				±0.25pF	GJM1555C1H5R6CB01#	±0.1pF			GJM1555C1H7R0BB01#		±0.25pF	GJM1555C1H7R0CB01#	
				±0.5pF	GJM1555C1H5R6DB01#	±0.5pF			GJM1555C1H7R0DB01#		7.1pF	±0.05pF	GJM1555C1H7R1WB01#
				±0.05pF	GJM1555C1H5R7WB01#	±0.1pF			GJM1555C1H7R1BB01#			±0.25pF	GJM1555C1H7R1CB01#
			5.7pF	±0.1pF	GJM1555C1H5R7BB01#	±0.5pF			GJM1555C1H5R7DB01#	7.2pF	±0.1pF	GJM1555C1H7R1DB01#	
				±0.25pF	GJM1555C1H5R7CB01#	±0.05pF			GJM1555C1H5R8WB01#		±0.25pF	GJM1555C1H7R2WB01#	
				±0.5pF	GJM1555C1H5R8DB01#	±0.1pF			GJM1555C1H5R8BB01#		±0.5pF	GJM1555C1H7R2DB01#	
			5.8pF	±0.25pF	GJM1555C1H5R8CB01#	±0.5pF			GJM1555C1H5R8DB01#	7.3pF	±0.05pF	GJM1555C1H7R3WB01#	
				±0.05pF	GJM1555C1H5R9WB01#	±0.1pF			GJM1555C1H5R9BB01#		±0.1pF	GJM1555C1H7R3BB01#	
				±0.1pF	GJM1555C1H5R9BB01#	±0.25pF			GJM1555C1H5R9CB01#		±0.25pF	GJM1555C1H7R3CB01#	
				±0.25pF	GJM1555C1H5R9CB01#	±0.5pF			GJM1555C1H5R9DB01#		±0.5pF	GJM1555C1H7R3DB01#	
			6.0pF	±0.05pF	GJM1555C1H6R0WB01#	±0.1pF			GJM1555C1H6R0BB01#	7.4pF	±0.05pF	GJM1555C1H7R4WB01#	
				±0.1pF	GJM1555C1H6R0BB01#	±0.25pF			GJM1555C1H6R0CB01#		±0.1pF	GJM1555C1H7R4BB01#	
				±0.25pF	GJM1555C1H6R0CB01#	±0.5pF			GJM1555C1H6R0DB01#		±0.25pF	GJM1555C1H7R4CB01#	
				±0.5pF	GJM1555C1H6R0DB01#	±0.05pF			GJM1555C1H6R1WB01#		±0.5pF	GJM1555C1H7R4DB01#	
			6.1pF	±0.05pF	GJM1555C1H6R1WB01#	±0.1pF			GJM1555C1H6R1BB01#	7.5pF	±0.05pF	GJM1555C1H7R5WB01#	
				±0.1pF	GJM1555C1H6R1BB01#	±0.25pF			GJM1555C1H6R1CB01#		±0.1pF	GJM1555C1H7R5BB01#	
				±0.25pF	GJM1555C1H6R1CB01#	±0.5pF			GJM1555C1H6R1DB01#		±0.25pF	GJM1555C1H7R5CB01#	
				±0.5pF	GJM1555C1H6R1DB01#	±0.05pF			GJM1555C1H6R2WB01#		±0.5pF	GJM1555C1H7R5DB01#	
			6.2pF	±0.05pF	GJM1555C1H6R2WB01#	±0.1pF			GJM1555C1H6R2BB01#	7.6pF	±0.05pF	GJM1555C1H7R6WB01#	
				±0.1pF	GJM1555C1H6R2BB01#	±0.25pF			GJM1555C1H6R2CB01#		±0.1pF	GJM1555C1H7R6BB01#	
				±0.25pF	GJM1555C1H6R2CB01#	±0.5pF			GJM1555C1H6R2DB01#		±0.25pF	GJM1555C1H7R6CB01#	
				±0.5pF	GJM1555C1H6R2DB01#	±0.05pF			GJM1555C1H6R3WB01#		±0.5pF	GJM1555C1H7R6DB01#	
			6.3pF	±0.05pF	GJM1555C1H6R3WB01#	±0.1pF			GJM1555C1H6R3BB01#	7.7pF	±0.05pF	GJM1555C1H7R7WB01#	
				±0.1pF	GJM1555C1H6R3BB01#	±0.25pF			GJM1555C1H6R3CB01#		±0.1pF	GJM1555C1H7R7BB01#	
				±0.25pF	GJM1555C1H6R3CB01#	±0.5pF			GJM1555C1H6R3DB01#		±0.25pF	GJM1555C1H7R7CB01#	
				±0.5pF	GJM1555C1H6R3DB01#	±0.05pF			GJM1555C1H6R4WB01#		±0.5pF	GJM1555C1H7R7DB01#	
			6.4pF	±0.05pF	GJM1555C1H6R4WB01#	±0.1pF			GJM1555C1H6R4BB01#	7.8pF	±0.05pF	GJM1555C1H7R8WB01#	
				±0.1pF	GJM1555C1H6R4BB01#	±0.25pF			GJM1555C1H6R4CB01#		±0.1pF	GJM1555C1H7R8BB01#	
				±0.25pF	GJM1555C1H6R4CB01#	±0.5pF			GJM1555C1H6R4DB01#		±0.25pF	GJM1555C1H7R8CB01#	
				±0.5pF	GJM1555C1H6R4DB01#	±0.05pF			GJM1555C1H6R5WB01#		±0.5pF	GJM1555C1H7R8DB01#	
			6.5pF	±0.05pF	GJM1555C1H6R5WB01#	±0.1pF			GJM1555C1H6R5BB01#	7.9pF	±0.05pF	GJM1555C1H7R9WB01#	
				±0.1pF	GJM1555C1H6R5BB01#	±0.25pF			GJM1555C1H6R5CB01#		±0.1pF	GJM1555C1H7R9BB01#	
				±0.25pF	GJM1555C1H6R5CB01#	±0.5pF			GJM1555C1H6R5DB01#		±0.25pF	GJM1555C1H7R9CB01#	
				±0.5pF	GJM1555C1H6R5DB01#	±0.05pF			GJM1555C1H6R6WB01#		±0.5pF	GJM1555C1H7R9DB01#	
			6.6pF	±0.05pF	GJM1555C1H6R6WB01#	±0.1pF			GJM1555C1H6R6BB01#	8.0pF	±0.05pF	GJM1555C1H8R0WB01#	
				±0.1pF	GJM1555C1H6R6BB01#	±0.25pF			GJM1555C1H6R6CB01#		±0.1pF	GJM1555C1H8R0BB01#	
				±0.25pF	GJM1555C1H6R6CB01#	±0.5pF			GJM1555C1H6R6DB01#		±0.25pF	GJM1555C1H8R0CB01#	
				±0.5pF	GJM1555C1H6R6DB01#	±0.05pF			GJM1555C1H6R7WB01#		±0.5pF	GJM1555C1H8R0DB01#	
			6.7pF	±0.05pF	GJM1555C1H6R7WB01#	±0.1pF			GJM1555C1H6R7BB01#	8.1pF	±0.05pF	GJM1555C1H8R1WB01#	
				±0.1pF	GJM1555C1H6R7BB01#	±0.25pF			GJM1555C1H6R7CB01#		±0.1pF	GJM1555C1H8R1BB01#	
				±0.25pF	GJM1555C1H6R7CB01#	±0.5pF			GJM1555C1H6R7DB01#		±0.25pF	GJM1555C1H8R1CB01#	
				±0.5pF	GJM1555C1H6R7DB01#	±0.05pF			GJM1555C1H6R8WB01#		±0.5pF	GJM1555C1H8R1DB01#	
			6.8pF	±0.05pF	GJM1555C1H6R8WB01#	±0.1pF			GJM1555C1H6R8BB01#	8.2pF	±0.05pF	GJM1555C1H8R2WB01#	
				±0.1pF	GJM1555C1H6R8BB01#	±0.25pF			GJM1555C1H6R8CB01#		±0.1pF	GJM1555C1H8R2BB01#	
				±0.25pF	GJM1555C1H6R8CB01#	±0.5pF			GJM1555C1H6R8DB01#		±0.25pF	GJM1555C1H8R2CB01#	
				±0.5pF	GJM1555C1H6R8DB01#	±0.05pF			GJM1555C1H6R9WB01#				

Part number # indicates the package specification code.

GRM Series
 GJM Series
 GVA Series
 GMD Series
 GQM Series
 GR3 Series
 GRJ Series
 LLA Series
 LLL Series
 LLM Series
 LLR Series
 KRM Series
 KR3 Series
 NFM Series
 GCH Series
 ⚠Caution/ Notice

GJM Series Temperature Compensating Type High Q Part Number List

(→ 1.0×0.5mm)

T max.	Rated Voltage	TC Code	Cap.	Tol.	Part Number	T max.	Rated Voltage	TC Code	Cap.	Tol.	Part Number
0.55mm	50Vdc	COG	8.2pF	±0.5pF	GJM1555C1H8R2DB01#	0.55mm	50Vdc	COG	9.6pF	±0.1pF	GJM1555C1H9R6BB01#
				±0.05pF	GJM1555C1H8R3WB01#					±0.25pF	GJM1555C1H9R6CB01#
				±0.1pF	GJM1555C1H8R3BB01#					±0.5pF	GJM1555C1H9R6DB01#
			±0.25pF	GJM1555C1H8R3CB01#	9.7pF				±0.05pF	GJM1555C1H9R7WB01#	
			±0.5pF	GJM1555C1H8R3DB01#					±0.1pF	GJM1555C1H9R7BB01#	
			8.4pF	±0.05pF					GJM1555C1H8R4WB01#	±0.25pF	GJM1555C1H9R7CB01#
				±0.1pF	GJM1555C1H8R4BB01#				±0.5pF	GJM1555C1H9R7DB01#	
				±0.25pF	GJM1555C1H8R4CB01#				9.8pF	±0.05pF	GJM1555C1H9R8WB01#
			±0.5pF	GJM1555C1H8R4DB01#	±0.1pF					GJM1555C1H9R8BB01#	
			8.5pF	±0.05pF	GJM1555C1H8R5WB01#					±0.25pF	GJM1555C1H9R8CB01#
				±0.1pF	GJM1555C1H8R5BB01#				±0.5pF	GJM1555C1H9R8DB01#	
				±0.25pF	GJM1555C1H8R5CB01#				9.9pF	±0.05pF	GJM1555C1H9R9WB01#
			±0.5pF	GJM1555C1H8R5DB01#	±0.1pF					GJM1555C1H9R9BB01#	
			8.6pF	±0.05pF	GJM1555C1H8R6WB01#					±0.25pF	GJM1555C1H9R9CB01#
				±0.1pF	GJM1555C1H8R6BB01#				±0.5pF	GJM1555C1H9R9DB01#	
				±0.25pF	GJM1555C1H8R6CB01#				10pF	±2%	GJM1555C1H100GB01#
			±0.5pF	GJM1555C1H8R6DB01#	±5%					GJM1555C1H100JB01#	
			8.7pF	±0.05pF	GJM1555C1H8R7WB01#					11pF	±2%
				±0.1pF	GJM1555C1H8R7BB01#				±5%		GJM1555C1H110JB01#
				±0.25pF	GJM1555C1H8R7CB01#				12pF		±2%
			±0.5pF	GJM1555C1H8R7DB01#	±5%					GJM1555C1H120JB01#	
			8.8pF	±0.05pF	GJM1555C1H8R8WB01#					13pF	±2%
				±0.1pF	GJM1555C1H8R8BB01#				±5%		GJM1555C1H130JB01#
				±0.25pF	GJM1555C1H8R8CB01#				15pF		±2%
			±0.5pF	GJM1555C1H8R8DB01#	±5%					GJM1555C1H150JB01#	
			8.9pF	±0.05pF	GJM1555C1H8R9WB01#					16pF	±2%
				±0.1pF	GJM1555C1H8R9BB01#				±5%		GJM1555C1H160JB01#
				±0.25pF	GJM1555C1H8R9CB01#				18pF		±2%
			±0.5pF	GJM1555C1H8R9DB01#	±5%					GJM1555C1H180JB01#	
			9.0pF	±0.05pF	GJM1555C1H9R0WB01#					20pF	±2%
				±0.1pF	GJM1555C1H9R0BB01#				±5%		GJM1555C1H200JB01#
				±0.25pF	GJM1555C1H9R0CB01#				22pF		±1%
			±0.5pF	GJM1555C1H9R0DB01#	±2%					GJM1555C1H220GB01#	
			9.1pF	±0.05pF	GJM1555C1H9R1WB01#					±5%	GJM1555C1H220JB01#
				±0.1pF	GJM1555C1H9R1BB01#				24pF	±1%	GJM1555C1H240FB01#
				±0.25pF	GJM1555C1H9R1CB01#					±2%	GJM1555C1H240GB01#
			±0.5pF	GJM1555C1H9R1DB01#	±5%					GJM1555C1H240JB01#	
			9.2pF	±0.05pF	GJM1555C1H9R2WB01#				27pF	±1%	GJM1555C1H270FB01#
				±0.1pF	GJM1555C1H9R2BB01#					±2%	GJM1555C1H270GB01#
				±0.25pF	GJM1555C1H9R2CB01#					±5%	GJM1555C1H270JB01#
			9.3pF	±0.05pF	GJM1555C1H9R3WB01#				30pF	±1%	GJM1555C1H300FB01#
				±0.1pF	GJM1555C1H9R3BB01#					±2%	GJM1555C1H300GB01#
				±0.25pF	GJM1555C1H9R3CB01#					±5%	GJM1555C1H300JB01#
			9.4pF	±0.05pF	GJM1555C1H9R4WB01#				33pF	±1%	GJM1555C1H330FB01#
				±0.1pF	GJM1555C1H9R4BB01#					±2%	GJM1555C1H330GB01#
				±0.25pF	GJM1555C1H9R4CB01#					±5%	GJM1555C1H330JB01#
			9.5pF	±0.05pF	GJM1555C1H9R5WB01#				36pF	±1%	GJM1555C1H360FB01#
				±0.1pF	GJM1555C1H9R5BB01#					±2%	GJM1555C1H360GB01#
±0.25pF	GJM1555C1H9R5CB01#	±5%		GJM1555C1H360JB01#							
9.6pF	±0.05pF	GJM1555C1H9R6WB01#	39pF	±1%	GJM1555C1H390FB01#						
	±0.1pF	GJM1555C1H9R6BB01#		±2%	GJM1555C1H390GB01#						
	±0.25pF	GJM1555C1H9R6CB01#		±5%	GJM1555C1H390JB01#						
9.6pF	±0.05pF	GJM1555C1H9R6WB01#	43pF	±1%	GJM1555C1H430FB01#						
	±0.1pF	GJM1555C1H9R6BB01#		±2%	GJM1555C1H430GB01#						
	±0.25pF	GJM1555C1H9R6CB01#									

Part number # indicates the package specification code.

GJM Series Temperature Compensating Type High Q Part Number List

(→ 1.0×0.5mm)

T max.	Rated Voltage	TC Code	Cap.	Tol.	Part Number	T max.	Rated Voltage	TC Code	Cap.	Tol.	Part Number
0.55mm	50Vdc	COG	43pF	±5%	GJM1555C1H430JB01#	0.55mm	50Vdc	CK	2.0pF	±0.25pF	GJM1554C1H2ROCB01#
			47pF	±1%	GJM1555C1H470FB01#				CJ	2.1pF	±0.05pF
				±2%	GJM1555C1H470GB01#						±0.1pF
				±5%	GJM1555C1H470JB01#					±0.25pF	GJM1553C1H2R1CB01#
		0.10pF	±0.05pF	GJM1554C1HR10WB01#	2.2pF			±0.05pF	GJM1553C1H2R2WB01#		
			±0.1pF	GJM1554C1HR10BB01#						±0.1pF	GJM1553C1H2R2BB01#
		0.20pF	±0.05pF	GJM1554C1HR20WB01#	2.3pF			±0.05pF	GJM1553C1H2R3WB01#		
			±0.1pF	GJM1554C1HR20BB01#						±0.1pF	GJM1553C1H2R3BB01#
		0.30pF	±0.05pF	GJM1554C1HR30WB01#	2.4pF			±0.05pF	GJM1553C1H2R3CB01#		
			±0.1pF	GJM1554C1HR30BB01#						±0.1pF	GJM1553C1H2R4WB01#
		0.40pF	±0.05pF	GJM1554C1HR40WB01#	2.5pF			±0.05pF	GJM1553C1H2R4WB01#		
			±0.1pF	GJM1554C1HR40BB01#						±0.1pF	GJM1553C1H2R4BB01#
		0.50pF	±0.05pF	GJM1554C1HR50WB01#	2.6pF			±0.05pF	GJM1553C1H2R4CB01#		
			±0.1pF	GJM1554C1HR50BB01#						±0.25pF	GJM1553C1H2R5WB01#
		0.60pF	±0.05pF	GJM1554C1HR60WB01#	2.7pF			±0.05pF	GJM1553C1H2R5WB01#		
			±0.1pF	GJM1554C1HR60BB01#						±0.1pF	GJM1553C1H2R5BB01#
		0.70pF	±0.05pF	GJM1554C1HR70WB01#	2.8pF			±0.05pF	GJM1553C1H2R5CB01#		
			±0.1pF	GJM1554C1HR70BB01#						±0.25pF	GJM1553C1H2R6WB01#
		0.80pF	±0.05pF	GJM1554C1HR80WB01#	2.9pF			±0.05pF	GJM1553C1H2R6WB01#		
			±0.1pF	GJM1554C1HR80BB01#						±0.1pF	GJM1553C1H2R6BB01#
		0.90pF	±0.05pF	GJM1554C1HR90WB01#	3.0pF			±0.05pF	GJM1553C1H2R6CB01#		
			±0.1pF	GJM1554C1HR90BB01#						±0.25pF	GJM1553C1H2R7WB01#
		1.0pF	±0.05pF	GJM1554C1H1R0WB01#	3.1pF			±0.05pF	GJM1553C1H2R7WB01#		
			±0.1pF	GJM1554C1H1R0BB01#						±0.1pF	GJM1553C1H2R7BB01#
			±0.25pF	GJM1554C1H1R0CB01#						±0.25pF	GJM1553C1H2R7CB01#
		1.1pF	±0.05pF	GJM1554C1H1R1WB01#	3.2pF			±0.05pF	GJM1553C1H2R8WB01#		
			±0.1pF	GJM1554C1H1R1BB01#						±0.1pF	GJM1553C1H2R8BB01#
			±0.25pF	GJM1554C1H1R1CB01#						±0.25pF	GJM1553C1H2R8CB01#
		1.2pF	±0.05pF	GJM1554C1H1R2WB01#	3.3pF			±0.05pF	GJM1553C1H2R9WB01#		
			±0.1pF	GJM1554C1H1R2BB01#						±0.1pF	GJM1553C1H2R9BB01#
			±0.25pF	GJM1554C1H1R2CB01#						±0.25pF	GJM1553C1H2R9CB01#
		1.3pF	±0.05pF	GJM1554C1H1R3WB01#	3.4pF			±0.05pF	GJM1553C1H3R0WB01#		
			±0.1pF	GJM1554C1H1R3BB01#						±0.1pF	GJM1553C1H3R0BB01#
			±0.25pF	GJM1554C1H1R3CB01#						±0.25pF	GJM1553C1H3R0CB01#
		1.4pF	±0.05pF	GJM1554C1H1R4WB01#	3.5pF			±0.05pF	GJM1553C1H3R1WB01#		
			±0.1pF	GJM1554C1H1R4BB01#						±0.1pF	GJM1553C1H3R1BB01#
			±0.25pF	GJM1554C1H1R4CB01#						±0.25pF	GJM1553C1H3R1CB01#
		1.5pF	±0.05pF	GJM1554C1H1R5WB01#	3.6pF			±0.05pF	GJM1553C1H3R2WB01#		
			±0.1pF	GJM1554C1H1R5BB01#						±0.1pF	GJM1553C1H3R2BB01#
			±0.25pF	GJM1554C1H1R5CB01#						±0.25pF	GJM1553C1H3R2CB01#
		1.6pF	±0.05pF	GJM1554C1H1R6WB01#	3.7pF			±0.05pF	GJM1553C1H3R3WB01#		
			±0.1pF	GJM1554C1H1R6BB01#						±0.1pF	GJM1553C1H3R3BB01#
			±0.25pF	GJM1554C1H1R6CB01#						±0.25pF	GJM1553C1H3R3CB01#
		1.7pF	±0.05pF	GJM1554C1H1R7WB01#	3.8pF			±0.05pF	GJM1553C1H3R4WB01#		
			±0.1pF	GJM1554C1H1R7BB01#						±0.1pF	GJM1553C1H3R4BB01#
			±0.25pF	GJM1554C1H1R7CB01#						±0.25pF	GJM1553C1H3R4CB01#
		1.8pF	±0.05pF	GJM1554C1H1R8WB01#	3.9pF			±0.05pF	GJM1553C1H3R5WB01#		
			±0.1pF	GJM1554C1H1R8BB01#						±0.1pF	GJM1553C1H3R5BB01#
			±0.25pF	GJM1554C1H1R8CB01#						±0.25pF	GJM1553C1H3R5CB01#
		1.9pF	±0.05pF	GJM1554C1H1R9WB01#	4.0pF			±0.05pF	GJM1553C1H3R6WB01#		
			±0.1pF	GJM1554C1H1R9BB01#						±0.1pF	GJM1553C1H3R6BB01#
			±0.25pF	GJM1554C1H1R9CB01#						±0.25pF	GJM1553C1H3R6CB01#
		2.0pF	±0.05pF	GJM1554C1H2R0WB01#	4.1pF			±0.05pF	GJM1553C1H3R7WB01#		
			±0.1pF	GJM1554C1H2R0BB01#						±0.1pF	GJM1553C1H3R7BB01#

Part number # indicates the package specification code.

GRM Series
 GJM Series
 GVA Series
 GMD Series
 GQM Series
 GR3 Series
 GRJ Series
 LLA Series
 LLL Series
 LLM Series
 LLR Series
 KRM Series
 KR3 Series
 NFM Series
 GCH Series
 Caution/Notice

GJM Series Temperature Compensating Type High Q Part Number List

(→ 1.0×0.5mm)

T max.	Rated Voltage	TC Code	Cap.	Tol.	Part Number	T max.	Rated Voltage	TC Code	Cap.	Tol.	Part Number
0.55mm	50Vdc	CJ	3.8pF	±0.25pF	GJM1553C1H3R8CB01#	0.55mm	50Vdc	CH	5.5pF	±0.1pF	GJM1552C1H5R5BB01#
				±0.05pF	GJM1553C1H3R9WB01#					±0.25pF	GJM1552C1H5R5CB01#
				±0.1pF	GJM1553C1H3R9BB01#					±0.5pF	GJM1552C1H5R5DB01#
				±0.25pF	GJM1553C1H3R9CB01#					5.6pF	±0.05pF
			4.0pF	±0.05pF	GJM1552C1H4R0WB01#				±0.1pF		GJM1552C1H5R6BB01#
				±0.1pF	GJM1552C1H4R0BB01#				±0.25pF		GJM1552C1H5R6CB01#
				±0.25pF	GJM1552C1H4R0CB01#				±0.5pF		GJM1552C1H5R6DB01#
			4.1pF	±0.05pF	GJM1552C1H4R1WB01#				5.7pF	±0.05pF	GJM1552C1H5R7WB01#
				±0.1pF	GJM1552C1H4R1BB01#					±0.1pF	GJM1552C1H5R7BB01#
				±0.25pF	GJM1552C1H4R1CB01#					±0.25pF	GJM1552C1H5R7CB01#
			4.2pF	±0.05pF	GJM1552C1H4R2WB01#				5.8pF	±0.05pF	GJM1552C1H5R8WB01#
				±0.1pF	GJM1552C1H4R2BB01#					±0.1pF	GJM1552C1H5R8BB01#
		±0.25pF		GJM1552C1H4R2CB01#	±0.25pF	GJM1552C1H5R8CB01#					
		4.3pF	±0.05pF	GJM1552C1H4R3WB01#	5.9pF	±0.05pF	GJM1552C1H5R9WB01#				
			±0.1pF	GJM1552C1H4R3BB01#		±0.1pF	GJM1552C1H5R9BB01#				
			±0.25pF	GJM1552C1H4R3CB01#		±0.25pF	GJM1552C1H5R9CB01#				
		4.4pF	±0.05pF	GJM1552C1H4R4WB01#	6.0pF	±0.05pF	GJM1552C1H6R0WB01#				
			±0.1pF	GJM1552C1H4R4BB01#		±0.1pF	GJM1552C1H6R0BB01#				
			±0.25pF	GJM1552C1H4R4CB01#		±0.25pF	GJM1552C1H6R0CB01#				
		4.5pF	±0.05pF	GJM1552C1H4R5WB01#	6.1pF	±0.05pF	GJM1552C1H6R1WB01#				
			±0.1pF	GJM1552C1H4R5BB01#		±0.1pF	GJM1552C1H6R1BB01#				
			±0.25pF	GJM1552C1H4R5CB01#		±0.25pF	GJM1552C1H6R1CB01#				
		4.6pF	±0.05pF	GJM1552C1H4R6WB01#	6.2pF	±0.05pF	GJM1552C1H6R2WB01#				
			±0.1pF	GJM1552C1H4R6BB01#		±0.1pF	GJM1552C1H6R2BB01#				
			±0.25pF	GJM1552C1H4R6CB01#		±0.25pF	GJM1552C1H6R2CB01#				
		4.7pF	±0.05pF	GJM1552C1H4R7WB01#	6.3pF	±0.05pF	GJM1552C1H6R3WB01#				
			±0.1pF	GJM1552C1H4R7BB01#		±0.1pF	GJM1552C1H6R3BB01#				
			±0.25pF	GJM1552C1H4R7CB01#		±0.25pF	GJM1552C1H6R3CB01#				
		4.8pF	±0.05pF	GJM1552C1H4R8WB01#	6.4pF	±0.05pF	GJM1552C1H6R4WB01#				
			±0.1pF	GJM1552C1H4R8BB01#		±0.1pF	GJM1552C1H6R4BB01#				
			±0.25pF	GJM1552C1H4R8CB01#		±0.25pF	GJM1552C1H6R4CB01#				
		4.9pF	±0.05pF	GJM1552C1H4R9WB01#	6.5pF	±0.05pF	GJM1552C1H6R5WB01#				
			±0.1pF	GJM1552C1H4R9BB01#		±0.1pF	GJM1552C1H6R5BB01#				
			±0.25pF	GJM1552C1H4R9CB01#		±0.25pF	GJM1552C1H6R5CB01#				
		5.0pF	±0.05pF	GJM1552C1H5R0WB01#	6.6pF	±0.05pF	GJM1552C1H6R6WB01#				
			±0.1pF	GJM1552C1H5R0BB01#		±0.1pF	GJM1552C1H6R6BB01#				
			±0.25pF	GJM1552C1H5R0CB01#		±0.25pF	GJM1552C1H6R6CB01#				
		5.1pF	±0.05pF	GJM1552C1H5R1WB01#	6.7pF	±0.05pF	GJM1552C1H6R7WB01#				
			±0.1pF	GJM1552C1H5R1BB01#		±0.1pF	GJM1552C1H6R7BB01#				
			±0.25pF	GJM1552C1H5R1CB01#		±0.25pF	GJM1552C1H6R7CB01#				
			±0.5pF	GJM1552C1H5R1DB01#		±0.5pF	GJM1552C1H6R7DB01#				
		5.2pF	±0.05pF	GJM1552C1H5R2WB01#	6.8pF	±0.05pF	GJM1552C1H6R8WB01#				
			±0.1pF	GJM1552C1H5R2BB01#		±0.1pF	GJM1552C1H6R8BB01#				
			±0.25pF	GJM1552C1H5R2CB01#		±0.25pF	GJM1552C1H6R8CB01#				
		5.3pF	±0.05pF	GJM1552C1H5R3WB01#		±0.05pF	GJM1552C1H5R5WB01#				
			±0.1pF	GJM1552C1H5R3BB01#		±0.1pF	GJM1552C1H5R5BB01#				
			±0.25pF	GJM1552C1H5R3CB01#		±0.25pF	GJM1552C1H5R5CB01#				
			±0.5pF	GJM1552C1H5R3DB01#		±0.5pF	GJM1552C1H5R5DB01#				
		5.4pF	±0.05pF	GJM1552C1H5R4WB01#		±0.05pF	GJM1552C1H5R6WB01#				
			±0.1pF	GJM1552C1H5R4BB01#		±0.1pF	GJM1552C1H5R6BB01#				
			±0.25pF	GJM1552C1H5R4CB01#		±0.25pF	GJM1552C1H5R6CB01#				
		5.5pF	±0.05pF	GJM1552C1H5R4DB01#		±0.05pF	GJM1552C1H5R7WB01#				
			±0.5pF	GJM1552C1H5R4CB01#		±0.5pF	GJM1552C1H5R7BB01#				

Part number # indicates the package specification code.

GJM Series Temperature Compensating Type High Q Part Number List

(→ 1.0×0.5mm)

T max.	Rated Voltage	TC Code	Cap.	Tol.	Part Number	T max.	Rated Voltage	TC Code	Cap.	Tol.	Part Number
0.55mm	50Vdc	CH	6.8pF	±0.5pF	GJM1552C1H6R8DB01#	0.55mm	50Vdc	CH	8.2pF	±0.1pF	GJM1552C1H8R2BB01#
				±0.05pF	GJM1552C1H6R9WB01#					±0.25pF	GJM1552C1H8R2CB01#
			6.9pF	±0.1pF	GJM1552C1H6R9BB01#	±0.5pF	GJM1552C1H8R2DB01#	8.3pF	±0.05pF	GJM1552C1H8R3WB01#	
				±0.25pF	GJM1552C1H6R9CB01#	±0.1pF	GJM1552C1H8R3BB01#		±0.25pF	GJM1552C1H8R3CB01#	
				±0.5pF	GJM1552C1H6R9DB01#	±0.5pF	GJM1552C1H8R3DB01#		8.4pF	±0.05pF	GJM1552C1H8R4WB01#
				±0.05pF	GJM1552C1H7R0WB01#	±0.1pF	GJM1552C1H8R4BB01#			±0.25pF	GJM1552C1H8R4CB01#
			7.0pF	±0.1pF	GJM1552C1H7R0BB01#	±0.5pF	GJM1552C1H7R0DB01#	8.5pF	±0.05pF	GJM1552C1H8R5WB01#	
				±0.25pF	GJM1552C1H7R0CB01#	±0.1pF	GJM1552C1H8R5BB01#		±0.25pF	GJM1552C1H8R5CB01#	
				±0.5pF	GJM1552C1H7R0DB01#	±0.5pF	GJM1552C1H8R5DB01#		8.6pF	±0.05pF	GJM1552C1H8R6WB01#
			7.1pF	±0.05pF	GJM1552C1H7R1WB01#	±0.1pF	GJM1552C1H7R1BB01#	±0.1pF		GJM1552C1H8R6BB01#	
				±0.1pF	GJM1552C1H7R1CB01#	±0.25pF	GJM1552C1H7R1DB01#	±0.25pF	GJM1552C1H8R6CB01#		
				±0.25pF	GJM1552C1H7R1CB01#	±0.5pF	GJM1552C1H7R2WB01#	±0.5pF	GJM1552C1H8R6DB01#		
				±0.5pF	GJM1552C1H7R1DB01#	7.2pF	±0.05pF	GJM1552C1H7R2WB01#	8.7pF	±0.05pF	GJM1552C1H8R7WB01#
			±0.1pF	GJM1552C1H7R2BB01#	±0.1pF		GJM1552C1H8R7BB01#	±0.25pF		GJM1552C1H8R7CB01#	
			±0.25pF	GJM1552C1H7R2CB01#	±0.25pF		GJM1552C1H7R2CB01#	±0.5pF		GJM1552C1H8R7DB01#	
			±0.5pF	GJM1552C1H7R2DB01#	7.3pF		±0.05pF	GJM1552C1H7R3WB01#		±0.1pF	GJM1552C1H8R8WB01#
			±0.1pF	GJM1552C1H7R3BB01#		±0.25pF	GJM1552C1H7R3CB01#	±0.25pF	GJM1552C1H8R8BB01#		
			±0.25pF	GJM1552C1H7R3CB01#		±0.5pF	GJM1552C1H7R3DB01#	±0.5pF	GJM1552C1H8R8CB01#		
			7.4pF	±0.05pF	GJM1552C1H7R4WB01#	7.4pF	±0.05pF	GJM1552C1H7R4WB01#	8.8pF	±0.05pF	GJM1552C1H8R8WB01#
				±0.1pF	GJM1552C1H7R4BB01#		±0.1pF	GJM1552C1H7R4BB01#		±0.1pF	GJM1552C1H8R8BB01#
				±0.25pF	GJM1552C1H7R4CB01#		±0.25pF	GJM1552C1H7R4CB01#		±0.25pF	GJM1552C1H8R8CB01#
				±0.5pF	GJM1552C1H7R4DB01#		±0.5pF	GJM1552C1H7R4DB01#		±0.5pF	GJM1552C1H8R8DB01#
			7.5pF	±0.05pF	GJM1552C1H7R5WB01#	7.5pF	±0.05pF	GJM1552C1H7R5WB01#	8.9pF	±0.05pF	GJM1552C1H8R9WB01#
				±0.1pF	GJM1552C1H7R5BB01#		±0.1pF	GJM1552C1H7R5BB01#		±0.1pF	GJM1552C1H8R9BB01#
				±0.25pF	GJM1552C1H7R5CB01#		±0.25pF	GJM1552C1H7R5CB01#		±0.25pF	GJM1552C1H8R9CB01#
				±0.5pF	GJM1552C1H7R5DB01#		±0.5pF	GJM1552C1H7R5DB01#		±0.5pF	GJM1552C1H8R9DB01#
			7.6pF	±0.05pF	GJM1552C1H7R6WB01#	7.6pF	±0.05pF	GJM1552C1H7R6WB01#	9.0pF	±0.05pF	GJM1552C1H9R0WB01#
				±0.1pF	GJM1552C1H7R6BB01#		±0.1pF	GJM1552C1H7R6BB01#		±0.1pF	GJM1552C1H9R0BB01#
				±0.25pF	GJM1552C1H7R6CB01#		±0.25pF	GJM1552C1H7R6CB01#		±0.25pF	GJM1552C1H9R0CB01#
				±0.5pF	GJM1552C1H7R6DB01#		±0.5pF	GJM1552C1H7R6DB01#		±0.5pF	GJM1552C1H9R0DB01#
			7.7pF	±0.05pF	GJM1552C1H7R7WB01#	7.7pF	±0.05pF	GJM1552C1H7R7WB01#	9.1pF	±0.05pF	GJM1552C1H9R1WB01#
				±0.1pF	GJM1552C1H7R7BB01#		±0.1pF	GJM1552C1H7R7BB01#		±0.1pF	GJM1552C1H9R1BB01#
				±0.25pF	GJM1552C1H7R7CB01#		±0.25pF	GJM1552C1H7R7CB01#		±0.25pF	GJM1552C1H9R1CB01#
				±0.5pF	GJM1552C1H7R7DB01#		±0.5pF	GJM1552C1H7R7DB01#		±0.5pF	GJM1552C1H9R1DB01#
			7.8pF	±0.05pF	GJM1552C1H7R8WB01#	7.8pF	±0.05pF	GJM1552C1H7R8WB01#	9.2pF	±0.05pF	GJM1552C1H9R2WB01#
				±0.1pF	GJM1552C1H7R8BB01#		±0.1pF	GJM1552C1H7R8BB01#		±0.1pF	GJM1552C1H9R2BB01#
				±0.25pF	GJM1552C1H7R8CB01#		±0.25pF	GJM1552C1H7R8CB01#		±0.25pF	GJM1552C1H9R2CB01#
				±0.5pF	GJM1552C1H7R8DB01#		±0.5pF	GJM1552C1H7R8DB01#		±0.5pF	GJM1552C1H9R2DB01#
			7.9pF	±0.05pF	GJM1552C1H7R9WB01#	7.9pF	±0.05pF	GJM1552C1H7R9WB01#	9.3pF	±0.05pF	GJM1552C1H9R3WB01#
				±0.1pF	GJM1552C1H7R9BB01#		±0.1pF	GJM1552C1H7R9BB01#		±0.1pF	GJM1552C1H9R3BB01#
				±0.25pF	GJM1552C1H7R9CB01#		±0.25pF	GJM1552C1H7R9CB01#		±0.25pF	GJM1552C1H9R3CB01#
				±0.5pF	GJM1552C1H7R9DB01#		±0.5pF	GJM1552C1H7R9DB01#		±0.5pF	GJM1552C1H9R3DB01#
			8.0pF	±0.05pF	GJM1552C1H8R0WB01#	8.0pF	±0.05pF	GJM1552C1H8R0WB01#	9.4pF	±0.05pF	GJM1552C1H9R4WB01#
				±0.1pF	GJM1552C1H8R0BB01#		±0.1pF	GJM1552C1H8R0BB01#		±0.1pF	GJM1552C1H9R4BB01#
				±0.25pF	GJM1552C1H8R0CB01#		±0.25pF	GJM1552C1H8R0CB01#		±0.25pF	GJM1552C1H9R4CB01#
				±0.5pF	GJM1552C1H8R0DB01#		±0.5pF	GJM1552C1H8R0DB01#		±0.5pF	GJM1552C1H9R4DB01#
			8.1pF	±0.05pF	GJM1552C1H8R1WB01#	8.1pF	±0.05pF	GJM1552C1H8R1WB01#	9.5pF	±0.05pF	GJM1552C1H9R5WB01#
				±0.1pF	GJM1552C1H8R1BB01#		±0.1pF	GJM1552C1H8R1BB01#		±0.1pF	GJM1552C1H9R5BB01#
				±0.25pF	GJM1552C1H8R1CB01#		±0.25pF	GJM1552C1H8R1CB01#		±0.25pF	GJM1552C1H9R5CB01#
				±0.5pF	GJM1552C1H8R1DB01#		±0.5pF	GJM1552C1H8R1DB01#		±0.5pF	GJM1552C1H9R5DB01#
			8.2pF	±0.05pF	GJM1552C1H8R2WB01#	8.2pF	±0.05pF	GJM1552C1H8R2WB01#		±0.05pF	GJM1552C1H9R5WB01#
				±0.1pF	GJM1552C1H8R2BB01#		±0.1pF	GJM1552C1H8R2BB01#		±0.1pF	GJM1552C1H9R5BB01#

Part number # indicates the package specification code.

GRM Series
 GJM Series
 GVA Series
 GMD Series
 GQM Series
 GR3 Series
 GRJ Series
 LLA Series
 LLL Series
 LLM Series
 LLR Series
 KRM Series
 KR3 Series
 NFM Series
 GCH Series
 ⚠Caution/ Notice

GJM Series Temperature Compensating Type High Q Part Number List

(→ 1.0×0.5mm)

T max.	Rated Voltage	TC Code	Cap.	Tol.	Part Number	
0.55mm	50Vdc	CH	9.5pF	±0.5pF	GJM1552C1H9R5DB01#	
				9.6pF	±0.05pF	GJM1552C1H9R6WB01#
					±0.1pF	GJM1552C1H9R6BB01#
			±0.25pF		GJM1552C1H9R6CB01#	
			±0.5pF		GJM1552C1H9R6DB01#	
			9.7pF	±0.05pF	GJM1552C1H9R7WB01#	
				±0.1pF	GJM1552C1H9R7BB01#	
				±0.25pF	GJM1552C1H9R7CB01#	
				±0.5pF	GJM1552C1H9R7DB01#	
			9.8pF	±0.05pF	GJM1552C1H9R8WB01#	
				±0.1pF	GJM1552C1H9R8BB01#	
				±0.25pF	GJM1552C1H9R8CB01#	
				±0.5pF	GJM1552C1H9R8DB01#	
			9.9pF	±0.05pF	GJM1552C1H9R9WB01#	
				±0.1pF	GJM1552C1H9R9BB01#	
				±0.25pF	GJM1552C1H9R9CB01#	
				±0.5pF	GJM1552C1H9R9DB01#	
			10pF	±2%	GJM1552C1H100GB01#	
				±5%	GJM1552C1H100JB01#	
			11pF	±2%	GJM1552C1H110GB01#	
				±5%	GJM1552C1H110JB01#	
			12pF	±2%	GJM1552C1H120GB01#	
				±5%	GJM1552C1H120JB01#	
			13pF	±2%	GJM1552C1H130GB01#	
				±5%	GJM1552C1H130JB01#	
			15pF	±2%	GJM1552C1H150GB01#	
				±5%	GJM1552C1H150JB01#	
			16pF	±2%	GJM1552C1H160GB01#	
				±5%	GJM1552C1H160JB01#	
			18pF	±2%	GJM1552C1H180GB01#	
				±5%	GJM1552C1H180JB01#	
			20pF	±2%	GJM1552C1H200GB01#	
				±5%	GJM1552C1H200JB01#	
			22pF	±1%	GJM1552C1H220FB01#	
				±2%	GJM1552C1H220GB01#	
				±5%	GJM1552C1H220JB01#	
			24pF	±1%	GJM1552C1H240FB01#	
				±2%	GJM1552C1H240GB01#	
				±5%	GJM1552C1H240JB01#	
			27pF	±1%	GJM1552C1H270FB01#	
				±2%	GJM1552C1H270GB01#	
				±5%	GJM1552C1H270JB01#	
			30pF	±1%	GJM1552C1H300FB01#	
				±2%	GJM1552C1H300GB01#	
				±5%	GJM1552C1H300JB01#	
			33pF	±1%	GJM1552C1H330FB01#	
				±2%	GJM1552C1H330GB01#	
				±5%	GJM1552C1H330JB01#	
			36pF	±1%	GJM1552C1H360FB01#	
				±2%	GJM1552C1H360GB01#	
				±5%	GJM1552C1H360JB01#	
			39pF	±1%	GJM1552C1H390FB01#	
				±2%	GJM1552C1H390GB01#	
				±5%	GJM1552C1H390JB01#	

T max.	Rated Voltage	TC Code	Cap.	Tol.	Part Number
0.55mm	50Vdc	CH	43pF	±1%	GJM1552C1H430FB01#
				±2%	GJM1552C1H430GB01#
				±5%	GJM1552C1H430JB01#
			47pF	±1%	GJM1552C1H470FB01#
				±2%	GJM1552C1H470GB01#
				±5%	GJM1552C1H470JB01#

Part number # indicates the package specification code.

Wire bondable vertical electrode Monolithic Ceramic Capacitor

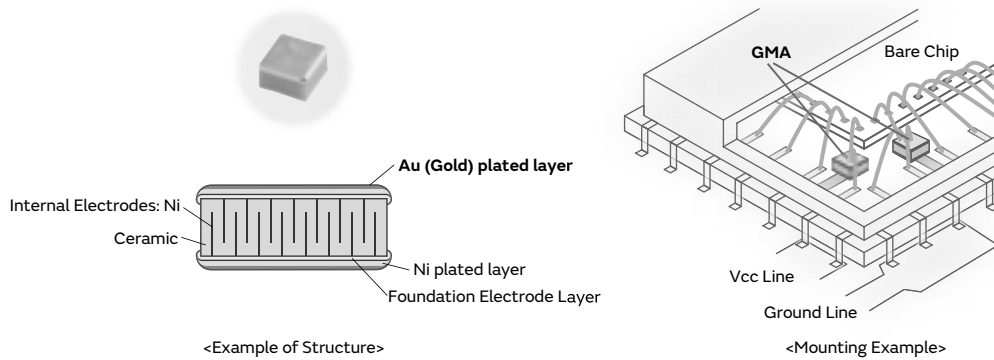
GMA Series   

These capacitors are wire bondable for optical transceivers and IC packages, using Au (gold) terminations.

Features

① **Allows for high density mounting.**

Noise can be reduced by eliminating the routing of the wire, and high efficiency can be achieved with a built-in capacitor in a package, such as IC. Miniaturization of the set is also possible.



② **Achieved small size and high capacitance with a multilayer structure.**

Small size, high capacitance	Minimum 0.38mm×0.38mm Achieved 0.1μF in 0.5mm×0.5mm size
------------------------------	---

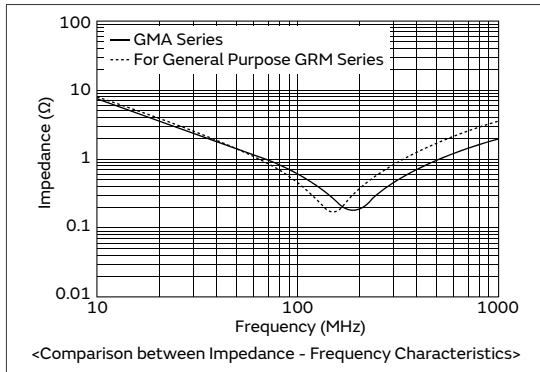
Lineup comparison table with competitor's is provided in my Murata Capacitor Site (need to sign in & approval from the site)

③ **Ideal for bypass applications**

Especially for optical communication related devices such as TOSA/ROSA.

④ **Excellent in high frequency characteristics.**

Since the capacitor consists of an upper/lower electrode structure, the current path becomes shorter and lowers the ESL. Compared with the general purpose GRM series of the same capacity, the impedance of this product becomes lower at high frequencies.



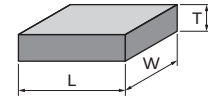
GRM Series
 GJM Series
 GMA Series
 GMD Series
 GOM Series
 GR3 Series
 GRJ Series
 LLA Series
 LLL Series
 LLM Series
 LLR Series
 KRM Series
 KR3 Series
 NFM Series
 GCH Series
 Caution/Notice

⚠Note • Please read rating and ⚠CAUTION (for storage, operating, rating, soldering, mounting and handling) in this catalog to prevent smoking and/or burning, etc.
 • This catalog has only typical specifications. Therefore, please approve our product specifications or transact the approval sheet for product specifications before ordering.

- GRM Series
- GJM Series
- GMA Series
- GMD Series
- GQM Series
- GR3 Series
- GRJ Series
- LLA Series
- LLL Series
- LLM Series
- LLR Series
- KRM Series
- KR3 Series
- NFM Series
- GCH Series
- ⚠Caution/
Notice

Specifications

Size (mm)	0.38×0.38mm to 0.8×0.8mm
Rated Voltage	6.3Vdc to 100Vdc
Capacitance	100pF to 0.47μF
Main Applications	<ol style="list-style-type: none"> 1. Optical communication related devices such as TOSA/ROSA. 2. Various device related, such as GaAsIC (mounted in IC packages) 3. Measuring instruments, other ultra compact/thin devices



<Dimensions>

This catalog contains only a portion of the product lineup.
 Please refer to the capacitor search tool on the Murata Web site for details.

GMA Series High Dielectric Constant Type Bonding Part Number List

0.38×0.38mm

T max.	Rated Voltage	TC Code	Cap.	Tol.	Part Number
0.35mm	10Vdc	X7R	1000pF	±20%	GMA0D3R71A102MA01#
			1500pF	±20%	GMA0D3R71A152MA01#
			1800pF	±20%	GMA0D3R71A182MA01#
			10000pF	±20%	GMA0D3R71A103MA01#
		R	1000pF	±20%	GMA0D3R11A102MA01#
			1500pF	±20%	GMA0D3R11A152MA01#
			1800pF	±20%	GMA0D3R11A182MA01#
			10000pF	±20%	GMA0D3R11A103MA01#
		B	1000pF	±20%	GMA0D3B11A102MA01#
			1500pF	±20%	GMA0D3B11A152MA01#
			1800pF	±20%	GMA0D3B11A182MA01#
			1800pF	±20%	GMA0D3B11A182MA01#

0.5×0.5mm

T max.	Rated Voltage	TC Code	Cap.	Tol.	Part Number		
0.4mm	100Vdc	X7R	100pF	±20%	GMA05XR72A101MA01#		
			150pF	±20%	GMA05XR72A151MA01#		
			220pF	±20%	GMA05XR72A221MA01#		
			330pF	±20%	GMA05XR72A331MA01#		
			470pF	±20%	GMA05XR72A471MA01#		
			680pF	±20%	GMA05XR72A681MA01#		
			1000pF	±20%	GMA05XR72A102MA01#		
			1000pF	±20%	GMA05XR72A102MA01#		
		25Vdc	X7R	1500pF	±20%	GMA05XR71E152MA11#	
				2200pF	±20%	GMA05XR71E222MA11#	
				3300pF	±20%	GMA05XR71E332MA11#	
				4700pF	±20%	GMA05XR71E472MA11#	
			B	1500pF	±20%	GMA05XB31E152MA11#	
				2200pF	±20%	GMA05XB31E222MA11#	
				3300pF	±20%	GMA05XB31E332MA11#	
				4700pF	±20%	GMA05XB31E472MA11#	
	10Vdc	X7R	6800pF	±20%	GMA05XR71A682MA01#		
			10000pF	±20%	GMA05XR71A103MA01#		
			15000pF	±20%	GMA05XR71A153MA01#		
			22000pF	±20%	GMA05XR71A223MA01#		
			R	6800pF	±20%	GMA05XR11A682MA01#	
				10000pF	±20%	GMA05XR11A103MA01#	
				15000pF	±20%	GMA05XR11A153MA01#	
				22000pF	±20%	GMA05XR11A223MA01#	
		B	6800pF	±20%	GMA05XB11A682MA01#		
			10000pF	±20%	GMA05XB11A103MA01#		
			15000pF	±20%	GMA05XB11A153MA01#		
			22000pF	±20%	GMA05XB11A223MA01#		
			6.3Vdc	X5R	0.10μF	±20%	GMA05XR60J104ME12#
					0.10μF	±20%	GMA05XB30J104ME12#

0.8×0.8mm

T max.	Rated Voltage	TC Code	Cap.	Tol.	Part Number
0.6mm	100Vdc	X7R	1500pF	±20%	GMA085R72A152MA01#
			2200pF	±20%	GMA085R72A222MA01#

T max.	Rated Voltage	TC Code	Cap.	Tol.	Part Number	
0.6mm	100Vdc	X7R	3300pF	±20%	GMA085R72A332MA01#	
			4700pF	±20%	GMA085R72A472MA01#	
			6800pF	±20%	GMA085R72A682MA01#	
		25Vdc	X7R	10000pF	±20%	GMA085R71E103MA11#
				15000pF	±20%	GMA085R71E153MA11#
				22000pF	±20%	GMA085R71E223MA11#
	10Vdc	X7R	33000pF	±20%	GMA085R71A333MA01#	
			47000pF	±20%	GMA085R71A473MA01#	
			68000pF	±20%	GMA085R71A683MA01#	
			0.10μF	±20%	GMA085R71A104MA01#	
		R	33000pF	±20%	GMA085R11A333MA01#	
			47000pF	±20%	GMA085R11A473MA01#	
			68000pF	±20%	GMA085R11A683MA01#	
			0.10μF	±20%	GMA085R11A104MA01#	
	6.3Vdc	X5R	0.47μF	±20%	GMA085R60J474ME12#	
			0.47μF	±20%	GMA085R60J474ME12#	
			0.47μF	±20%	GMA085B30J474ME12#	

Part number # indicates the package specification code.

GRM Series
 GJM Series
 GMA Series
 GMD Series
 GQM Series
 GR3 Series
 GRJ Series
 LLA Series
 LLL Series
 LLM Series
 LLR Series
 KRM Series
 KR3 Series
 NFM Series
 GCH Series
 Caution/Notice

Wire bondable/AuSn solderable Monolithic Ceramic Capacitor

GMD Series

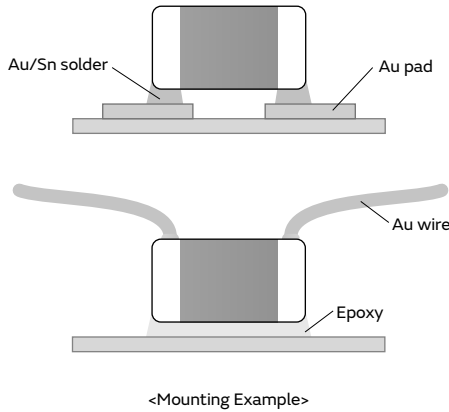
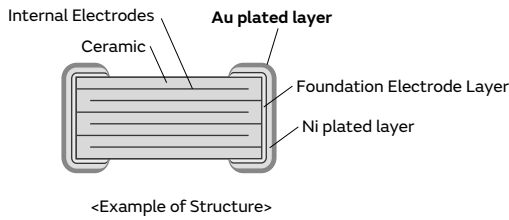


This capacitor is compatible to wire bonding mounting by the external electrodes of Au plating.

Features

① Can be mounted by wire bonding and AuSn soldering.

Since the external electrodes are based on the Au plating specification, mounting by wire/die bonding is possible.



② Ideal for mounting in packages, such as optical communication related devices, IC and etc.

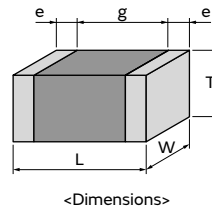
Noise can be reduced by eliminating the routing of the wire, and high efficiency can be achieved with a built-in capacitor in the package, such as TO-CAN, IC and etc. by wire bonding mounting.

③ Contributes to the miniaturization of the set.

Murata offers a lineup of small size products, such as the 0603 (0201) and 1005 (0402) in mm (inch).

Specifications

Size (mm)	0.6×0.3mm to 1.0×0.5mm
Rated Voltage	6.3Vdc to 50Vdc
Capacitance	100pF to 1.0μF
Main Applications	Various device related, such as GaAsIC (mounted in IC packages)



This catalog contains only a portion of the product lineup. Please refer to the capacitor search tool on the Murata Web site for details.

GRM Series / GRM Series / GJM Series / GJM Series / GMA Series / GMA Series / GMD Series / GMD Series / GQM Series / GQM Series / GR3 Series / GR3 Series / GRJ Series / GRJ Series / LLA Series / LLA Series / LLL Series / LLL Series / LLM Series / LLM Series / LLR Series / LLR Series / KRM Series / KRM Series / KR3 Series / KR3 Series / NFM Series / NFM Series / GCH Series / GCH Series / Caution/ Notice

GMD Series High Dielectric Constant Type Bonding Part Number List

0.6×0.3mm

T max.	Rated Voltage	TC Code	Cap.	Tol.	Part Number			
0.33mm	25Vdc	X7R	100pF	±10%	GMD033R71E101KA01#			
			120pF	±10%	GMD033R71E121KA01#			
			150pF	±10%	GMD033R71E151KA01#			
			180pF	±10%	GMD033R71E181KA01#			
			220pF	±10%	GMD033R71E221KA01#			
			270pF	±10%	GMD033R71E271KA01#			
			330pF	±10%	GMD033R71E331KA01#			
			390pF	±10%	GMD033R71E391KA01#			
			470pF	±10%	GMD033R71E471KA01#			
			560pF	±10%	GMD033R71E561KA01#			
			680pF	±10%	GMD033R71E681KA01#			
			820pF	±10%	GMD033R71E821KA01#			
			1000pF	±10%	GMD033R71E102KA01#			
			1200pF	±10%	GMD033R71E122KA01#			
			1500pF	±10%	GMD033R71E152KA01#			
			R	100pF	±10%	GMD033R11E101KA01#		
				120pF	±10%	GMD033R11E121KA01#		
				150pF	±10%	GMD033R11E151KA01#		
				180pF	±10%	GMD033R11E181KA01#		
				220pF	±10%	GMD033R11E221KA01#		
				270pF	±10%	GMD033R11E271KA01#		
		330pF		±10%	GMD033R11E331KA01#			
		390pF		±10%	GMD033R11E391KA01#			
		470pF		±10%	GMD033R11E471KA01#			
		560pF		±10%	GMD033R11E561KA01#			
		680pF		±10%	GMD033R11E681KA01#			
		820pF		±10%	GMD033R11E821KA01#			
		1000pF		±10%	GMD033R11E102KA01#			
		1200pF		±10%	GMD033R11E122KA01#			
		1500pF		±10%	GMD033R11E152KA01#			
		B		100pF	±10%	GMD033B11E101KA01#		
				120pF	±10%	GMD033B11E121KA01#		
				150pF	±10%	GMD033B11E151KA01#		
				180pF	±10%	GMD033B11E181KA01#		
				220pF	±10%	GMD033B11E221KA01#		
				270pF	±10%	GMD033B11E271KA01#		
			330pF	±10%	GMD033B11E331KA01#			
			390pF	±10%	GMD033B11E391KA01#			
			470pF	±10%	GMD033B11E471KA01#			
			560pF	±10%	GMD033B11E561KA01#			
			680pF	±10%	GMD033B11E681KA01#			
			820pF	±10%	GMD033B11E821KA01#			
			1000pF	±10%	GMD033B11E102KA01#			
			1200pF	±10%	GMD033B11E122KA01#			
			1500pF	±10%	GMD033B11E152KA01#			
			16Vdc	X7R	1800pF	±10%	GMD033R71C182KA11#	
					2200pF	±10%	GMD033R71C222KA11#	
					2700pF	±10%	GMD033R71C272KA11#	
					3300pF	±10%	GMD033R71C332KA11#	
					R	1800pF	±10%	GMD033R11C182KA11#
						2200pF	±10%	GMD033R11C222KA11#
		2700pF		±10%		GMD033R11C272KA11#		

T max.	Rated Voltage	TC Code	Cap.	Tol.	Part Number	
0.33mm	16Vdc	R	3300pF	±10%	GMD033R11C332KA11#	
			B	1800pF	±10%	GMD033B31C182KA11#
			2200pF	±10%	GMD033B31C222KA11#	
			2700pF	±10%	GMD033B31C272KA11#	
		3300pF	±10%	GMD033B31C332KA11#		
		10Vdc	X7R	3900pF	±10%	GMD033R71A392KA01#
				4700pF	±10%	GMD033R71A472KA01#
				5600pF	±10%	GMD033R71A562KA01#
				6800pF	±10%	GMD033R71A682KA01#
				8200pF	±10%	GMD033R71A822KA01#
				10000pF	±10%	GMD033R71A103KA01#
				R	3900pF	±10%
	4700pF				±10%	GMD033R11A472KA01#
	5600pF				±10%	GMD033R11A562KA01#
	6800pF				±10%	GMD033R11A682KA01#
	8200pF		±10%		GMD033R11A822KA01#	
	10000pF		±10%		GMD033R11A103KA01#	
	B		3900pF		±10%	GMD033B11A392KA01#
			4700pF		±10%	GMD033B11A472KA01#
			5600pF	±10%	GMD033B11A562KA01#	
			6800pF	±10%	GMD033B11A682KA01#	
			8200pF	±10%	GMD033B11A822KA01#	
			10000pF	±10%	GMD033B11A103KA01#	
		6.3Vdc	X5R	5600pF	±10%	GMD033R60J563KE11#
				6800pF	±10%	GMD033R60J683KE11#
				8200pF	±10%	GMD033R60J823KE11#
				0.10μF	±10%	GMD033R60J104KE11#
	B			5600pF	±10%	GMD033B30J563KE11#
				6800pF	±10%	GMD033B30J683KE11#
		8200pF	±10%	GMD033B30J823KE11#		
		0.10μF	±10%	GMD033B30J104KE11#		

1.0×0.5mm

T max.	Rated Voltage	TC Code	Cap.	Tol.	Part Number	
0.55mm	50Vdc	X7R	220pF	±10%	GMD155R71H221KA01#	
			270pF	±10%	GMD155R71H271KA01#	
			330pF	±10%	GMD155R71H331KA01#	
			390pF	±10%	GMD155R71H391KA01#	
			470pF	±10%	GMD155R71H471KA01#	
			560pF	±10%	GMD155R71H561KA01#	
			680pF	±10%	GMD155R71H681KA01#	
			820pF	±10%	GMD155R71H821KA01#	
			1000pF	±10%	GMD155R71H102KA01#	
			1200pF	±10%	GMD155R71H122KA01#	
			1500pF	±10%	GMD155R71H152KA01#	
			1800pF	±10%	GMD155R71H182KA01#	
			2200pF	±10%	GMD155R71H222KA01#	
			2700pF	±10%	GMD155R71H272KA01#	
			3300pF	±10%	GMD155R71H332KA01#	
			3900pF	±10%	GMD155R71H392KA01#	
			4700pF	±10%	GMD155R71H472KA01#	
			R	220pF	±10%	GMD155R11H221KA01#

Part number # indicates the package specification code.

GRM Series
 GJM Series
 GMA Series
 GMD Series
 GQM Series
 GR3 Series
 GRJ Series
 LLA Series
 LLL Series
 LLLM Series
 LLR Series
 KRM Series
 KR3 Series
 NFM Series
 GCH Series
 Caution/Notice

GMD Series High Dielectric Constant Type Bonding Part Number List

(→ 1.0×0.5mm)

T max.	Rated Voltage	TC Code	Cap.	Tol.	Part Number	
0.55mm	50Vdc	R	270pF	±10%	GMD155R11H271KA01#	
			330pF	±10%	GMD155R11H331KA01#	
			390pF	±10%	GMD155R11H391KA01#	
			470pF	±10%	GMD155R11H471KA01#	
			560pF	±10%	GMD155R11H561KA01#	
			680pF	±10%	GMD155R11H681KA01#	
			820pF	±10%	GMD155R11H821KA01#	
			1000pF	±10%	GMD155R11H102KA01#	
			1200pF	±10%	GMD155R11H122KA01#	
			1500pF	±10%	GMD155R11H152KA01#	
			1800pF	±10%	GMD155R11H182KA01#	
			2200pF	±10%	GMD155R11H222KA01#	
			2700pF	±10%	GMD155R11H272KA01#	
			3300pF	±10%	GMD155R11H332KA01#	
			3900pF	±10%	GMD155R11H392KA01#	
			4700pF	±10%	GMD155R11H472KA01#	
			B	220pF	±10%	GMD155B11H221KA01#
				270pF	±10%	GMD155B11H271KA01#
				330pF	±10%	GMD155B11H331KA01#
				390pF	±10%	GMD155B11H391KA01#
				470pF	±10%	GMD155B11H471KA01#
		560pF		±10%	GMD155B11H561KA01#	
		680pF		±10%	GMD155B11H681KA01#	
		820pF		±10%	GMD155B11H821KA01#	
		1000pF		±10%	GMD155B11H102KA01#	
		1200pF		±10%	GMD155B11H122KA01#	
		1500pF		±10%	GMD155B11H152KA01#	
		1800pF		±10%	GMD155B11H182KA01#	
		2200pF		±10%	GMD155B11H222KA01#	
		2700pF		±10%	GMD155B11H272KA01#	
		3300pF		±10%	GMD155B11H332KA01#	
		3900pF		±10%	GMD155B11H392KA01#	
		4700pF		±10%	GMD155B11H472KA01#	
		X7R		5600pF	±10%	GMD155R71E562KA01#
				6800pF	±10%	GMD155R71E682KA01#
				8200pF	±10%	GMD155R71E822KA01#
				10000pF	±10%	GMD155R71E103KA01#
				12000pF	±10%	GMD155R71E123KA01#
				15000pF	±10%	GMD155R71E153KA01#
				18000pF	±10%	GMD155R71E183KA01#
				22000pF	±10%	GMD155R71E223KA01#
				27000pF	±10%	GMD155R71E273KA11#
			33000pF	±10%	GMD155R71E333KA11#	
			39000pF	±10%	GMD155R71E393KA11#	
			47000pF	±10%	GMD155R71E473KA11#	
			R	5600pF	±10%	GMD155R11E562KA01#
				6800pF	±10%	GMD155R11E682KA01#
8200pF	±10%			GMD155R11E822KA01#		
10000pF	±10%			GMD155R11E103KA01#		
12000pF	±10%			GMD155R11E123KA01#		
15000pF	±10%			GMD155R11E153KA01#		
18000pF	±10%			GMD155R11E183KA01#		
22000pF	±10%			GMD155R11E223KA01#		
27000pF	±10%			GMD155R11E273KA11#		

T max.	Rated Voltage	TC Code	Cap.	Tol.	Part Number		
0.55mm	25Vdc	R	33000pF	±10%	GMD155R11E333KA11#		
			39000pF	±10%	GMD155R11E393KA11#		
			47000pF	±10%	GMD155R11E473KA11#		
			B	5600pF	±10%	GMD155B11E562KA01#	
				6800pF	±10%	GMD155B11E682KA01#	
				8200pF	±10%	GMD155B11E822KA01#	
				10000pF	±10%	GMD155B11E103KA01#	
				12000pF	±10%	GMD155B11E123KA01#	
				15000pF	±10%	GMD155B11E153KA01#	
				18000pF	±10%	GMD155B11E183KA01#	
				22000pF	±10%	GMD155B11E223KA01#	
		27000pF		±10%	GMD155B31E273KA11#		
		33000pF		±10%	GMD155B31E333KA11#		
		39000pF	±10%	GMD155B31E393KA11#			
		47000pF	±10%	GMD155B31E473KA11#			
		16Vdc	X7R	56000pF	±10%	GMD155R71C563KA11#	
				68000pF	±10%	GMD155R71C683KA11#	
				82000pF	±10%	GMD155R71C823KA11#	
				0.10μF	±10%	GMD155R71C104KA11#	
				R	56000pF	±10%	GMD155R11C563KA11#
					68000pF	±10%	GMD155R11C683KA11#
	82000pF		±10%		GMD155R11C823KA11#		
	B		56000pF	±10%	GMD155B31C563KA11#		
			68000pF	±10%	GMD155B31C683KA11#		
			82000pF	±10%	GMD155B31C823KA11#		
			0.10μF	±10%	GMD155B31C104KA11#		
			10Vdc	X5R	0.12μF	±10%	GMD155R61A124KE12#
					0.15μF	±10%	GMD155R61A154KE12#
	0.18μF				±10%	GMD155R61A184KE12#	
	0.22μF				±10%	GMD155R61A224KE12#	
	0.27μF	±10%			GMD155R61A274KE11# D1		
	0.33μF	±10%			GMD155R61A334KE11# D1		
	0.39μF	±10%			GMD155R61A394KE11# D1		
	0.47μF	±10%			GMD155R61A474KE11# D1		
	B	0.12μF			±10%	GMD155B31A124KE12#	
		0.15μF	±10%	GMD155B31A154KE12#			
		0.18μF	±10%	GMD155B31A184KE12#			
		0.22μF	±10%	GMD155B31A224KE12#			
		0.27μF	±10%	GMD155B31A274KE11# D1			
		0.33μF	±10%	GMD155B31A334KE11# D1			
	0.39μF	±10%	GMD155B31A394KE11# D1				
	0.47μF	±10%	GMD155B31A474KE11# D1				

Part number # indicates the package specification code.

High Q Monolithic Ceramic Capacitor for High frequency and High power

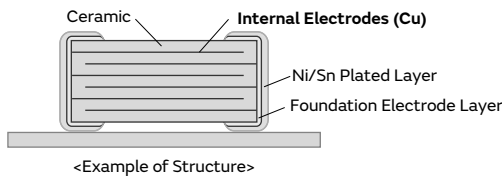


High Frequency Capacitor Ideal for PA Design of Base Stations

Features

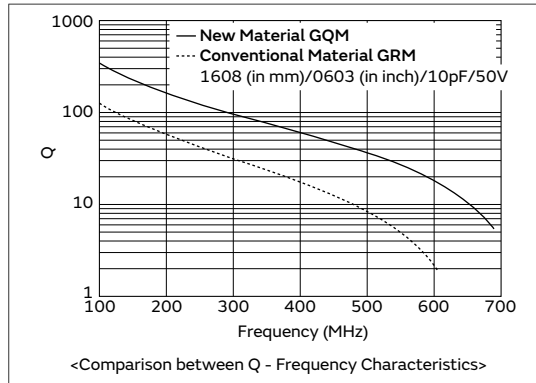
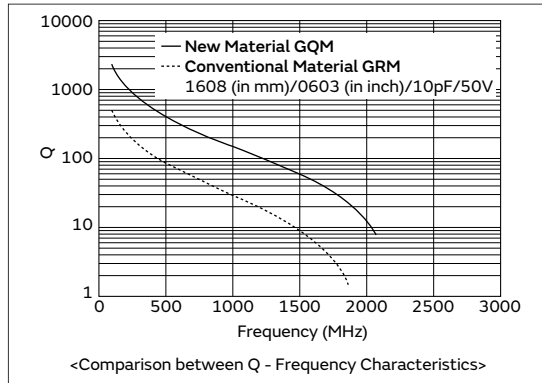
- 1 **Mainly ideal for base stations of mobile communication devices and temperature compensation of related modules.**

This product is ideal for temperature compensation of high frequency circuits, such as resonant circuits, tuning circuits, and impedance matching circuits where the operating characteristics of the device are greatly affected by the capacitance fluctuation.



- 2 **High Q and low ESR in VHF, UHF and microwave frequency bands.**

High Q and low ESR were achieved at a high frequency by adopting ceramic material as the dielectric material which enables an extremely low loss at high frequency, and base metal electrodes as the internal electrodes.



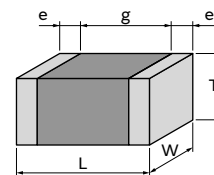
- 3 **Can be used for tight tolerance.**

In addition to standard tolerance, the allowable range of this product is also suitable for the following narrow tolerance.

Capacitance Range	Standard Capacitance Tolerance (Capacitance Tolerance Symbol)	Narrow Capacitance Tolerance (Capacitance Tolerance Symbol)
to 0.9pF	±0.1pF (B)	±0.05pF (W)
1.0 to 5.0pF	±0.25pF (C)	±0.05pF (W), ±0.1pF (B)
5.1 to 9.9pF	±0.5pF (D)	±0.05pF (W), ±0.1pF (B), ±0.25pF (C)
10pF to	±5% (J)	±2% (G)

Specifications

Size (mm)	1.0×0.5mm to 2.8×2.8mm
Rated Voltage	50Vdc to 500Vdc
Capacitance	0.10pF to 200pF
Main Applications	Measuring instruments, other ultra compact/thin devices



<Dimensions>

This catalog contains only a portion of the product lineup.
 Please refer to the capacitor search tool on the Murata Web site for details.

GQM Series Temperature Compensating Type High Q Part Number List

1.0×0.5mm

T max.	Rated Voltage	TC Code	Cap.	Tol.	Part Number
0.55mm	200Vdc	COG	0.10pF	±0.1pF	GQM1555C2DR10BB01#
				±0.25pF	GQM1555C2DR10CB01#
			0.20pF	±0.1pF	GQM1555C2DR20BB01#
				±0.25pF	GQM1555C2DR20CB01#
			0.30pF	±0.1pF	GQM1555C2DR30BB01#
				±0.25pF	GQM1555C2DR30CB01#
			0.40pF	±0.1pF	GQM1555C2DR40BB01#
				±0.25pF	GQM1555C2DR40CB01#
			0.50pF	±0.1pF	GQM1555C2DR50BB01#
				±0.25pF	GQM1555C2DR50CB01#
			0.60pF	±0.1pF	GQM1555C2DR60BB01#
				±0.25pF	GQM1555C2DR60CB01#
			0.70pF	±0.1pF	GQM1555C2DR70BB01#
				±0.25pF	GQM1555C2DR70CB01#
			0.75pF	±0.1pF	GQM1555C2DR75BB01#
				±0.25pF	GQM1555C2DR75CB01#
			0.80pF	±0.1pF	GQM1555C2DR80BB01#
				±0.25pF	GQM1555C2DR80CB01#
			0.90pF	±0.1pF	GQM1555C2DR90BB01#
				±0.25pF	GQM1555C2DR90CB01#
			1.0pF	±0.1pF	GQM1555C2D1R0BB01#
				±0.25pF	GQM1555C2D1R0CB01#
			1.1pF	±0.1pF	GQM1555C2D1R1BB01#
				±0.25pF	GQM1555C2D1R1CB01#
			1.2pF	±0.1pF	GQM1555C2D1R2BB01#
				±0.25pF	GQM1555C2D1R2CB01#
			1.3pF	±0.1pF	GQM1555C2D1R3BB01#
				±0.25pF	GQM1555C2D1R3CB01#
			1.5pF	±0.1pF	GQM1555C2D1R5BB01#
				±0.25pF	GQM1555C2D1R5CB01#
			1.6pF	±0.1pF	GQM1555C2D1R6BB01#
				±0.25pF	GQM1555C2D1R6CB01#
			1.8pF	±0.1pF	GQM1555C2D1R8BB01#
				±0.25pF	GQM1555C2D1R8CB01#
			2.0pF	±0.1pF	GQM1555C2D2R0BB01#
				±0.25pF	GQM1555C2D2R0CB01#
			2.2pF	±0.1pF	GQM1555C2D2R2BB01#
				±0.25pF	GQM1555C2D2R2CB01#
			2.4pF	±0.1pF	GQM1555C2D2R4BB01#
				±0.25pF	GQM1555C2D2R4CB01#
			2.7pF	±0.1pF	GQM1555C2D2R7BB01#
				±0.25pF	GQM1555C2D2R7CB01#
			3.0pF	±0.1pF	GQM1555C2D3R0BB01#
				±0.25pF	GQM1555C2D3R0CB01#
			3.3pF	±0.1pF	GQM1555C2D3R3BB01#
				±0.25pF	GQM1555C2D3R3CB01#
			3.6pF	±0.1pF	GQM1555C2D3R6BB01#
				±0.25pF	GQM1555C2D3R6CB01#
3.9pF	±0.1pF	GQM1555C2D3R9BB01#			
	±0.25pF	GQM1555C2D3R9CB01#			
4.0pF	±0.1pF	GQM1555C2D4R0BB01#			
	±0.25pF	GQM1555C2D4R0CB01#			
4.3pF	±0.1pF	GQM1555C2D4R3BB01#			
	±0.25pF	GQM1555C2D4R3CB01#			

T max.	Rated Voltage	TC Code	Cap.	Tol.	Part Number
0.55mm	200Vdc	COG	4.7pF	±0.1pF	GQM1555C2D4R7BB01#
				±0.25pF	GQM1555C2D4R7CB01#
			5.0pF	±0.1pF	GQM1555C2D5R0BB01#
				±0.25pF	GQM1555C2D5R0CB01#
			5.1pF	±0.1pF	GQM1555C2D5R1BB01#
				±0.25pF	GQM1555C2D5R1CB01#
			5.6pF	±0.1pF	GQM1555C2D5R6BB01#
				±0.25pF	GQM1555C2D5R6CB01#
			6.0pF	±0.1pF	GQM1555C2D6R0BB01#
				±0.25pF	GQM1555C2D6R0CB01#
			6.2pF	±0.1pF	GQM1555C2D6R2BB01#
				±0.25pF	GQM1555C2D6R2CB01#
			6.8pF	±0.1pF	GQM1555C2D6R8BB01#
				±0.25pF	GQM1555C2D6R8CB01#
			7.0pF	±0.1pF	GQM1555C2D7R0BB01#
				±0.25pF	GQM1555C2D7R0CB01#
			7.5pF	±0.1pF	GQM1555C2D7R5BB01#
				±0.25pF	GQM1555C2D7R5CB01#
			8.0pF	±0.1pF	GQM1555C2D8R0BB01#
				±0.25pF	GQM1555C2D8R0CB01#
			8.2pF	±0.1pF	GQM1555C2D8R2BB01#
				±0.25pF	GQM1555C2D8R2CB01#
			9.0pF	±0.1pF	GQM1555C2D9R0BB01#
				±0.25pF	GQM1555C2D9R0CB01#
	9.1pF		±0.1pF	GQM1555C2D9R1BB01#	
			±0.25pF	GQM1555C2D9R1CB01#	
	10pF		±2%	GQM1555C2D100GB01#	
			±5%	GQM1555C2D100JB01#	
	11pF		±2%	GQM1555C2D110GB01#	
			±5%	GQM1555C2D110JB01#	
	12pF		±2%	GQM1555C2D120GB01#	
			±5%	GQM1555C2D120JB01#	
	13pF		±2%	GQM1555C2D130GB01#	
			±5%	GQM1555C2D130JB01#	
	15pF		±2%	GQM1555C2D150GB01#	
			±5%	GQM1555C2D150JB01#	
	16pF		±2%	GQM1555C2D160GB01#	
			±5%	GQM1555C2D160JB01#	
	18pF		±2%	GQM1555C2D180GB01#	
			±5%	GQM1555C2D180JB01#	
	20pF		±2%	GQM1555C2D200GB01#	
±5%		GQM1555C2D200JB01#			
22pF	±2%	GQM1555C2D220GB01#			
	±5%	GQM1555C2D220JB01#			
24pF	±2%	GQM1555C2D240GB01#			
	±5%	GQM1555C2D240JB01#			
27pF	±2%	GQM1555C2D270GB01#			
	±5%	GQM1555C2D270JB01#			
30pF	±2%	GQM1555C2D300GB01#			
	±5%	GQM1555C2D300JB01#			
33pF	±2%	GQM1555C2D330GB01#			
	±5%	GQM1555C2D330JB01#			
100Vdc	COG		36pF	±2%	GQM1555C2A360GB01#
				±5%	GQM1555C2A360JB01#

Part number # indicates the package specification code.

GQM Series Temperature Compensating Type High Q Part Number List

(→ 1.0×0.5mm)

T max.	Rated Voltage	TC Code	Cap.	Tol.	Part Number
0.55mm	100Vdc	COG	39pF	±2%	GQM1555C2A390GB01#
				±5%	GQM1555C2A390JB01#
			43pF	±2%	GQM1555C2A430GB01#
				±5%	GQM1555C2A430JB01#
			47pF	±2%	GQM1555C2A470GB01#
				±5%	GQM1555C2A470JB01#

1.6×0.8mm

T max.	Rated Voltage	TC Code	Cap.	Tol.	Part Number
0.8mm	250Vdc	COG	1.0pF	±0.1pF	GQM1875C2E1R0BB12#
				±0.25pF	GQM1875C2E1R0CB12#
			1.1pF	±0.1pF	GQM1875C2E1R1BB12#
				±0.25pF	GQM1875C2E1R1CB12#
			1.2pF	±0.1pF	GQM1875C2E1R2BB12#
				±0.25pF	GQM1875C2E1R2CB12#
			1.3pF	±0.1pF	GQM1875C2E1R3BB12#
				±0.25pF	GQM1875C2E1R3CB12#
			1.5pF	±0.1pF	GQM1875C2E1R5BB12#
				±0.25pF	GQM1875C2E1R5CB12#
			1.6pF	±0.1pF	GQM1875C2E1R6BB12#
				±0.25pF	GQM1875C2E1R6CB12#
			1.8pF	±0.1pF	GQM1875C2E1R8BB12#
				±0.25pF	GQM1875C2E1R8CB12#
			2.0pF	±0.1pF	GQM1875C2E2R0BB12#
				±0.25pF	GQM1875C2E2R0CB12#
			2.2pF	±0.1pF	GQM1875C2E2R2BB12#
				±0.25pF	GQM1875C2E2R2CB12#
			2.4pF	±0.1pF	GQM1875C2E2R4BB12#
				±0.25pF	GQM1875C2E2R4CB12#
			2.7pF	±0.1pF	GQM1875C2E2R7BB12#
				±0.25pF	GQM1875C2E2R7CB12#
			3.0pF	±0.1pF	GQM1875C2E3R0BB12#
				±0.25pF	GQM1875C2E3R0CB12#
			3.3pF	±0.1pF	GQM1875C2E3R3BB12#
				±0.25pF	GQM1875C2E3R3CB12#
			3.6pF	±0.1pF	GQM1875C2E3R6BB12#
				±0.25pF	GQM1875C2E3R6CB12#
			3.9pF	±0.1pF	GQM1875C2E3R9BB12#
				±0.25pF	GQM1875C2E3R9CB12#
			4.0pF	±0.1pF	GQM1875C2E4R0BB12#
				±0.25pF	GQM1875C2E4R0CB12#
			4.3pF	±0.1pF	GQM1875C2E4R3BB12#
				±0.25pF	GQM1875C2E4R3CB12#
			4.7pF	±0.1pF	GQM1875C2E4R7BB12#
				±0.25pF	GQM1875C2E4R7CB12#
			5.0pF	±0.1pF	GQM1875C2E5R0BB12#
				±0.25pF	GQM1875C2E5R0CB12#
			5.1pF	±0.25pF	GQM1875C2E5R1CB12#
				±0.5pF	GQM1875C2E5R1DB12#
			5.6pF	±0.25pF	GQM1875C2E5R6CB12#
				±0.5pF	GQM1875C2E5R6DB12#
			6.0pF	±0.25pF	GQM1875C2E6R0CB12#

T max.	Rated Voltage	TC Code	Cap.	Tol.	Part Number
0.8mm	250Vdc	COG	6.0pF	±0.5pF	GQM1875C2E6R0DB12#
				±0.25pF	GQM1875C2E6R2CB12#
			6.2pF	±0.5pF	GQM1875C2E6R2DB12#
				±0.25pF	GQM1875C2E6R8CB12#
			6.8pF	±0.25pF	GQM1875C2E6R8CB12#
				±0.5pF	GQM1875C2E6R8DB12#
			7.0pF	±0.25pF	GQM1875C2E7R0CB12#
				±0.5pF	GQM1875C2E7R0DB12#
			7.5pF	±0.25pF	GQM1875C2E7R5CB12#
				±0.5pF	GQM1875C2E7R5DB12#
			8.0pF	±0.25pF	GQM1875C2E8R0CB12#
				±0.5pF	GQM1875C2E8R0DB12#
			8.2pF	±0.25pF	GQM1875C2E8R2CB12#
				±0.5pF	GQM1875C2E8R2DB12#
			9.0pF	±0.25pF	GQM1875C2E9R0CB12#
				±0.5pF	GQM1875C2E9R0DB12#
			9.1pF	±0.25pF	GQM1875C2E9R1CB12#
				±0.5pF	GQM1875C2E9R1DB12#
			10pF	±2%	GQM1875C2E100GB12#
				±5%	GQM1875C2E100JB12#
			11pF	±2%	GQM1875C2E110GB12#
				±5%	GQM1875C2E110JB12#
			12pF	±2%	GQM1875C2E120GB12#
				±5%	GQM1875C2E120JB12#
			13pF	±2%	GQM1875C2E130GB12#
				±5%	GQM1875C2E130JB12#
			15pF	±2%	GQM1875C2E150GB12#
				±5%	GQM1875C2E150JB12#
			16pF	±2%	GQM1875C2E160GB12#
				±5%	GQM1875C2E160JB12#
18pF	±2%	GQM1875C2E180GB12#			
	±5%	GQM1875C2E180JB12#			
20pF	±2%	GQM1875C2E200GB12#			
	±5%	GQM1875C2E200JB12#			
22pF	±2%	GQM1875C2E220GB12#			
	±5%	GQM1875C2E220JB12#			
24pF	±2%	GQM1875C2E240GB12#			
	±5%	GQM1875C2E240JB12#			
27pF	±2%	GQM1875C2E270GB12#			
	±5%	GQM1875C2E270JB12#			
30pF	±2%	GQM1875C2E300GB12#			
	±5%	GQM1875C2E300JB12#			
33pF	±2%	GQM1875C2E330GB12#			
	±5%	GQM1875C2E330JB12#			
36pF	±2%	GQM1875C2E360GB12#			
	±5%	GQM1875C2E360JB12#			
39pF	±2%	GQM1875C2E390GB12#			
	±5%	GQM1875C2E390JB12#			
43pF	±2%	GQM1875C2E430GB12#			
	±5%	GQM1875C2E430JB12#			
47pF	±2%	GQM1875C2E470GB12#			
	±5%	GQM1875C2E470JB12#			
0.9mm	100Vdc	COG	1.0pF	±0.1pF	GQM1885C2A1R0BB01#
				±0.25pF	GQM1885C2A1R0CB01#
			1.1pF	±0.1pF	GQM1885C2A1R1BB01#

Part number # indicates the package specification code.

GRM Series
 GJM Series
 GMA Series
 GMD Series
 GQM Series
 GR3 Series
 GRJ Series
 LLA Series
 LLL Series
 LLL Series
 LLL Series
 LLL Series
 KRM Series
 KR3 Series
 NFM Series
 GCH Series
 ⚠Caution/Notice

GQM Series Temperature Compensating Type High Q Part Number List

(→ 1.6×0.8mm)

T max.	Rated Voltage	TC Code	Cap.	Tol.	Part Number	T max.	Rated Voltage	TC Code	Cap.	Tol.	Part Number					
0.9mm	100Vdc	COG	1.1pF	±0.25pF	GQM1885C2A1R1CB01#	0.9mm	100Vdc	CK	1.5pF	±0.25pF	GQM1884C2A1R5CB01#					
			1.2pF	±0.1pF	GQM1885C2A1R2BB01#				1.6pF	±0.1pF	GQM1884C2A1R6BB01#					
				±0.25pF	GQM1885C2A1R2CB01#					±0.25pF	GQM1884C2A1R6CB01#					
			1.3pF	±0.1pF	GQM1885C2A1R3BB01#				1.8pF	±0.1pF	GQM1884C2A1R8BB01#					
				±0.25pF	GQM1885C2A1R3CB01#					±0.25pF	GQM1884C2A1R8CB01#					
			1.5pF	±0.1pF	GQM1885C2A1R5BB01#				2.0pF	±0.1pF	GQM1884C2A2R0BB01#					
				±0.25pF	GQM1885C2A1R5CB01#					±0.25pF	GQM1884C2A2R0CB01#					
			1.6pF	±0.1pF	GQM1885C2A1R6BB01#				2.2pF	±0.1pF	GQM1883C2A2R2BB01#					
				±0.25pF	GQM1885C2A1R6CB01#						±0.25pF	GQM1883C2A2R2CB01#				
			1.8pF	±0.1pF	GQM1885C2A1R8BB01#				2.4pF	±0.1pF	GQM1883C2A2R4BB01#					
				±0.25pF	GQM1885C2A1R8CB01#					±0.25pF	GQM1883C2A2R4CB01#					
			2.0pF	±0.1pF	GQM1885C2A2R0BB01#				2.7pF	±0.1pF	GQM1883C2A2R7BB01#					
				±0.25pF	GQM1885C2A2R0CB01#						±0.25pF	GQM1883C2A2R7CB01#				
			2.2pF	±0.1pF	GQM1885C2A2R2BB01#				3.0pF	±0.1pF	GQM1883C2A3R0BB01#					
				±0.25pF	GQM1885C2A2R2CB01#					±0.25pF	GQM1883C2A3R0CB01#					
			2.4pF	±0.1pF	GQM1885C2A2R4BB01#				3.3pF	±0.1pF	GQM1883C2A3R3BB01#					
				±0.25pF	GQM1885C2A2R4CB01#					±0.25pF	GQM1883C2A3R3CB01#					
			2.7pF	±0.1pF	GQM1885C2A2R7BB01#				3.6pF	±0.1pF	GQM1883C2A3R6BB01#					
				±0.25pF	GQM1885C2A2R7CB01#					±0.25pF	GQM1883C2A3R6CB01#					
			3.0pF	±0.1pF	GQM1885C2A3R0BB01#				3.9pF	±0.1pF	GQM1883C2A3R9BB01#					
				±0.25pF	GQM1885C2A3R0CB01#						±0.25pF	GQM1883C2A3R9CB01#				
			3.3pF	±0.1pF	GQM1885C2A3R3BB01#				4.0pF	±0.1pF	GQM1882C2A4R0BB01#					
				±0.25pF	GQM1885C2A3R3CB01#						±0.25pF	GQM1882C2A4R0CB01#				
			3.6pF	±0.1pF	GQM1885C2A3R6BB01#				4.3pF	±0.1pF	GQM1882C2A4R3BB01#					
				±0.25pF	GQM1885C2A3R6CB01#					±0.25pF	GQM1882C2A4R3CB01#					
			3.9pF	±0.1pF	GQM1885C2A3R9BB01#				4.7pF	±0.1pF	GQM1882C2A4R7BB01#					
				±0.25pF	GQM1885C2A3R9CB01#					±0.25pF	GQM1882C2A4R7CB01#					
			4.0pF	±0.1pF	GQM1885C2A4R0BB01#				5.0pF	±0.1pF	GQM1882C2A5R0BB01#					
				±0.25pF	GQM1885C2A4R0CB01#						±0.25pF	GQM1882C2A5R0CB01#				
			4.3pF	±0.1pF	GQM1885C2A4R3BB01#				5.1pF	±0.25pF	GQM1882C2A5R1CB01#					
				±0.25pF	GQM1885C2A4R3CB01#					±0.5pF	GQM1882C2A5R1DB01#					
			4.7pF	±0.1pF	GQM1885C2A4R7BB01#				5.6pF	±0.25pF	GQM1882C2A5R6CB01#					
				±0.25pF	GQM1885C2A4R7CB01#						±0.5pF	GQM1882C2A5R6DB01#				
			5.0pF	±0.1pF	GQM1885C2A5R0BB01#				6.0pF	±0.25pF	GQM1882C2A6R0CB01#					
				±0.25pF	GQM1885C2A5R0CB01#					±0.5pF	GQM1882C2A6R0DB01#					
			5.1pF	±0.25pF	GQM1885C2A5R1CB01#				6.2pF	±0.25pF	GQM1882C2A6R2CB01#					
				±0.5pF	GQM1885C2A5R1DB01#						±0.5pF	GQM1882C2A6R2DB01#				
			5.6pF	±0.25pF	GQM1885C2A5R6CB01#				6.8pF	±0.25pF	GQM1882C2A6R8CB01#					
				±0.5pF	GQM1885C2A5R6DB01#						±0.5pF	GQM1882C2A6R8DB01#				
			6.0pF	±0.25pF	GQM1885C2A6R0CB01#				7.0pF	±0.25pF	GQM1885C1H7R0CB01#					
				±0.5pF	GQM1885C2A6R0DB01#						±0.5pF	GQM1885C1H7R0DB01#				
			6.2pF	±0.25pF	GQM1885C2A6R2CB01#				7.5pF	±0.25pF	GQM1885C1H7R5CB01#					
				±0.5pF	GQM1885C2A6R2DB01#					±0.5pF	GQM1885C1H7R5DB01#					
			6.8pF	±0.25pF	GQM1885C2A6R8CB01#				8.0pF	±0.25pF	GQM1885C1H8R0CB01#					
				±0.5pF	GQM1885C2A6R8DB01#						±0.5pF	GQM1885C1H8R0DB01#				
			0.9mm	100Vdc	CK				1.0pF	±0.1pF	GQM1884C2A1R0BB01#	50Vdc	COG	8.2pF	±0.25pF	GQM1885C1H8R2CB01#
										±0.25pF	GQM1884C2A1R0CB01#				±0.5pF	GQM1885C1H8R2DB01#
									1.1pF	±0.1pF	GQM1884C2A1R1BB01#			9.0pF	±0.25pF	GQM1885C1H9R0CB01#
										±0.25pF	GQM1884C2A1R1CB01#					±0.5pF
									1.2pF	±0.1pF	GQM1884C2A1R2BB01#			9.1pF	±0.25pF	GQM1885C1H9R1CB01#
										±0.25pF	GQM1884C2A1R2CB01#					±0.5pF
									1.3pF	±0.1pF	GQM1884C2A1R3BB01#			10pF	±2%	GQM1885C1H100GB01#
										±0.25pF	GQM1884C2A1R3CB01#					±5%
									1.5pF	±0.1pF	GQM1884C2A1R5BB01#			11pF	±2%	GQM1885C1H110GB01#

Part number # indicates the package specification code.

GQM Series Temperature Compensating Type High Q Part Number List

(→ 1.6×0.8mm)

T max.	Rated Voltage	TC Code	Cap.	Tol.	Part Number	T max.	Rated Voltage	TC Code	Cap.	Tol.	Part Number
0.9mm	50Vdc	COG	11pF	±5%	GQM1885C1H110JB01#	0.9mm	50Vdc	CH	8.2pF	±0.5pF	GQM1882C1H8R2DB01#
				±2%	GQM1885C1H120GB01#					9.0pF	±0.25pF
			±5%	GQM1885C1H120JB01#	±0.5pF				GQM1882C1H9R0DB01#		
			13pF	±2%	GQM1885C1H130GB01#				9.1pF	±0.25pF	GQM1882C1H9R1CB01#
				±5%	GQM1885C1H130JB01#					±0.5pF	GQM1882C1H9R1DB01#
			15pF	±2%	GQM1885C1H150GB01#				10pF	±2%	GQM1882C1H100GB01#
				±5%	GQM1885C1H150JB01#					±5%	GQM1882C1H100JB01#
			16pF	±2%	GQM1885C1H160GB01#				11pF	±2%	GQM1882C1H110GB01#
				±5%	GQM1885C1H160JB01#					±5%	GQM1882C1H110JB01#
			18pF	±2%	GQM1885C1H180GB01#				12pF	±2%	GQM1882C1H120GB01#
				±5%	GQM1885C1H180JB01#					±5%	GQM1882C1H120JB01#
			20pF	±2%	GQM1885C1H200GB01#				13pF	±2%	GQM1882C1H130GB01#
				±5%	GQM1885C1H200JB01#					±5%	GQM1882C1H130JB01#
			22pF	±2%	GQM1885C1H220GB01#				15pF	±2%	GQM1882C1H150GB01#
				±5%	GQM1885C1H220JB01#					±5%	GQM1882C1H150JB01#
			24pF	±2%	GQM1885C1H240GB01#				16pF	±2%	GQM1882C1H160GB01#
				±5%	GQM1885C1H240JB01#					±5%	GQM1882C1H160JB01#
			27pF	±2%	GQM1885C1H270GB01#				18pF	±2%	GQM1882C1H180GB01#
				±5%	GQM1885C1H270JB01#					±5%	GQM1882C1H180JB01#
			30pF	±2%	GQM1885C1H300GB01#				20pF	±2%	GQM1882C1H200GB01#
				±5%	GQM1885C1H300JB01#					±5%	GQM1882C1H200JB01#
			33pF	±2%	GQM1885C1H330GB01#				22pF	±2%	GQM1882C1H220GB01#
				±5%	GQM1885C1H330JB01#					±5%	GQM1882C1H220JB01#
			36pF	±2%	GQM1885C1H360GB01#				24pF	±2%	GQM1882C1H240GB01#
				±5%	GQM1885C1H360JB01#					±5%	GQM1882C1H240JB01#
			39pF	±2%	GQM1885C1H390GB01#				27pF	±2%	GQM1882C1H270GB01#
				±5%	GQM1885C1H390JB01#					±5%	GQM1882C1H270JB01#
			43pF	±2%	GQM1885C1H430GB01#				30pF	±2%	GQM1882C1H300GB01#
				±5%	GQM1885C1H430JB01#					±5%	GQM1882C1H300JB01#
			47pF	±2%	GQM1885C1H470GB01#				33pF	±2%	GQM1882C1H330GB01#
				±5%	GQM1885C1H470JB01#					±5%	GQM1882C1H330JB01#
			51pF	±2%	GQM1885C1H510GB01#				36pF	±2%	GQM1882C1H360GB01#
				±5%	GQM1885C1H510JB01#					±5%	GQM1882C1H360JB01#
			56pF	±2%	GQM1885C1H560GB01#				39pF	±2%	GQM1882C1H390GB01#
				±5%	GQM1885C1H560JB01#					±5%	GQM1882C1H390JB01#
			62pF	±2%	GQM1885C1H620GB01#				43pF	±2%	GQM1882C1H430GB01#
				±5%	GQM1885C1H620JB01#					±5%	GQM1882C1H430JB01#
			68pF	±2%	GQM1885C1H680GB01#				47pF	±2%	GQM1882C1H470GB01#
				±5%	GQM1885C1H680JB01#					±5%	GQM1882C1H470JB01#
			75pF	±2%	GQM1885C1H750GB01#				51pF	±2%	GQM1882C1H510GB01#
				±5%	GQM1885C1H750JB01#					±5%	GQM1882C1H510JB01#
			82pF	±2%	GQM1885C1H820GB01#				56pF	±2%	GQM1882C1H560GB01#
				±5%	GQM1885C1H820JB01#					±5%	GQM1882C1H560JB01#
			91pF	±2%	GQM1885C1H910GB01#				62pF	±2%	GQM1882C1H620GB01#
				±5%	GQM1885C1H910JB01#					±5%	GQM1882C1H620JB01#
			100pF	±2%	GQM1885C1H101GB01#				68pF	±2%	GQM1882C1H680GB01#
				±5%	GQM1885C1H101JB01#					±5%	GQM1882C1H680JB01#
			CH	7.0pF	±0.25pF				GQM1882C1H7R0CB01#	75pF	±2%
±0.5pF	GQM1882C1H7R0DB01#	±5%			GQM1882C1H750JB01#						
7.5pF	±0.25pF	GQM1882C1H7R5CB01#		82pF	±2%	GQM1882C1H820GB01#					
	±0.5pF	GQM1882C1H7R5DB01#			±5%	GQM1882C1H820JB01#					
8.0pF	±0.25pF	GQM1882C1H8R0CB01#		91pF	±2%	GQM1882C1H910GB01#					
	±0.5pF	GQM1882C1H8R0DB01#			±5%	GQM1882C1H910JB01#					
8.2pF	±0.25pF	GQM1882C1H8R2CB01#		100pF	±2%	GQM1882C1H101GB01#					

Part number # indicates the package specification code.

GRM Series
 GJM Series
 GMA Series
 GMD Series
 GQM Series
 GR3 Series
 GRJ Series
 LLA Series
 LLL Series
 LLM Series
 LLR Series
 KRM Series
 KR3 Series
 NFM Series
 GCH Series
 Caution/Notice

GQM Series Temperature Compensating Type High Q Part Number List

(→ 1.6×0.8mm)

T max.	Rated Voltage	TC Code	Cap.	Tol.	Part Number
0.9mm	50Vdc	CH	100pF	±5%	GQM1882C1H101JB01#

T max.	Rated Voltage	TC Code	Cap.	Tol.	Part Number
0.95mm	100Vdc	COG	7.0pF	±0.25pF	GQM2195C2A7R0CB01#
				±0.5pF	GQM2195C2A7R0DB01#
			7.5pF	±0.25pF	GQM2195C2A7R5CB01#
				±0.5pF	GQM2195C2A7R5DB01#
			8.0pF	±0.25pF	GQM2195C2A8R0CB01#
				±0.5pF	GQM2195C2A8R0DB01#
			8.2pF	±0.25pF	GQM2195C2A8R2CB01#
				±0.5pF	GQM2195C2A8R2DB01#
			9.0pF	±0.25pF	GQM2195C2A9R0CB01#
				±0.5pF	GQM2195C2A9R0DB01#
			9.1pF	±0.25pF	GQM2195C2A9R1CB01#
				±0.5pF	GQM2195C2A9R1DB01#
			10pF	±2%	GQM2195C2A100GB01#
				±5%	GQM2195C2A100JB01#
			11pF	±2%	GQM2195C2A110GB01#
				±5%	GQM2195C2A110JB01#
			12pF	±2%	GQM2195C2A120GB01#
				±5%	GQM2195C2A120JB01#
			13pF	±2%	GQM2195C2A130GB01#
				±5%	GQM2195C2A130JB01#
			15pF	±2%	GQM2195C2A150GB01#
				±5%	GQM2195C2A150JB01#
			16pF	±2%	GQM2195C2A160GB01#
				±5%	GQM2195C2A160JB01#
18pF	±2%	GQM2195C2A180GB01#			
	±5%	GQM2195C2A180JB01#			
CK	1.0pF	±0.1pF	GQM2194C2A1R0BB01#		
		±0.25pF	GQM2194C2A1R0CB01#		
	1.1pF	±0.1pF	GQM2194C2A1R1BB01#		
		±0.25pF	GQM2194C2A1R1CB01#		
	1.2pF	±0.1pF	GQM2194C2A1R2BB01#		
		±0.25pF	GQM2194C2A1R2CB01#		
1.3pF	±0.1pF	GQM2194C2A1R3BB01#			
	±0.25pF	GQM2194C2A1R3CB01#			
1.5pF	±0.1pF	GQM2194C2A1R5BB01#			
	±0.25pF	GQM2194C2A1R5CB01#			
1.6pF	±0.1pF	GQM2194C2A1R6BB01#			
	±0.25pF	GQM2194C2A1R6CB01#			
1.8pF	±0.1pF	GQM2194C2A1R8BB01#			
	±0.25pF	GQM2194C2A1R8CB01#			
2.0pF	±0.1pF	GQM2194C2A2R0BB01#			
	±0.25pF	GQM2194C2A2R0CB01#			
2.2pF	±0.1pF	GQM2194C2A2R2BB01#			
	±0.25pF	GQM2194C2A2R2CB01#			
2.4pF	±0.1pF	GQM2194C2A2R4BB01#			
	±0.25pF	GQM2194C2A2R4CB01#			
2.7pF	±0.1pF	GQM2194C2A2R7BB01#			
	±0.25pF	GQM2194C2A2R7CB01#			
3.0pF	±0.1pF	GQM2194C2A3R0BB01#			
	±0.25pF	GQM2194C2A3R0CB01#			
3.3pF	±0.1pF	GQM2194C2A3R3BB01#			
	±0.25pF	GQM2194C2A3R3CB01#			
3.6pF	±0.1pF	GQM2194C2A3R6BB01#			
	±0.25pF	GQM2194C2A3R6CB01#			
3.9pF	±0.1pF	GQM2194C2A3R9BB01#			
	±0.25pF	GQM2194C2A3R9CB01#			
4.0pF	±0.1pF	GQM2194C2A4R0BB01#			
	±0.25pF	GQM2194C2A4R0CB01#			
4.3pF	±0.1pF	GQM2194C2A4R3BB01#			
	±0.25pF	GQM2194C2A4R3CB01#			
4.7pF	±0.1pF	GQM2194C2A4R7BB01#			
	±0.25pF	GQM2194C2A4R7CB01#			
5.0pF	±0.1pF	GQM2194C2A5R0BB01#			
	±0.25pF	GQM2194C2A5R0CB01#			
5.1pF	±0.25pF	GQM2194C2A5R1CB01#			
	±0.5pF	GQM2194C2A5R1DB01#			
5.6pF	±0.25pF	GQM2194C2A5R6CB01#			
	±0.5pF	GQM2194C2A5R6DB01#			
6.0pF	±0.25pF	GQM2194C2A6R0CB01#			
	±0.5pF	GQM2194C2A6R0DB01#			
6.2pF	±0.25pF	GQM2194C2A6R2CB01#			
	±0.5pF	GQM2194C2A6R2DB01#			
6.8pF	±0.25pF	GQM2194C2A6R8CB01#			
	±0.5pF	GQM2194C2A6R8DB01#			
CJ	2.2pF	±0.1pF	GQM2193C2A2R2BB01#		
		±0.25pF	GQM2193C2A2R2CB01#		
	2.4pF	±0.1pF	GQM2193C2A2R4BB01#		
		±0.25pF	GQM2193C2A2R4CB01#		
	2.7pF	±0.1pF	GQM2193C2A2R7BB01#		
		±0.25pF	GQM2193C2A2R7CB01#		
	3.0pF	±0.1pF	GQM2193C2A3R0BB01#		
		±0.25pF	GQM2193C2A3R0CB01#		
	3.3pF	±0.1pF	GQM2193C2A3R3BB01#		
		±0.25pF	GQM2193C2A3R3CB01#		
	3.6pF	±0.1pF	GQM2193C2A3R6BB01#		
		±0.25pF	GQM2193C2A3R6CB01#		

2.0×1.25mm

T max.	Rated Voltage	TC Code	Cap.	Tol.	Part Number
0.95mm	100Vdc	COG	1.0pF	±0.1pF	GQM2195C2A1R0BB01#
				±0.25pF	GQM2195C2A1R0CB01#
			1.1pF	±0.1pF	GQM2195C2A1R1BB01#
				±0.25pF	GQM2195C2A1R1CB01#
			1.2pF	±0.1pF	GQM2195C2A1R2BB01#
				±0.25pF	GQM2195C2A1R2CB01#
			1.3pF	±0.1pF	GQM2195C2A1R3BB01#
				±0.25pF	GQM2195C2A1R3CB01#
			1.5pF	±0.1pF	GQM2195C2A1R5BB01#
				±0.25pF	GQM2195C2A1R5CB01#
			1.6pF	±0.1pF	GQM2195C2A1R6BB01#
				±0.25pF	GQM2195C2A1R6CB01#
			1.8pF	±0.1pF	GQM2195C2A1R8BB01#
				±0.25pF	GQM2195C2A1R8CB01#
			2.0pF	±0.1pF	GQM2195C2A2R0BB01#
				±0.25pF	GQM2195C2A2R0CB01#
			2.2pF	±0.1pF	GQM2195C2A2R2BB01#
				±0.25pF	GQM2195C2A2R2CB01#
			2.4pF	±0.1pF	GQM2195C2A2R4BB01#
				±0.25pF	GQM2195C2A2R4CB01#
			2.7pF	±0.1pF	GQM2195C2A2R7BB01#
				±0.25pF	GQM2195C2A2R7CB01#
			3.0pF	±0.1pF	GQM2195C2A3R0BB01#
				±0.25pF	GQM2195C2A3R0CB01#
			3.3pF	±0.1pF	GQM2195C2A3R3BB01#
				±0.25pF	GQM2195C2A3R3CB01#
			3.6pF	±0.1pF	GQM2195C2A3R6BB01#
				±0.25pF	GQM2195C2A3R6CB01#
			3.9pF	±0.1pF	GQM2195C2A3R9BB01#
				±0.25pF	GQM2195C2A3R9CB01#
			4.0pF	±0.1pF	GQM2195C2A4R0BB01#
				±0.25pF	GQM2195C2A4R0CB01#
			4.3pF	±0.1pF	GQM2195C2A4R3BB01#
				±0.25pF	GQM2195C2A4R3CB01#
			4.7pF	±0.1pF	GQM2195C2A4R7BB01#
				±0.25pF	GQM2195C2A4R7CB01#
			5.0pF	±0.1pF	GQM2195C2A5R0BB01#
				±0.25pF	GQM2195C2A5R0CB01#
			5.1pF	±0.25pF	GQM2195C2A5R1CB01#
				±0.5pF	GQM2195C2A5R1DB01#
			5.6pF	±0.25pF	GQM2195C2A5R6CB01#
				±0.5pF	GQM2195C2A5R6DB01#
			6.0pF	±0.25pF	GQM2195C2A6R0CB01#
				±0.5pF	GQM2195C2A6R0DB01#
			6.2pF	±0.25pF	GQM2195C2A6R2CB01#
				±0.5pF	GQM2195C2A6R2DB01#
			6.8pF	±0.25pF	GQM2195C2A6R8CB01#
				±0.5pF	GQM2195C2A6R8DB01#

Part number # indicates the package specification code.

GQM Series Temperature Compensating Type High Q Part Number List

(→ 2.0×1.25mm)

T max.	Rated Voltage	TC Code	Cap.	Tol.	Part Number	T max.	Rated Voltage	TC Code	Cap.	Tol.	Part Number		
0.95mm	100Vdc	CJ	3.9pF	±0.1pF	GQM2193C2A3R9BB01#	0.95mm	50Vdc	COG	30pF	±2%	GQM2195C1H300GB01#		
				±0.25pF	GQM2193C2A3R9CB01#					±5%	GQM2195C1H300JB01#		
		CH	4.0pF	±0.1pF	GQM2192C2A4R0BB01#				33pF	±2%	GQM2195C1H330GB01#		
				±0.25pF	GQM2192C2A4R0CB01#					±5%	GQM2195C1H330JB01#		
		4.3pF	±0.1pF	GQM2192C2A4R3BB01#	36pF				±2%	GQM2195C1H360GB01#			
			±0.25pF	GQM2192C2A4R3CB01#					±5%	GQM2195C1H360JB01#			
		4.7pF	±0.1pF	GQM2192C2A4R7BB01#	39pF				±2%	GQM2195C1H390GB01#			
			±0.25pF	GQM2192C2A4R7CB01#					±5%	GQM2195C1H390JB01#			
		5.0pF	±0.1pF	GQM2192C2A5R0BB01#	43pF				±2%	GQM2195C1H430GB01#			
			±0.25pF	GQM2192C2A5R0CB01#					±5%	GQM2195C1H430JB01#			
		5.1pF	±0.25pF	GQM2192C2A5R1CB01#	47pF				±2%	GQM2195C1H470GB01#			
			±0.5pF	GQM2192C2A5R1DB01#					±5%	GQM2195C1H470JB01#			
		5.6pF	±0.25pF	GQM2192C2A5R6CB01#	51pF				±2%	GQM2195C1H510GB01#			
			±0.5pF	GQM2192C2A5R6DB01#					±5%	GQM2195C1H510JB01#			
		6.0pF	±0.25pF	GQM2192C2A6R0CB01#	56pF				±2%	GQM2195C1H560GB01#			
			±0.5pF	GQM2192C2A6R0DB01#					±5%	GQM2195C1H560JB01#			
		6.2pF	±0.25pF	GQM2192C2A6R2CB01#	62pF				±2%	GQM2195C1H620GB01#			
			±0.5pF	GQM2192C2A6R2DB01#					±5%	GQM2195C1H620JB01#			
		6.8pF	±0.25pF	GQM2192C2A6R8CB01#	68pF				±2%	GQM2195C1H680GB01#			
			±0.5pF	GQM2192C2A6R8DB01#					±5%	GQM2195C1H680JB01#			
		7.0pF	±0.25pF	GQM2192C2A7R0CB01#	75pF				±2%	GQM2195C1H750GB01#			
			±0.5pF	GQM2192C2A7R0DB01#					±5%	GQM2195C1H750JB01#			
		7.5pF	±0.25pF	GQM2192C2A7R5CB01#	82pF				±2%	GQM2195C1H820GB01#			
			±0.5pF	GQM2192C2A7R5DB01#					±5%	GQM2195C1H820JB01#			
		8.0pF	±0.25pF	GQM2192C2A8R0CB01#	91pF				±2%	GQM2195C1H910GB01#			
			±0.5pF	GQM2192C2A8R0DB01#					±5%	GQM2195C1H910JB01#			
		8.2pF	±0.25pF	GQM2192C2A8R2CB01#	100pF				±2%	GQM2195C1H101GB01#			
			±0.5pF	GQM2192C2A8R2DB01#					±5%	GQM2195C1H101JB01#			
		9.0pF	±0.25pF	GQM2192C2A9R0CB01#	20pF				±2%	GQM2192C1H200GB01#			
			±0.5pF	GQM2192C2A9R0DB01#					±5%	GQM2192C1H200JB01#			
		9.1pF	±0.25pF	GQM2192C2A9R1CB01#	22pF				±2%	GQM2192C1H220GB01#			
			±0.5pF	GQM2192C2A9R1DB01#					±5%	GQM2192C1H220JB01#			
		10pF	±2%	GQM2192C2A100GB01#	24pF				±2%	GQM2192C1H240GB01#			
			±5%	GQM2192C2A100JB01#					±5%	GQM2192C1H240JB01#			
		11pF	±2%	GQM2192C2A110GB01#	27pF				±2%	GQM2192C1H270GB01#			
			±5%	GQM2192C2A110JB01#					±5%	GQM2192C1H270JB01#			
		12pF	±2%	GQM2192C2A120GB01#	30pF				±2%	GQM2192C1H300GB01#			
			±5%	GQM2192C2A120JB01#					±5%	GQM2192C1H300JB01#			
		13pF	±2%	GQM2192C2A130GB01#	33pF				±2%	GQM2192C1H330GB01#			
			±5%	GQM2192C2A130JB01#					±5%	GQM2192C1H330JB01#			
		15pF	±2%	GQM2192C2A150GB01#	36pF				±2%	GQM2192C1H360GB01#			
			±5%	GQM2192C2A150JB01#					±5%	GQM2192C1H360JB01#			
		16pF	±2%	GQM2192C2A160GB01#	39pF				±2%	GQM2192C1H390GB01#			
			±5%	GQM2192C2A160JB01#					±5%	GQM2192C1H390JB01#			
		18pF	±2%	GQM2192C2A180GB01#	43pF				±2%	GQM2192C1H430GB01#			
			±5%	GQM2192C2A180JB01#					±5%	GQM2192C1H430JB01#			
		50Vdc	COG	20pF	±2%				GQM2195C1H200GB01#	CH	20pF	±2%	GQM2192C1H200GB01#
					±5%				GQM2195C1H200JB01#			±5%	GQM2192C1H200JB01#
				22pF	±2%				GQM2195C1H220GB01#		22pF	±2%	GQM2192C1H220GB01#
					±5%				GQM2195C1H220JB01#			±5%	GQM2192C1H220JB01#
24pF	±2%			GQM2195C1H240GB01#	24pF	±2%	GQM2192C1H240GB01#						
	±5%			GQM2195C1H240JB01#		±5%	GQM2192C1H240JB01#						
27pF	±2%			GQM2195C1H270GB01#	27pF	±2%	GQM2192C1H270GB01#						
	±5%			GQM2195C1H270JB01#		±5%	GQM2192C1H270JB01#						
30pF	±2%			GQM2195C1H300GB01#	30pF	±2%	GQM2192C1H300GB01#						
	±5%			GQM2195C1H300JB01#		±5%	GQM2192C1H300JB01#						
33pF	±2%	GQM2195C1H330GB01#	33pF	±2%	GQM2192C1H330GB01#								
	±5%	GQM2195C1H330JB01#		±5%	GQM2192C1H330JB01#								
36pF	±2%	GQM2195C1H360GB01#	36pF	±2%	GQM2192C1H360GB01#								
	±5%	GQM2195C1H360JB01#		±5%	GQM2192C1H360JB01#								
39pF	±2%	GQM2195C1H390GB01#	39pF	±2%	GQM2192C1H390GB01#								
	±5%	GQM2195C1H390JB01#		±5%	GQM2192C1H390JB01#								
43pF	±2%	GQM2195C1H430GB01#	43pF	±2%	GQM2192C1H430GB01#								
	±5%	GQM2195C1H430JB01#		±5%	GQM2192C1H430JB01#								
47pF	±2%	GQM2195C1H470GB01#	47pF	±2%	GQM2192C1H470GB01#								
	±5%	GQM2195C1H470JB01#		±5%	GQM2192C1H470JB01#								
51pF	±2%	GQM2195C1H510GB01#	51pF	±2%	GQM2192C1H510GB01#								
	±5%	GQM2195C1H510JB01#		±5%	GQM2192C1H510JB01#								
56pF	±2%	GQM2195C1H560GB01#	56pF	±2%	GQM2192C1H560GB01#								
	±5%	GQM2195C1H560JB01#		±5%	GQM2192C1H560JB01#								
62pF	±2%	GQM2195C1H620GB01#	62pF	±2%	GQM2192C1H620GB01#								
	±5%	GQM2195C1H620JB01#		±5%	GQM2192C1H620JB01#								

Part number # indicates the package specification code.

GRM Series
 GJM Series
 GMA Series
 GMD Series
 GQM Series
 GR3 Series
 GRJ Series
 LLA Series
 LLL Series
 LLL Series
 LLR Series
 KRM Series
 KR3 Series
 NFM Series
 GCH Series
 Caution/Notice

GQM Series Temperature Compensating Type High Q Part Number List

(→ 2.0×1.25mm)

T max.	Rated Voltage	TC Code	Cap.	Tol.	Part Number	T max.	Rated Voltage	TC Code	Cap.	Tol.	Part Number					
0.95mm	50Vdc	CH	68pF	±2%	GQM2192C1H680GB01#	1.0mm	500Vdc	X8G	6.2pF	±0.25pF	GQM2195G2H6R2CB12#					
				±5%	GQM2192C1H680JB01#					±0.5pF	GQM2195G2H6R2DB12#					
			75pF	±2%	GQM2192C1H750GB01#				6.8pF	±0.25pF	GQM2195G2H6R8CB12#					
				±5%	GQM2192C1H750JB01#					±0.5pF	GQM2195G2H6R8DB12#					
			82pF	±2%	GQM2192C1H820GB01#				7.0pF	±0.25pF	GQM2195G2H7R0CB12#					
				±5%	GQM2192C1H820JB01#					±0.5pF	GQM2195G2H7R0DB12#					
			91pF	±2%	GQM2192C1H910GB01#				7.5pF	±0.25pF	GQM2195G2H7R5CB12#					
				±5%	GQM2192C1H910JB01#					±0.5pF	GQM2195G2H7R5DB12#					
			100pF	±2%	GQM2192C1H101GB01#				8.0pF	±0.25pF	GQM2195G2H8R0CB12#					
				±5%	GQM2192C1H101JB01#					±0.5pF	GQM2195G2H8R0DB12#					
			1.0mm	500Vdc	X8G				1.0pF	±0.1pF	GQM2195G2H1R0BB12#	250Vdc	COG	1.0pF	±0.1pF	GQM2195C2E1R0BB12#
										±0.25pF	GQM2195G2H1R0CB12#				±0.25pF	GQM2195C2E1R0CB12#
1.1pF	±0.1pF	GQM2195G2H1R1BB12#				1.1pF	±0.1pF	GQM2195C2E1R1BB12#								
	±0.25pF	GQM2195G2H1R1CB12#					±0.25pF	GQM2195C2E1R1CB12#								
1.2pF	±0.1pF	GQM2195G2H1R2BB12#				1.2pF	±0.1pF	GQM2195C2E1R2BB12#								
	±0.25pF	GQM2195G2H1R2CB12#					±0.25pF	GQM2195C2E1R2CB12#								
1.3pF	±0.1pF	GQM2195G2H1R3BB12#				1.3pF	±0.1pF	GQM2195C2E1R3BB12#								
	±0.25pF	GQM2195G2H1R3CB12#					±0.25pF	GQM2195C2E1R3CB12#								
1.5pF	±0.1pF	GQM2195G2H1R5BB12#				1.5pF	±0.1pF	GQM2195C2E1R5BB12#								
	±0.25pF	GQM2195G2H1R5CB12#					±0.25pF	GQM2195C2E1R5CB12#								
1.6pF	±0.1pF	GQM2195G2H1R6BB12#				1.6pF	±0.1pF	GQM2195C2E1R6BB12#								
	±0.25pF	GQM2195G2H1R6CB12#					±0.25pF	GQM2195C2E1R6CB12#								
1.8pF	±0.1pF	GQM2195G2H1R8BB12#				1.8pF	±0.1pF	GQM2195C2E1R8BB12#								
	±0.25pF	GQM2195G2H1R8CB12#					±0.25pF	GQM2195C2E1R8CB12#								
2.0pF	±0.1pF	GQM2195G2H2R0BB12#				2.0pF	±0.1pF	GQM2195C2E1R3BB12#								
	±0.25pF	GQM2195G2H2R0CB12#					±0.25pF	GQM2195C2E1R3CB12#								
2.2pF	±0.1pF	GQM2195G2H2R2BB12#				2.2pF	±0.1pF	GQM2195C2E1R5BB12#								
	±0.25pF	GQM2195G2H2R2CB12#					±0.25pF	GQM2195C2E1R5CB12#								
2.4pF	±0.1pF	GQM2195G2H2R4BB12#				2.4pF	±0.1pF	GQM2195C2E1R6BB12#								
	±0.25pF	GQM2195G2H2R4CB12#					±0.25pF	GQM2195C2E1R6CB12#								
2.7pF	±0.1pF	GQM2195G2H2R7BB12#				2.7pF	±0.1pF	GQM2195C2E1R8BB12#								
	±0.25pF	GQM2195G2H2R7CB12#					±0.25pF	GQM2195C2E1R8CB12#								
3.0pF	±0.1pF	GQM2195G2H3R0BB12#				3.0pF	±0.1pF	GQM2195C2E1R3BB12#								
	±0.25pF	GQM2195G2H3R0CB12#					±0.25pF	GQM2195C2E1R3CB12#								
3.3pF	±0.1pF	GQM2195G2H3R3BB12#				3.3pF	±0.1pF	GQM2195C2E1R5BB12#								
	±0.25pF	GQM2195G2H3R3CB12#					±0.25pF	GQM2195C2E1R5CB12#								
3.6pF	±0.1pF	GQM2195G2H3R6BB12#				3.6pF	±0.1pF	GQM2195C2E1R6BB12#								
	±0.25pF	GQM2195G2H3R6CB12#					±0.25pF	GQM2195C2E1R6CB12#								
3.9pF	±0.1pF	GQM2195G2H3R9BB12#				3.9pF	±0.1pF	GQM2195C2E1R8BB12#								
	±0.25pF	GQM2195G2H3R9CB12#					±0.25pF	GQM2195C2E1R8CB12#								
4.0pF	±0.1pF	GQM2195G2H4R0BB12#				4.0pF	±0.1pF	GQM2195C2E1R3BB12#								
	±0.25pF	GQM2195G2H4R0CB12#					±0.25pF	GQM2195C2E1R3CB12#								
4.3pF	±0.1pF	GQM2195G2H4R3BB12#				4.3pF	±0.1pF	GQM2195C2E1R5BB12#								
	±0.25pF	GQM2195G2H4R3CB12#					±0.25pF	GQM2195C2E1R5CB12#								
4.7pF	±0.1pF	GQM2195G2H4R7BB12#				4.7pF	±0.1pF	GQM2195C2E1R6BB12#								
	±0.25pF	GQM2195G2H4R7CB12#					±0.25pF	GQM2195C2E1R6CB12#								
5.0pF	±0.1pF	GQM2195G2H5R0BB12#				5.0pF	±0.1pF	GQM2195C2E1R8BB12#								
	±0.25pF	GQM2195G2H5R0CB12#					±0.25pF	GQM2195C2E1R8CB12#								
5.1pF	±0.25pF	GQM2195G2H5R1CB12#				5.1pF	±0.1pF	GQM2195C2E2R0BB12#								
	±0.5pF	GQM2195G2H5R1DB12#					±0.25pF	GQM2195C2E2R0CB12#								
5.6pF	±0.25pF	GQM2195G2H5R6CB12#				5.6pF	±0.1pF	GQM2195C2E2R2BB12#								
	±0.5pF	GQM2195G2H5R6DB12#					±0.25pF	GQM2195C2E2R2CB12#								
6.0pF	±0.25pF	GQM2195G2H6R0CB12#				6.0pF	±0.1pF	GQM2195C2E2R4BB12#								
	±0.5pF	GQM2195G2H6R0DB12#					±0.25pF	GQM2195C2E2R4CB12#								

Part number # indicates the package specification code.

GQM Series Temperature Compensating Type High Q Part Number List

(→ 2.0×1.25mm)

T max.	Rated Voltage	TC Code	Cap.	Tol.	Part Number		T max.	Rated Voltage	TC Code	Cap.	Tol.	Part Number		
1.0mm	250Vdc	COG	2.7pF	±0.1pF	GQM2195C2E2R7BB12#		1.0mm	250Vdc	COG	20pF	±2%	GQM2195C2E200GB12#		
				±0.25pF	GQM2195C2E2R7CB12#						±5%	GQM2195C2E200JB12#		
			3.0pF	±0.1pF	GQM2195C2E3R0BB12#					22pF	±2%	GQM2195C2E220GB12#		
				±0.25pF	GQM2195C2E3R0CB12#						±5%	GQM2195C2E220JB12#		
			3.3pF	±0.1pF	GQM2195C2E3R3BB12#					24pF	±2%	GQM2195C2E240GB12#		
				±0.25pF	GQM2195C2E3R3CB12#						±5%	GQM2195C2E240JB12#		
			3.6pF	±0.1pF	GQM2195C2E3R6BB12#					27pF	±2%	GQM2195C2E270GB12#		
				±0.25pF	GQM2195C2E3R6CB12#						±5%	GQM2195C2E270JB12#		
			3.9pF	±0.1pF	GQM2195C2E3R9BB12#					30pF	±2%	GQM2195C2E300GB12#		
				±0.25pF	GQM2195C2E3R9CB12#						±5%	GQM2195C2E300JB12#		
			4.0pF	±0.1pF	GQM2195C2E4R0BB12#					33pF	±2%	GQM2195C2E330GB12#		
				±0.25pF	GQM2195C2E4R0CB12#						±5%	GQM2195C2E330JB12#		
			4.3pF	±0.1pF	GQM2195C2E4R3BB12#					36pF	±2%	GQM2195C2E360GB12#		
				±0.25pF	GQM2195C2E4R3CB12#						±5%	GQM2195C2E360JB12#		
			4.7pF	±0.1pF	GQM2195C2E4R7BB12#					39pF	±2%	GQM2195C2E390GB12#		
				±0.25pF	GQM2195C2E4R7CB12#						±5%	GQM2195C2E390JB12#		
			5.0pF	±0.1pF	GQM2195C2E5R0BB12#					43pF	±2%	GQM2195C2E430GB12#		
				±0.25pF	GQM2195C2E5R0CB12#						±5%	GQM2195C2E430JB12#		
			5.1pF	±0.25pF	GQM2195C2E5R1CB12#					47pF	±2%	GQM2195C2E470GB12#		
				±0.5pF	GQM2195C2E5R1DB12#						±5%	GQM2195C2E470JB12#		
			5.6pF	±0.25pF	GQM2195C2E5R6CB12#					51pF	±2%	GQM2195C2E510GB12#		
				±0.5pF	GQM2195C2E5R6DB12#						±5%	GQM2195C2E510JB12#		
			6.0pF	±0.25pF	GQM2195C2E6R0CB12#					56pF	±2%	GQM2195C2E560GB12#		
				±0.5pF	GQM2195C2E6R0DB12#						±5%	GQM2195C2E560JB12#		
			6.2pF	±0.25pF	GQM2195C2E6R2CB12#					62pF	±2%	GQM2195C2E620GB12#		
				±0.5pF	GQM2195C2E6R2DB12#						±5%	GQM2195C2E620JB12#		
			6.8pF	±0.25pF	GQM2195C2E6R8CB12#					68pF	±2%	GQM2195C2E680GB12#		
				±0.5pF	GQM2195C2E6R8DB12#						±5%	GQM2195C2E680JB12#		
			7.0pF	±0.25pF	GQM2195C2E7R0CB12#					75pF	±2%	GQM2195C2E750GB12#		
				±0.5pF	GQM2195C2E7R0DB12#						±5%	GQM2195C2E750JB12#		
			7.5pF	±0.25pF	GQM2195C2E7R5CB12#					82pF	±2%	GQM2195C2E820GB12#		
				±0.5pF	GQM2195C2E7R5DB12#						±5%	GQM2195C2E820JB12#		
			8.0pF	±0.25pF	GQM2195C2E8R0CB12#					91pF	±2%	GQM2195C2E910GB12#		
				±0.5pF	GQM2195C2E8R0DB12#						±5%	GQM2195C2E910JB12#		
			8.2pF	±0.25pF	GQM2195C2E8R2CB12#					100pF	±2%	GQM2195C2E101GB12#		
				±0.5pF	GQM2195C2E8R2DB12#						±5%	GQM2195C2E101JB12#		
			9.0pF	±0.25pF	GQM2195C2E9R0CB12#					X8G	1.0pF	±0.1pF	GQM2195G2E1R0BB12#	
				±0.5pF	GQM2195C2E9R0DB12#							±0.25pF	GQM2195G2E1R0CB12#	
			9.1pF	±0.25pF	GQM2195C2E9R1CB12#						1.1pF	±0.1pF	GQM2195G2E1R1BB12#	
				±0.5pF	GQM2195C2E9R1DB12#							±0.25pF	GQM2195G2E1R1CB12#	
			10pF	±2%	GQM2195C2E100GB12#						1.2pF	±0.1pF	GQM2195G2E1R2BB12#	
				±5%	GQM2195C2E100JB12#							±0.25pF	GQM2195G2E1R2CB12#	
			11pF	±2%	GQM2195C2E110GB12#						1.3pF	±0.1pF	GQM2195G2E1R3BB12#	
				±5%	GQM2195C2E110JB12#							±0.25pF	GQM2195G2E1R3CB12#	
			12pF	±2%	GQM2195C2E120GB12#						1.5pF	±0.1pF	GQM2195G2E1R5BB12#	
				±5%	GQM2195C2E120JB12#							±0.25pF	GQM2195G2E1R5CB12#	
			13pF	±2%	GQM2195C2E130GB12#						1.6pF	±0.1pF	GQM2195G2E1R6BB12#	
				±5%	GQM2195C2E130JB12#							±0.25pF	GQM2195G2E1R6CB12#	
15pF	±2%	GQM2195C2E150GB12#		1.8pF	±0.1pF	GQM2195G2E1R8BB12#								
	±5%	GQM2195C2E150JB12#			±0.25pF	GQM2195G2E1R8CB12#								
16pF	±2%	GQM2195C2E160GB12#		2.0pF	±0.1pF	GQM2195G2E2R0BB12#								
	±5%	GQM2195C2E160JB12#			±0.25pF	GQM2195G2E2R0CB12#								
18pF	±2%	GQM2195C2E180GB12#		2.2pF	±0.1pF	GQM2195G2E2R2BB12#								
	±5%	GQM2195C2E180JB12#			±0.25pF	GQM2195G2E2R2CB12#								

Part number # indicates the package specification code.

GRM Series
 GJM Series
 GVA Series
 GMD Series
 GQM Series
 GR3 Series
 GRJ Series
 LLA Series
 LLL Series
 LLL Series
 LLM Series
 LLL Series
 LLL Series
 KRM Series
 KR3 Series
 NFM Series
 GCH Series
 Caution/Notice

GQM Series Temperature Compensating Type High Q Part Number List

(→ 2.0×1.25mm)

T max.	Rated Voltage	TC Code	Cap.	Tol.	Part Number
1.0mm	250Vdc	X8G	2.4pF	±0.1pF	GQM2195G2E2R4BB12#
				±0.25pF	GQM2195G2E2R4CB12#
			2.7pF	±0.1pF	GQM2195G2E2R7BB12#
				±0.25pF	GQM2195G2E2R7CB12#
			3.0pF	±0.1pF	GQM2195G2E3R0BB12#
				±0.25pF	GQM2195G2E3R0CB12#
			3.3pF	±0.1pF	GQM2195G2E3R3BB12#
				±0.25pF	GQM2195G2E3R3CB12#
			3.6pF	±0.1pF	GQM2195G2E3R6BB12#
				±0.25pF	GQM2195G2E3R6CB12#
			3.9pF	±0.1pF	GQM2195G2E3R9BB12#
				±0.25pF	GQM2195G2E3R9CB12#
			4.0pF	±0.1pF	GQM2195G2E4R0BB12#
				±0.25pF	GQM2195G2E4R0CB12#
			4.3pF	±0.1pF	GQM2195G2E4R3BB12#
				±0.25pF	GQM2195G2E4R3CB12#
			4.7pF	±0.1pF	GQM2195G2E4R7BB12#
				±0.25pF	GQM2195G2E4R7CB12#
			5.0pF	±0.1pF	GQM2195G2E5R0BB12#
				±0.25pF	GQM2195G2E5R0CB12#
			5.1pF	±0.25pF	GQM2195G2E5R1CB12#
				±0.5pF	GQM2195G2E5R1DB12#
			5.6pF	±0.25pF	GQM2195G2E5R6CB12#
				±0.5pF	GQM2195G2E5R6DB12#
			6.0pF	±0.25pF	GQM2195G2E6R0CB12#
				±0.5pF	GQM2195G2E6R0DB12#
			6.2pF	±0.25pF	GQM2195G2E6R2CB12#
				±0.5pF	GQM2195G2E6R2DB12#
			6.8pF	±0.25pF	GQM2195G2E6R8CB12#
				±0.5pF	GQM2195G2E6R8DB12#
			7.0pF	±0.25pF	GQM2195G2E7R0CB12#
				±0.5pF	GQM2195G2E7R0DB12#
			7.5pF	±0.25pF	GQM2195G2E7R5CB12#
				±0.5pF	GQM2195G2E7R5DB12#
			8.0pF	±0.25pF	GQM2195G2E8R0CB12#
				±0.5pF	GQM2195G2E8R0DB12#
			8.2pF	±0.25pF	GQM2195G2E8R2CB12#
				±0.5pF	GQM2195G2E8R2DB12#
			9.0pF	±0.25pF	GQM2195G2E9R0CB12#
				±0.5pF	GQM2195G2E9R0DB12#
			9.1pF	±0.25pF	GQM2195G2E9R1CB12#
				±0.5pF	GQM2195G2E9R1DB12#
			10pF	±2%	GQM2195G2E100GB12#
				±5%	GQM2195G2E100JB12#
			11pF	±2%	GQM2195G2E110GB12#
				±5%	GQM2195G2E110JB12#
			12pF	±2%	GQM2195G2E120GB12#
				±5%	GQM2195G2E120JB12#
13pF	±2%	GQM2195G2E130GB12#			
	±5%	GQM2195G2E130JB12#			
15pF	±2%	GQM2195G2E150GB12#			
	±5%	GQM2195G2E150JB12#			
16pF	±2%	GQM2195G2E160GB12#			
	±5%	GQM2195G2E160JB12#			

T max.	Rated Voltage	TC Code	Cap.	Tol.	Part Number
1.0mm	250Vdc	X8G	18pF	±2%	GQM2195G2E180GB12#
				±5%	GQM2195G2E180JB12#
			20pF	±2%	GQM2195G2E200GB12#
				±5%	GQM2195G2E200JB12#
			22pF	±2%	GQM2195G2E220GB12#
				±5%	GQM2195G2E220JB12#

2.8×2.8mm

T max.	Rated Voltage	TC Code	Cap.	Tol.	Part Number
1.35mm	500Vdc	COG	1.0pF	±0.1pF	GQM22M5C2H1R0BB01#
				±0.25pF	GQM22M5C2H1R0CB01#
			1.1pF	±0.1pF	GQM22M5C2H1R1BB01#
				±0.25pF	GQM22M5C2H1R1CB01#
			1.2pF	±0.1pF	GQM22M5C2H1R2BB01#
				±0.25pF	GQM22M5C2H1R2CB01#
			1.3pF	±0.1pF	GQM22M5C2H1R3BB01#
				±0.25pF	GQM22M5C2H1R3CB01#
			1.5pF	±0.1pF	GQM22M5C2H1R5BB01#
				±0.25pF	GQM22M5C2H1R5CB01#
			1.6pF	±0.1pF	GQM22M5C2H1R6BB01#
				±0.25pF	GQM22M5C2H1R6CB01#
			1.8pF	±0.1pF	GQM22M5C2H1R8BB01#
				±0.25pF	GQM22M5C2H1R8CB01#
			2.0pF	±0.1pF	GQM22M5C2H2R0BB01#
				±0.25pF	GQM22M5C2H2R0CB01#
			2.2pF	±0.1pF	GQM22M5C2H2R2BB01#
				±0.25pF	GQM22M5C2H2R2CB01#
			2.4pF	±0.1pF	GQM22M5C2H2R4BB01#
				±0.25pF	GQM22M5C2H2R4CB01#
			2.7pF	±0.1pF	GQM22M5C2H2R7BB01#
				±0.25pF	GQM22M5C2H2R7CB01#
			3.0pF	±0.1pF	GQM22M5C2H3R0BB01#
				±0.25pF	GQM22M5C2H3R0CB01#
			3.3pF	±0.1pF	GQM22M5C2H3R3BB01#
				±0.25pF	GQM22M5C2H3R3CB01#
			3.6pF	±0.1pF	GQM22M5C2H3R6BB01#
				±0.25pF	GQM22M5C2H3R6CB01#
			3.9pF	±0.1pF	GQM22M5C2H3R9BB01#
				±0.25pF	GQM22M5C2H3R9CB01#
			4.0pF	±0.1pF	GQM22M5C2H4R0BB01#
				±0.25pF	GQM22M5C2H4R0CB01#
			4.3pF	±0.1pF	GQM22M5C2H4R3BB01#
				±0.25pF	GQM22M5C2H4R3CB01#
			4.7pF	±0.1pF	GQM22M5C2H4R7BB01#
				±0.25pF	GQM22M5C2H4R7CB01#
			5.0pF	±0.1pF	GQM22M5C2H5R0BB01#
				±0.25pF	GQM22M5C2H5R0CB01#
			5.1pF	±0.25pF	GQM22M5C2H5R1CB01#
				±0.5pF	GQM22M5C2H5R1DB01#
			5.6pF	±0.25pF	GQM22M5C2H5R6CB01#
				±0.5pF	GQM22M5C2H5R6DB01#
			6.0pF	±0.25pF	GQM22M5C2H6R0CB01#

Part number # indicates the package specification code.

GQM Series Temperature Compensating Type High Q Part Number List

(→ 2.8×2.8mm)

T max.	Rated Voltage	TC Code	Cap.	Tol.	Part Number
1.35mm	500Vdc	COG	6.0pF	±0.5pF	GQM22M5C2H6R0DB01#
				±0.25pF	GQM22M5C2H6R2CB01#
			6.2pF	±0.5pF	GQM22M5C2H6R2DB01#
				±0.25pF	GQM22M5C2H6R8CB01#
			6.8pF	±0.25pF	GQM22M5C2H6R8DB01#
				±0.5pF	GQM22M5C2H7R0CB01#
			7.0pF	±0.25pF	GQM22M5C2H7R0DB01#
				±0.5pF	GQM22M5C2H7R5CB01#
			7.5pF	±0.25pF	GQM22M5C2H7R5DB01#
				±0.5pF	GQM22M5C2H8R0CB01#
			8.0pF	±0.25pF	GQM22M5C2H8R0DB01#
				±0.5pF	GQM22M5C2H8R2CB01#
			8.2pF	±0.25pF	GQM22M5C2H8R2DB01#
				±0.5pF	GQM22M5C2H9R0CB01#
			9.0pF	±0.25pF	GQM22M5C2H9R0DB01#
				±0.5pF	GQM22M5C2H9R1CB01#
			9.1pF	±0.25pF	GQM22M5C2H9R1DB01#
				±0.5pF	GQM22M5C2H100GB01#
			10pF	±2%	GQM22M5C2H100JB01#
				±5%	GQM22M5C2H110GB01#
			11pF	±2%	GQM22M5C2H110JB01#
				±5%	GQM22M5C2H120GB01#
			12pF	±2%	GQM22M5C2H120JB01#
				±5%	GQM22M5C2H130GB01#
			13pF	±2%	GQM22M5C2H130JB01#
				±5%	GQM22M5C2H150GB01#
			15pF	±2%	GQM22M5C2H150JB01#
				±5%	GQM22M5C2H160GB01#
			16pF	±2%	GQM22M5C2H160JB01#
				±5%	GQM22M5C2H180GB01#
			18pF	±2%	GQM22M5C2H180JB01#
				±5%	GQM22M5C2H200GB01#
			20pF	±2%	GQM22M5C2H200JB01#
				±5%	GQM22M5C2H220GB01#
			22pF	±2%	GQM22M5C2H220JB01#
				±5%	GQM22M5C2H240GB01#
			24pF	±2%	GQM22M5C2H240JB01#
				±5%	GQM22M5C2H270GB01#
			27pF	±2%	GQM22M5C2H270JB01#
				±5%	GQM22M5C2H300GB01#
			30pF	±2%	GQM22M5C2H300JB01#
				±5%	GQM22M5C2H330GB01#
			33pF	±2%	GQM22M5C2H330JB01#
				±5%	GQM22M5C2H360GB01#
			36pF	±2%	GQM22M5C2H360JB01#
				±5%	GQM22M5C2H390GB01#
			39pF	±2%	GQM22M5C2H390JB01#
				±5%	GQM22M5C2H430GB01#
			43pF	±2%	GQM22M5C2H430JB01#
				±5%	GQM22M5C2H470GB01#
			47pF	±2%	GQM22M5C2H470JB01#
				±5%	GQM22M5C2H510GB01#
			51pF	±2%	GQM22M5C2H510JB01#
				±5%	GQM22M5C2H560GB01#
			56pF	±2%	GQM22M5C2H560JB01#

T max.	Rated Voltage	TC Code	Cap.	Tol.	Part Number
1.35mm	500Vdc	COG	56pF	±5%	GQM22M5C2H560JB01#
				±2%	GQM22M5C2H620GB01#
			62pF	±2%	GQM22M5C2H620JB01#
				±5%	GQM22M5C2H680GB01#
			68pF	±2%	GQM22M5C2H680JB01#
				±5%	GQM22M5C2H750GB01#
			75pF	±2%	GQM22M5C2H750JB01#
				±5%	GQM22M5C2H820GB01#
			82pF	±2%	GQM22M5C2H820JB01#
				±5%	GQM22M5C2H910GB01#
			91pF	±2%	GQM22M5C2H910JB01#
				±5%	GQM22M5C2H100pF
			100pF	±2%	GQM22M5C2H101GB01#
				±5%	GQM22M5C2H101JB01#

Part number # indicates the package specification code.

High Effective Capacitance & High Allowable Ripple Current Monolithic Ceramic Capacitor

GR3 Series



Anti-noise

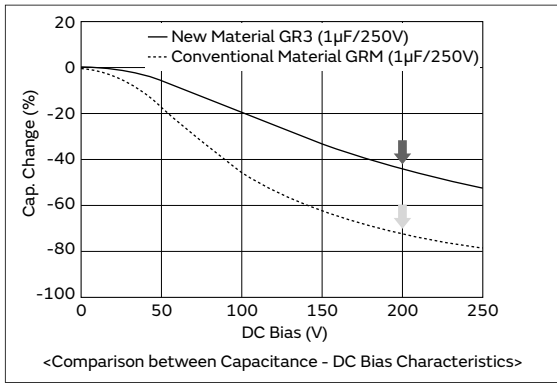
WEB

This is a general purpose high ripple resistance product excellent in DC bias characteristics.

Features

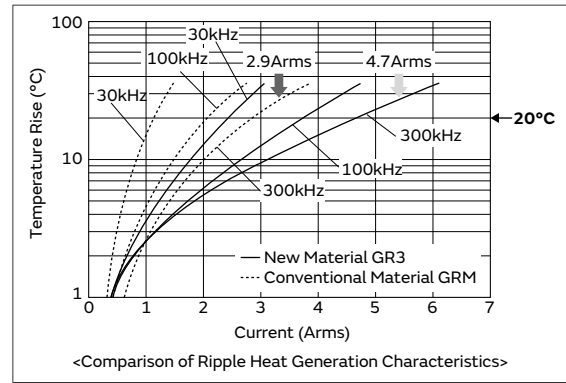
- ① When a DC bias is applied, a capacitance higher than conventional products (X7R characteristics) can be acquired.

About twice the capacitance can be secured when DC200V is applied.



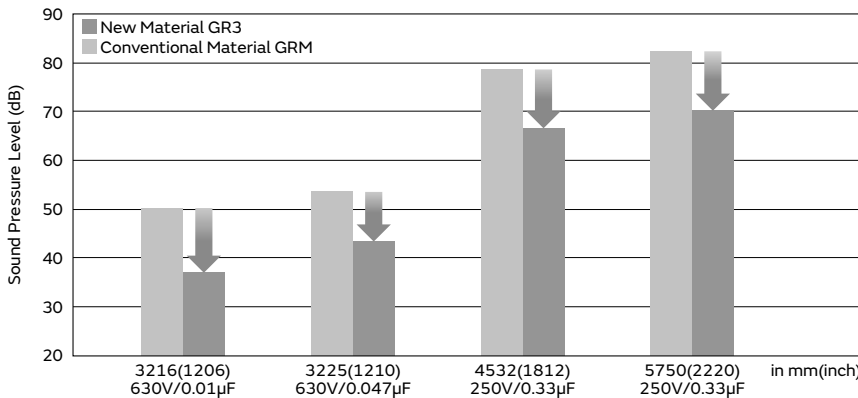
- ② Improved ripple resistance performance compared to conventional products (X7R characteristics).

In the case of a product with a capacitance of 1µF, when the exothermic temperature reaches 20°C at frequency f=300kHz, the amount of resistance of a product with conventional material is 2.9Arms; however, the new material is 4.7Arms.



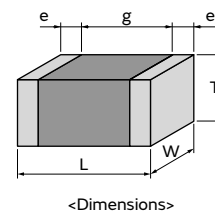
- ③ This product has a noise reduction effect.

Since dielectric materials which enable a reduction of noise are used, this product is more effective for reducing noise compared to the general purpose GRM series.



Specifications

Size (mm)	2.0×1.25mm to 5.7×5.0mm
Rated Voltage	250Vdc to 630Vdc
Capacitance	10000pF to 1.0µF
Main Applications	For PFC (Power Factor Correction) Circuits of Power Supplies, EMI Suppression and Smoothing Circuits



This catalog contains only a portion of the product lineup. Please refer to the capacitor search tool on the Murata Web site for details.

GR3 Series High Dielectric Constant Type Anti-noise Part Number List

2.0×1.25mm

T max.	Rated Voltage	TC Code	Cap.	Tol.	Part Number
1.0mm	250Vdc	X7T	10000pF	±10%	GR321AD72E103KW01#
			15000pF	±10%	GR321AD72E153KW01#
1.45mm	250Vdc	X7T	22000pF	±10%	GR321BD72E223KW03#

T max.	Rated Voltage	TC Code	Cap.	Tol.	Part Number
2.7mm	250Vdc	X7T	1.0μF	±10%	GR355XD72E105KW05#

3.2×1.6mm

T max.	Rated Voltage	TC Code	Cap.	Tol.	Part Number
1.0mm	450Vdc	X7T	10000pF	±10%	GR331AD72W103KW01#
			15000pF	±10%	GR331AD72W153KW01#
	250Vdc	X7T	33000pF	±10%	GR331AD72E333KW01#
1.25mm	630Vdc	X7T	10000pF	±10%	GR331BD72J103KW01#
	450Vdc	X7T	22000pF	±10%	GR331BD72W223KW01#
			33000pF	±10%	GR331BD72W333KW01#
250Vdc	X7T	47000pF	±10%	GR331BD72E473KW01#	
1.8mm	630Vdc	X7T	15000pF	±10%	GR331CD72J153KW03#
	450Vdc	X7T	47000pF	±10%	GR331CD72W473KW03#
	250Vdc	X7T	68000pF	±10%	GR331CD72E683KW03#

3.2×2.5mm

T max.	Rated Voltage	TC Code	Cap.	Tol.	Part Number
1.5mm	630Vdc	X7T	22000pF	±10%	GR332QD72J223KW01#
	250Vdc	X7T	0.10μF	±10%	GR332QD72E104KW01#
2.0mm	630Vdc	X7T	33000pF	±10%	GR332DD72J333KW01#
			47000pF	±10%	GR332DD72J473KW01#
	450Vdc	X7T	68000pF	±10%	GR332DD72W683KW01#
			0.10μF	±10%	GR332DD72W104KW01#
	250Vdc	X7T	0.15μF	±10%	GR332DD72E154KW01#

4.5×3.2mm

T max.	Rated Voltage	TC Code	Cap.	Tol.	Part Number
1.5mm	250Vdc	X7T	0.22μF	±10%	GR343QD72E224KW01#
2.0mm	630Vdc	X7T	68000pF	±10%	GR343DD72J683KW01#
	450Vdc	X7T	0.15μF	±10%	GR343DD72W154KW01#
	250Vdc	X7T	0.33μF	±10%	GR343DD72E334KW01#

5.7×5.0mm

T max.	Rated Voltage	TC Code	Cap.	Tol.	Part Number
2.0mm	630Vdc	X7T	0.10μF	±10%	GR355DD72J104KW01#
			0.15μF	±10%	GR355DD72J154KW01#
	450Vdc	X7T	0.22μF	±10%	GR355DD72W224KW01#
			0.33μF	±10%	GR355DD72W334KW01#
			0.47μF	±10%	GR355DD72W474KW01#
250Vdc	X7T	0.47μF	±10%	GR355DD72E474KW01#	
		0.68μF	±10%	GR355DD72E684KW01#	
2.7mm	630Vdc	X7T	0.22μF	±10%	GR355XD72J224KW05#

Part number # indicates the package specification code.

GRM Series
 GJM Series
 GMA Series
 GMD Series
 GOM Series
 GR3 Series
 GRJ Series
 LLA Series
 LLL Series
 LLM Series
 LLR Series
 KRM Series
 KR3 Series
 NFM Series
 GCH Series
 ⚠Caution/Notice

Soft termination Monolithic Ceramic Capacitors

GRJ Series

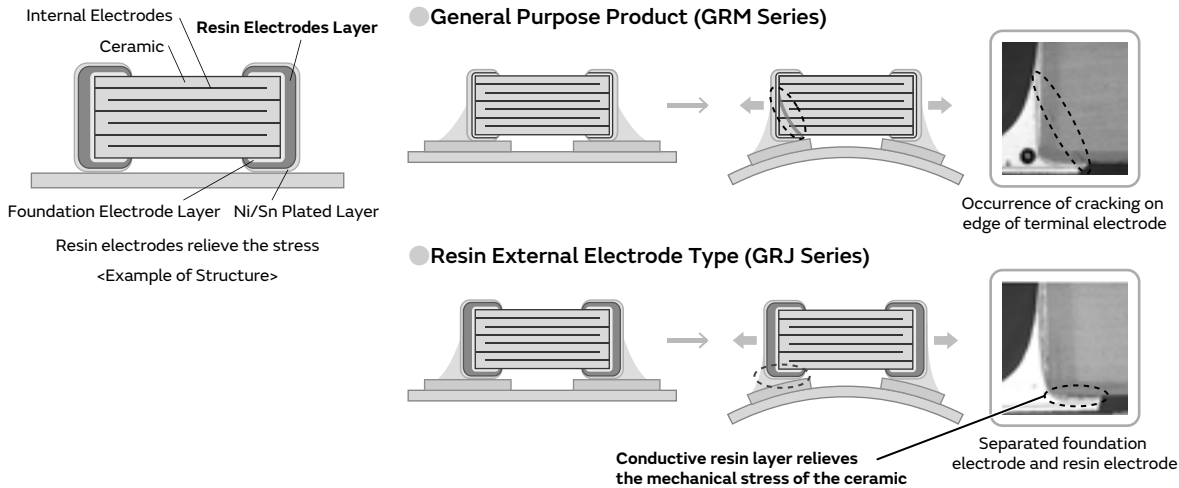


The resin external electrodes prevent the occurrence of cracking caused by deflection stress after board mounting!

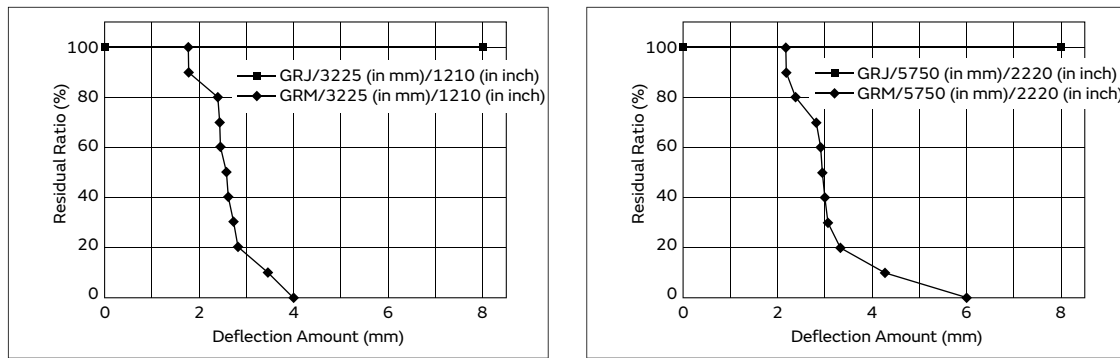
Features

① The resin external electrodes suppress cracks by board deflection.

Cracking of the ceramic element is suppressed by the resin of the external electrodes, which releases the stress.



② Suppresses the occurrence of cracking caused by deflection stress at the time of board mounting, etc.

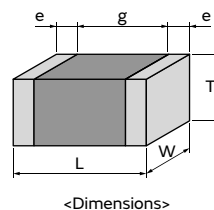


Due to the specification of the measuring instrument, measurements can be performed up to 8mm.

③ Ideal for consumer and industrial electronic equipment, etc. where there heat stress, vibration and impact are applied.

Specifications

Size (mm)	0.6×0.3mm to 5.7×5.0mm
Rated Voltage	6.3Vdc to 1000Vdc
Capacitance	220pF to 47μF
Main Applications	Consumer & Industrial Electronic Equipment



This catalog contains only a portion of the product lineup.
 Please refer to the capacitor search tool on the Murata Web site for details.

GRJ Series High Dielectric Constant Type Defecting crack Part Number List

1.6×0.8mm

T max.	Rated Voltage	TC Code	Cap.	Tol.	Part Number
0.9mm	100Vdc	X7R	1000pF	±10%	GRJ188R72A102KE11#
				±20%	GRJ188R72A102ME11#
			2200pF	±10%	GRJ188R72A222KE11#
				±20%	GRJ188R72A222ME11#
			4700pF	±10%	GRJ188R72A472KE11#
				±20%	GRJ188R72A472ME11#
			10000pF	±10%	GRJ188R72A103KE11#
				±20%	GRJ188R72A103ME11#
			22000pF	±10%	GRJ188R72A223KE11#
				±20%	GRJ188R72A223ME11#
			0.10μF	±10%	GRJ188R72A104KE11#
				±20%	GRJ188R72A104ME11#
	50Vdc	X7R	1000pF	±10%	GRJ188R71H102KE11#
				±20%	GRJ188R71H102ME11#
			2200pF	±10%	GRJ188R71H222KE11#
				±20%	GRJ188R71H222ME11#
			4700pF	±10%	GRJ188R71H472KE11#
				±20%	GRJ188R71H472ME11#
			10000pF	±10%	GRJ188R71H103KE11#
				±20%	GRJ188R71H103ME11#
			22000pF	±10%	GRJ188R71H223KE11#
				±20%	GRJ188R71H223ME11#
			47000pF	±10%	GRJ188R71H473KE11#
				±20%	GRJ188R71H473ME11#
0.10μF	±10%	GRJ188R71H104KE11#			
	±20%	GRJ188R71H104ME11#			
0.22μF	±10%	GRJ188R71H224KE11#			
	±20%	GRJ188R71H224ME11#			
35Vdc	X5R	1.0μF	±10%	GRJ188R6VA105KE11#	
25Vdc	X7R	47000pF	±10%	GRJ188R71E473KE11#	
			±20%	GRJ188R71E473ME11#	
		0.22μF	±10%	GRJ188R71E224KE11#	
			±20%	GRJ188R71E224ME11#	
1.0μF	±10%	GRJ188R71E105KE11#			
	±20%	GRJ188R71E105ME11#			
16Vdc	X7R	0.47μF	±10%	GRJ188R71C474KE11#	
			±20%	GRJ188R71C474ME11#	
6.3Vdc	X7R	2.2μF	±10%	GRJ188R70J225KE11#	
			±20%	GRJ188R70J225ME11#	
1.0mm	6.3Vdc	X7S	4.7μF	±10%	GRJ188C70J475KE11#
				±20%	GRJ188C70J475ME11#

2.0×1.25mm

T max.	Rated Voltage	TC Code	Cap.	Tol.	Part Number
0.7mm	100Vdc	X7R	1000pF	±10%	GRJ216R72A102KE01#
				±20%	GRJ216R72A102ME01#
			2200pF	±10%	GRJ216R72A222KE01#
				±20%	GRJ216R72A222ME01#
			4700pF	±10%	GRJ216R72A472KE01#
				±20%	GRJ216R72A472ME01#

T max.	Rated Voltage	TC Code	Cap.	Tol.	Part Number			
0.7mm	100Vdc	X7R	1000pF	±10%	GRJ216R72A103KE01#			
				±20%	GRJ216R72A103ME01#			
			2200pF	±10%	GRJ216R72A223KE01#			
				±20%	GRJ216R72A223ME01#			
			50Vdc	X7R	470pF	±10%	GRJ216R71H471KE01#	
						±20%	GRJ216R71H471ME01#	
	1000pF	±10%	GRJ216R71H102KE01#					
		±20%	GRJ216R71H102ME01#					
	2200pF	±10%	GRJ216R71H222KE01#					
		±20%	GRJ216R71H222ME01#					
	4700pF	±10%	GRJ216R71H472KE01#					
		±20%	GRJ216R71H472ME01#					
10000pF	±10%	GRJ216R71H103KE01#						
	±20%	GRJ216R71H103ME01#						
22000pF	±10%	GRJ216R71H223KE01#						
	±20%	GRJ216R71H223ME01#						
0.95mm	100Vdc	X7R	220pF	±10%	GRJ219R72A221KE01#			
				±20%	GRJ219R72A221ME01#			
			470pF	±10%	GRJ219R72A471KE01#			
				±20%	GRJ219R72A471ME01#			
			1.0mm	250Vdc	X7R	1000pF	±10%	GRJ21AR72E102KWJ1#
							±10%	GRJ21AR72E152KWJ1#
1500pF	±10%	GRJ21AR72E222KWJ1#						
	±10%	GRJ21AR72E332KWJ1#						
4700pF	±10%	GRJ21AR72E472KWJ1#						
	±10%	GRJ21AR72E682KWJ1#						
1.45mm	250Vdc	X7R	10000pF	±10%	GRJ21BR72E103KWJ3#			
				±10%	GRJ21BR72E153KWJ3#			
			22000pF	±10%	GRJ21BR72E223KWJ3#			
	100Vdc	X7R	47000pF	±10%	GRJ21BR72A473KE01#			
				±20%	GRJ21BR72A473ME01#			
			0.10μF	±10%	GRJ21BR72A104KE01#			
±20%	GRJ21BR72A104ME01#							
50Vdc	X7R	47000pF	±10%	GRJ21BR71H473KE01#				
			±20%	GRJ21BR71H473ME01#				
		0.10μF	±10%	GRJ21BR71H104KE01#				
			±20%	GRJ21BR71H104ME01#				
		0.22μF	±10%	GRJ21BR71H224KE01#				
			±20%	GRJ21BR71H224ME01#				
0.47μF	±10%	GRJ21BR71H474KE01#						
	±20%	GRJ21BR71H474ME01#						
25Vdc	X7R	1.0μF	±10%	GRJ21BR71E105KE11#				
			±20%	GRJ21BR71E105ME11#				
		2.2μF	±10%	GRJ21BR71E225KE01#				
			±20%	GRJ21BR71E225ME01#				
16Vdc	X7R	4.7μF	±10%	GRJ21BR71C475KE01#				
			±20%	GRJ21BR71C475ME01#				
10Vdc	X7R	10μF	±10%	GRJ21BR71A106KE01#				
			±20%	GRJ21BR71A106ME01#				
1.5mm	100Vdc	X7S	1.0μF	±10%	GRJ21BC72A105KE11#			
				±20%	GRJ21BC72A105ME11#			

Part number # indicates the package specification code.

GRM Series
GJM Series
GVA Series
GMD Series
GQM Series
GR3 Series
GRJ Series
LLA Series
LLL Series
LLM Series
LLR Series
KRM Series
KR3 Series
NFM Series
GCH Series
Caution/Notice

GRJ Series High Dielectric Constant Type Part Number List

3.2×1.6mm

T max.	Rated Voltage	TC Code	Cap.	Tol.	Part Number	
0.95mm	100Vdc	X7R	0.10μF	±10%	GRJ319R72A104KE11#	
				±20%	GRJ319R72A104ME11#	
	50Vdc	X7R	0.10μF	±10%	GRJ319R71H104KE11#	
				±20%	GRJ319R71H104ME11#	
	1.25mm	1000Vdc	X7R	470pF	±10%	GRJ31BR73A471KWJ1#
				680pF	±10%	GRJ31BR73A681KWJ1#
1000pF				±10%	GRJ31BR73A102KWJ1#	
1500pF				±10%	GRJ31BR73A152KWJ1#	
2200pF				±10%	GRJ31BR73A222KWJ1#	
3300pF				±10%	GRJ31BR73A332KWJ1#	
4700pF		±10%	GRJ31BR73A472KWJ1#			
630Vdc		X7R	1000pF	±10%	GRJ31BR72J102KWJ1#	
	1500pF		±10%	GRJ31BR72J152KWJ1#		
	2200pF		±10%	GRJ31BR72J222KWJ1#		
	3300pF		±10%	GRJ31BR72J332KWJ1#		
	4700pF		±10%	GRJ31BR72J472KWJ1#		
	6800pF		±10%	GRJ31BR72J682KWJ1#		
250Vdc	X7R	15000pF	±10%	GRJ31BR72E153KWJ1#		
		22000pF	±10%	GRJ31BR72E223KWJ1#		
		68000pF	±10%	GRJ31BR72E683KWJ1#		
1.35mm	100Vdc	X7R	0.22μF	±10%	GRJ31MR72A224KE01#	
				±20%	GRJ31MR72A224ME01#	
	50Vdc	X7R	0.10μF	±10%	GRJ31MR71H104KE01#	
				±20%	GRJ31MR71H104ME01#	
	0.22μF			±10%	GRJ31MR71H224KE01#	
				±20%	GRJ31MR71H224ME01#	
	0.47μF			±10%	GRJ31MR71H474KE01#	
				±20%	GRJ31MR71H474ME01#	
	1.0μF			±10%	GRJ31MR71H105KE01#	
				±20%	GRJ31MR71H105ME01#	
	25Vdc	X7R	2.2μF	±10%	GRJ31MR71E225KE11#	
				±20%	GRJ31MR71E225ME11#	
16Vdc	X7R	2.2μF	±10%	GRJ31MR71C225KE11#		
			±20%	GRJ31MR71C225ME11#		
1.8mm	1000Vdc	X7R	6800pF	±10%	GRJ31CR73A682KWJ3#	
			10000pF	±10%	GRJ31CR73A103KWJ3#	
	630Vdc	X7R	15000pF	±10%	GRJ31CR72J153KWJ3#	
			22000pF	±10%	GRJ31CR72J223KWJ3#	
	250Vdc	X7R	33000pF	±10%	GRJ31CR72E333KWJ3#	
			47000pF	±10%	GRJ31CR72E473KWJ3#	
0.10μF	±10%	GRJ31CR72E104KWJ3#				
1.9mm	100Vdc	X7R	1.0μF	±10%	GRJ31CR72A105KE11#	
				±20%	GRJ31CR72A105ME11#	
	50Vdc	X7R	1.0μF	±10%	GRJ31CR71H105KE11#	
				±20%	GRJ31CR71H105ME11#	
	2.2μF			±10%	GRJ31CR71H225KE11#	
				±20%	GRJ31CR71H225ME11#	
	4.7μF			±10%	GRJ31CR71H475KE11#	
				±20%	GRJ31CR71H475ME11#	
25Vdc	X7R	10μF	±10%	GRJ31CR71E106KE11#		
			±20%	GRJ31CR71E106ME11#		

T max.	Rated Voltage	TC Code	Cap.	Tol.	Part Number
1.9mm	16Vdc	X7R	4.7μF	±10%	GRJ31CR71C475KE11#
				±20%	GRJ31CR71C475ME11#
			10μF	±10%	GRJ31CR71C106KE11#
	±20%	GRJ31CR71C106ME11#			
	10Vdc	X7R	10μF	±10%	GRJ31CR71A106KE11#
			±20%	GRJ31CR71A106ME11#	
22μF			±10%	GRJ31CR71A226KE12#	
±20%	GRJ31CR71A226ME12#				
6.3Vdc	X7R	22μF	±10%	GRJ31CR70J226KE12#	
			±20%	GRJ31CR70J226ME12#	

3.2×2.5mm

T max.	Rated Voltage	TC Code	Cap.	Tol.	Part Number
1.5mm	1000Vdc	X7R	6800pF	±10%	GRJ32QR73A682KWJ1#
			10000pF	±10%	GRJ32QR73A103KWJ1#
	630Vdc	X7R	22000pF	±10%	GRJ32QR72J223KWJ1#
			250Vdc	X7R	68000pF
	0.15μF	±10%	GRJ32QR72E154KWJ1#		
	2.0mm	1000Vdc	X7R	15000pF	±10%
22000pF				±10%	GRJ32DR73A223KWJ1#
630Vdc		X7R	33000pF	±10%	GRJ32DR72J333KWJ1#
			47000pF	±10%	GRJ32DR72J473KWJ1#
250Vdc	X7R	0.10μF	±10%	GRJ32DR72E104KWJ1#	
		0.22μF	±10%	GRJ32DR72E224KWJ1#	
2.3mm	100Vdc	X7R	2.2μF	±10%	GRJ32DR72A225KE11#
				±20%	GRJ32DR72A225ME11#
	X7S	4.7μF	±10%	GRJ32DC72A475KE11#	
			±20%	GRJ32DC72A475ME11#	
2.8mm	50Vdc	X7R	4.7μF	±10%	GRJ32ER71H475KE11#
				±20%	GRJ32ER71H475ME11#
			10μF	±10%	GRJ32ER71H106KE11#
				±20%	GRJ32ER71H106ME11#
	X7S	10μF	±10%	GRJ32EC71H106KE11#	
			±20%	GRJ32EC71H106ME11#	
	25Vdc	X7R	10μF	±10%	GRJ32ER71E106KE11#
				±20%	GRJ32ER71E106ME11#
16Vdc	X7R	22μF	±10%	GRJ32ER71C226KE11#	
			±20%	GRJ32ER71C226ME11#	
10Vdc	X7R	22μF	±10%	GRJ32ER71A226KE11#	
			±20%	GRJ32ER71A226ME11#	
	47μF	±10%	GRJ32ER71A476KE11#		
		±20%	GRJ32ER71A476ME11#		
6.3Vdc	X7R	47μF	±10%	GRJ32ER70J476KE11#	
			±20%	GRJ32ER70J476ME11#	

4.5×3.2mm

T max.	Rated Voltage	TC Code	Cap.	Tol.	Part Number
1.5mm	630Vdc	X7R	68000pF	±10%	GRJ43QR72J683KWJ1#
	250Vdc	X7R	0.15μF	±10%	GRJ43QR72E154KWJ1#
2.0mm	1000Vdc	X7R	33000pF	±10%	GRJ43DR73A333KWJ1#

Part number # indicates the package specification code.

GRM Series
 GJM Series
 GMA Series
 GMD Series
 GQM Series
 GR3 Series
 GRJ Series
 LLA Series
 LLL Series
 LLM Series
 LLP Series
 KRM Series
 KR3 Series
 NFM Series
 GCH Series
 ⚠Caution/ Notice

GRJ Series High Dielectric Constant Type Part Number List

(→ 4.5×3.2mm)

T max.	Rated Voltage	TC Code	Cap.	Tol.	Part Number
2.0mm	1000Vdc	X7R	47000pF	±10%	GRJ43DR73A473KWJ1#
			0.10μF	±10%	GRJ43DR72J104KWJ1#
	630Vdc	X7R	0.22μF	±10%	GRJ43DR72E224KWJ1#
			0.33μF	±10%	GRJ43DR72E334KWJ1#
			0.47μF	±10%	GRJ43DR72E474KWJ1#

5.7×5.0mm

T max.	Rated Voltage	TC Code	Cap.	Tol.	Part Number
2.0mm	1000Vdc	X7R	68000pF	±10%	GRJ55DR73A683KWJ1#
			0.10μF	±10%	GRJ55DR73A104KWJ1#
	630Vdc	X7R	0.15μF	±10%	GRJ55DR72J154KWJ1#
			0.22μF	±10%	GRJ55DR72J224KWJ1#
	250Vdc	X7R	0.33μF	±10%	GRJ55DR72E334KWJ1#
			0.47μF	±10%	GRJ55DR72E474KWJ1#
			0.68μF	±10%	GRJ55DR72E684KWJ1#
			1.0μF	±10%	GRJ55DR72E105KWJ1#

GRM Series

GJM Series

GVA Series

GMD Series

GQM Series

GR3 Series

GRJ Series

LLA Series

LLL Series

LLM Series

LLR Series

KRM Series

KR3 Series

NFM Series

GCH Series

⚠Caution/
Notice

8-Terminal Low ESL Monolithic Ceramic Capacitor

LLA Series

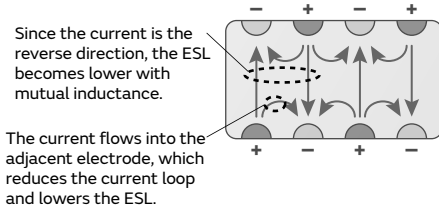
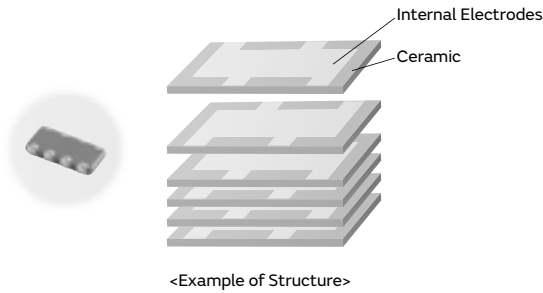


8-Terminal Type Low ESL Capacitor Ideal for Power Supply Decoupling of High-speed Operation IC

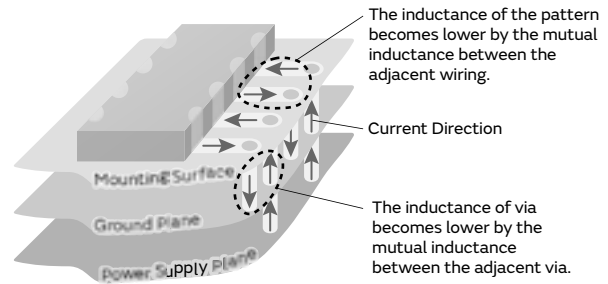
Features

① Ultra-low ESL

Since the equivalent series inductance (ESL) is very low with excellent high frequency characteristics due to the design structure, this capacitor is ideal for power supply decoupling of high-speed operation IC.



<Effectiveness of Cancelling Out Inductance by Mutual Inductance>



<Effectiveness of Suppressing Inductance when Mounting a Multi-terminal Capacitor>

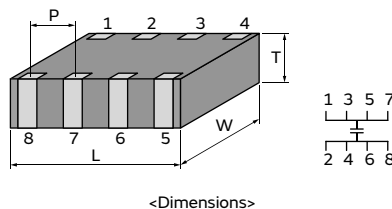
The inductance for the boards also becomes lower, not only the capacitor.

② A maximum operating temperature up to 125°C

This product is applicable to high temperatures (X7* characteristics); however, Murata also offers numerous thin type products, which are ideal as decoupling capacitors on IC package.

Specifications

Size (mm)	1.6×0.8mm to 3.2×1.6mm
Rated Voltage	4Vdc to 25Vdc
Capacitance	10000pF to 4.7μF
Main Applications	Application processor/CPU/GPU



This catalog contains only a portion of the product lineup. Please refer to the capacitor search tool on the Murata Web site for details.

LLA Series High Dielectric Constant Type Part Number List

1.6×0.8mm

T max.	Rated Voltage	TC Code	Cap.	Tol.	Part Number
0.55mm	4Vdc	X7S	0.10μF	±20%	LLA185C70G104MA01#
			0.22μF	±20%	LLA185C70G224MA01#
			0.47μF	±20%	LLA185C70G474MA01#
			2.2μF	±20%	LLA185C70G225ME16#

2.0×1.25mm

T max.	Rated Voltage	TC Code	Cap.	Tol.	Part Number
0.55mm	25Vdc	X7R	10000pF	±20%	LLA215R71E103MA14#
			22000pF	±20%	LLA215R71E223MA14#
	16Vdc	X7R	47000pF	±20%	LLA215R71C473MA14#
			0.10μF	±20%	LLA215R71C104MA14#
	10Vdc	X7R	0.22μF	±20%	LLA215R71A224MA14#
	6.3Vdc	X7R	0.47μF	±20%	LLA215R70J474MA14#
	4Vdc	X7S	1.0μF	±20%	LLA215C70G105MA14#
			4.7μF	±20%	LLA215C70G475ME19#
0.95mm	25Vdc	X7R	10000pF	±20%	LLA219R71E103MA01#
			22000pF	±20%	LLA219R71E223MA01#
			47000pF	±20%	LLA219R71E473MA01#
	16Vdc	X7R	0.10μF	±20%	LLA219R71C104MA01#
			0.22μF	±20%	LLA219R71C224MA01#
	10Vdc	X7R	0.47μF	±20%	LLA219R71A474MA01#
	6.3Vdc	X7R	1.0μF	±20%	LLA219R70J105MA01#
	4Vdc	X7S	2.2μF	±20%	LLA219C70G225MA01#

3.2×1.6mm

T max.	Rated Voltage	TC Code	Cap.	Tol.	Part Number
0.55mm	16Vdc	X7R	0.22μF	±20%	LLA315R71C224MA14#
			0.47μF	±20%	LLA315R71A474MA14#
	6.3Vdc	X7R	1.0μF	±20%	LLA315R70J105MA14#
			2.2μF	±20%	LLA315R70J225MA14#
0.95mm	16Vdc	X7R	0.47μF	±20%	LLA319R71C474MA01#
	10Vdc	X7R	1.0μF	±20%	LLA319R71A105MA01#
1.25mm	16Vdc	X7R	1.0μF	±20%	LLA31MR71C105MA01#
	10Vdc	X7R	2.2μF	±20%	LLA31MR71A225MA01#

GRM Series
 GJM Series
 GVA Series
 GMD Series
 GOM Series
 GR3 Series
 GRJ Series
 LLA Series
 LLL Series
 LLM Series
 LLR Series
 KRM Series
 KR3 Series
 NFM Series
 GCH Series
 ⚠Caution/Notice

LW Reversed Type Low ESL Monolithic Ceramic Capacitors

LLL Series

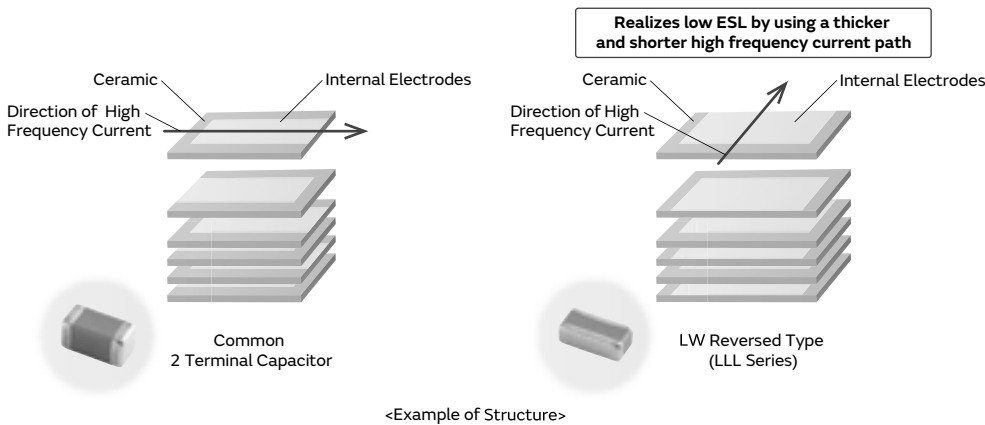


This low ESL capacitor is ideal for power supply decoupling of high-speed operation electronic equipment.

Features

① Low ESL

Since the equivalent series inductance (ESL) is low and excellent in high frequency characteristics, this capacitor is suitable for power supply decoupling of high-speed operation electronic equipment.

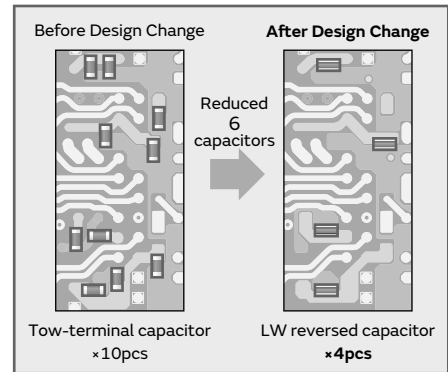


② Contributes to a reduction in the number of components.

The number of components can be reduced by using low ESL capacitors, while maintaining functions equivalent to general purpose capacitors (GRM Series).

Murata proposes the use of the LLL series to reduce the number of components and high costs. Simulation is also possible.

Proposal for Cost Reductions

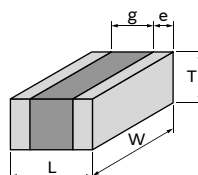


③ A maximum operating temperature up to 125°C

We also offer an abundant lineup of X7* characteristics that can be used in high temperature locations, such as IC packages.

Specifications

Size (mm)	0.5×1.0mm to 1.6×3.2mm
Rated Voltage	2.5Vdc to 50Vdc
Capacitance	2200pF to 10μF
Main Applications	Application processor/CPU/GPU



<Dimensions>

This catalog contains only a portion of the product lineup. Please refer to the capacitor search tool on the Murata Web site for details.

GRM Series
 GJM Series
 GMA Series
 GMD Series
 GQM Series
 GR3 Series
 GRJ Series
 LLA Series
 LLL Series
 LLM Series
 LLP Series
 KRM Series
 KR3 Series
 NFM Series
 GCH Series
 ⚠Caution/Notice

LLL Series High Dielectric Constant Type Part Number List

0.5×1.0mm

T max.	Rated Voltage	TC Code	Cap.	Tol.	Part Number
0.35mm	6.3Vdc	X6S	0.10µF	±20%	LLL153C80J104ME01#
			0.22µF	±20%	LLL153C80J224ME14#
	4Vdc	X7S	0.47µF	±20%	LLL153C70G474ME17#
		X6S	1.0µF	±20%	LLL153C80G105ME21#

0.6×1.0mm

T max.	Rated Voltage	TC Code	Cap.	Tol.	Part Number
0.45mm	4Vdc	X5R	4.3µF	±20%	LLL1U4R60G435ME22# D1

0.8×1.6mm

T max.	Rated Voltage	TC Code	Cap.	Tol.	Part Number
0.5mm	25Vdc	X7R	10000pF	±20%	LLL185R71E103MA11#
	16Vdc	X7R	22000pF	±20%	LLL185R71C223MA11#
			47000pF	±20%	LLL185R71C473MA11#
	10Vdc	X7R	0.10µF	±20%	LLL185R71A104MA11#
	4Vdc	X7S	0.22µF	±20%	LLL185C70G224MA11#
0.55mm	4Vdc	X7S	2.2µF	±20%	LLL185C70G225ME01#
0.6mm	50Vdc	X7R	2200pF	±20%	LLL185R71H222MA01#
			4700pF	±20%	LLL185R71H472MA01#
	25Vdc	X7R	10000pF	±20%	LLL185R71E103MA01#
			22000pF	±20%	LLL185R71E223MA01#
	16Vdc	X7R	47000pF	±20%	LLL185R71C473MA01#
	10Vdc	X7R	0.10µF	±20%	LLL185R71A104MA01#
			0.22µF	±20%	LLL185R71A224MA01#
	4Vdc	X7S	0.47µF	±20%	LLL185C70G474MA01#

1.25×2.0mm

T max.	Rated Voltage	TC Code	Cap.	Tol.	Part Number
0.5mm	50Vdc	X7R	10000pF	±20%	LLL215R71H103MA11#
	25Vdc	X7R	22000pF	±20%	LLL215R71E223MA11#
	16Vdc	X7R	47000pF	±20%	LLL215R71C473MA11#
			0.10µF	±20%	LLL215R71C104MA11#
	10Vdc	X7R	0.22µF	±20%	LLL215R71A224MA11#
	6.3Vdc	X7R	0.47µF	±20%	LLL215R70J474MA11#
	4Vdc	X7S	1.0µF	±20%	LLL215C70G105MA11#
0.7mm	50Vdc	X7R	10000pF	±20%	LLL216R71H103MA01#
			22000pF	±20%	LLL216R71H223MA01#
	25Vdc	X7R	47000pF	±20%	LLL216R71E473MA01#
			0.10µF	±20%	LLL216R71E104MA01#
10Vdc	X7R	0.22µF	±20%	LLL216R71A224MA01#	
0.95mm	16Vdc	X7R	0.22µF	±20%	LLL219R71C224MA01#
	10Vdc	X7R	0.47µF	±20%	LLL219R71A474MA01#
			1.0µF	±20%	LLL219R71A105MA01#
	4Vdc	X7S	2.2µF	±20%	LLL219C70G225MA01#

1.6×3.2mm

T max.	Rated Voltage	TC Code	Cap.	Tol.	Part Number
0.5mm	50Vdc	X7R	10000pF	±20%	LLL315R71H103MA11#
			22000pF	±20%	LLL315R71H223MA11#
	25Vdc	X7R	47000pF	±20%	LLL315R71E473MA11#
			0.10µF	±20%	LLL315R71E104MA11#
			0.22µF	±20%	LLL315R71C224MA11#
10Vdc	X7R	0.47µF	±20%	LLL315R71A474MA11#	
0.8mm	50Vdc	X7R	10000pF	±20%	LLL317R71H103MA01#
			22000pF	±20%	LLL317R71H223MA01#
			47000pF	±20%	LLL317R71H473MA01#
	25Vdc	X7R	0.10µF	±20%	LLL317R71E104MA01#
			0.22µF	±20%	LLL317R71C224MA01#
	16Vdc	X7R	0.47µF	±20%	LLL317R71C474MA01#
10Vdc	X7R	1.0µF	±20%	LLL317R71A105MA01#	
6.3Vdc	X7R	2.2µF	±20%	LLL317R70J225MA01#	
1.25mm	50Vdc	X7R	0.10µF	±20%	LLL31MR71H104MA01#
			0.22µF	±20%	LLL31MR71E224MA01#
	16Vdc	X7R	0.47µF	±20%	LLL31MR71E474MA01#
			1.0µF	±20%	LLL31MR71C105MA01#
	10Vdc	X7R	2.2µF	±20%	LLL31MR71A225MA01#
	6.3Vdc	X7R	4.7µF	±20%	LLL31MR70J475MA01#
X5R			10µF	±20%	LLL31MR60J106ME01#

10-Terminal Type Low ESL Monolithic Ceramic Capacitor

LLM Series

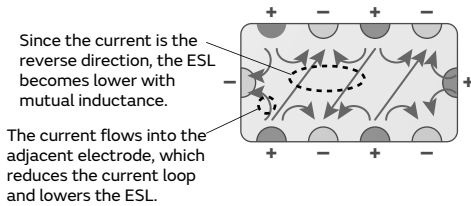
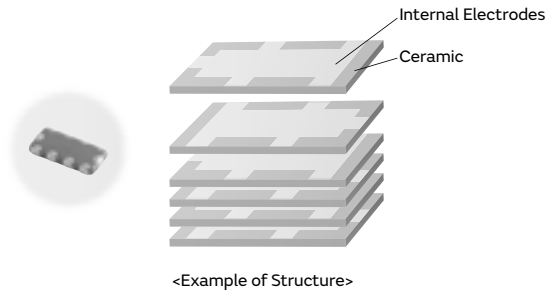


10-Terminal Type Low ESL Capacitor Ideal for Power Supply Decoupling of High-speed Operation IC

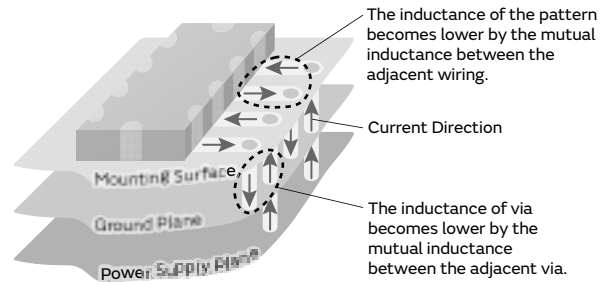
Features

① This is the lowest ESL LW reversed type capacitor.

Since the equivalent series inductance (ESL) of this product is even lower than the LLA series (8-terminal product) with excellent high frequency characteristics, this capacitor is ideal for power supply decoupling of high-speed operation IC.



<Effectiveness of Cancelling Out Inductance by Mutual Inductance>



<Effectiveness of Suppressing Inductance when Mounting a Multi-terminal Capacitor>

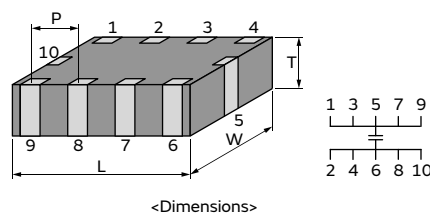
The inductance for the boards also becomes lower, not only the capacitor.

② A maximum operating temperature up to 125°C

This product is applicable to high temperatures (X7* characteristics); however, Murata also offers numerous thin type products, which are ideal as decoupling capacitors on IC package.

Specifications

Size (mm)	2.0×1.25mm to 3.2×1.6mm
Rated Voltage	4Vdc to 16Vdc
Capacitance	0.10μF to 2.2μF
Main Applications	Application processor/CPU/GPU



This catalog contains only a portion of the product lineup. Please refer to the capacitor search tool on the Murata Web site for details.

LLM Series High Dielectric Constant Type Part Number List

2.0×1.25mm

T max.	Rated Voltage	TC Code	Cap.	Tol.	Part Number
0.55mm	6.3Vdc	X7R	0.22μF	±20%	LLM215R70J224MA11#
			0.47μF	±20%	LLM215R70J474MA11#
	4Vdc	X7S	1.0μF	±20%	LLM215C70G105MA11#

3.2×1.6mm

T max.	Rated Voltage	TC Code	Cap.	Tol.	Part Number
0.55mm	16Vdc	X7R	0.10μF	±20%	LLM315R71C104MA11#
			0.22μF	±20%	LLM315R71C224MA11#
	10Vdc	X7R	0.47μF	±20%	LLM315R71A474MA11#
	6.3Vdc	X7R	2.2μF	±20%	LLM315R70J225MA11#

GRM Series

GJM Series

GVA Series

GMD Series

GOM Series

GR3 Series

GRJ Series

LLA Series

LLL Series

LLM Series

LLR Series

KRM Series

KR3 Series

NFM Series

GCH Series

⚠Caution/
Notice

ESR Controlled Type Low ESL Monolithic Ceramic Capacitors

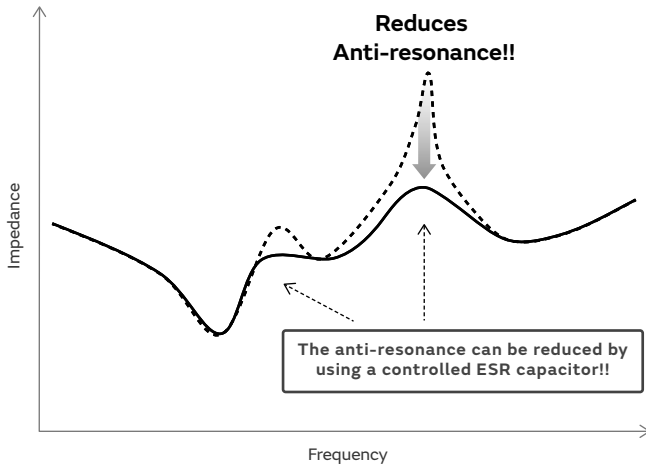
LLR Series  **Low ESL** 

ESR Controlled Type Low ESL Capacitors Equipped with Anti-resonance Control Function

Features

① **Reduces Anti-resonance**

This capacitor is controlled so that the equivalent series resistance (ESR) becomes slightly higher, and is effective in reducing the anti-resonance that occurs when capacitor arrays are used.



② **Lineup of capacitors with ESR values from 100-1,000mΩ.**

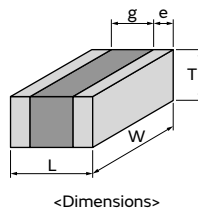
According to the conditions of the anti-resonance, the most suitable ESR value can be selected from 4 types.

③ **Low ESL**

This ESR controlled type capacitor has excellent high frequency characteristics, with low equivalent series inductance (ESL). This is also ideal as a decoupling component.

Specifications

Size (mm)	0.8×1.6mm
Rated Voltage	4Vdc
Capacitance	1.0μF
Main Applications	Network processor/ASIC/PMIC



This catalog contains only a portion of the product lineup. Please refer to the capacitor search tool on the Murata Web site for details.

GRM Series
 GJM Series
 GMA Series
 GMD Series
 GQM Series
 GR3 Series
 GRJ Series
 LLA Series
 LLL Series
 LLM Series
 LLR Series
 KRM Series
 KR3 Series
 NFM Series
 GCH Series
 Caution/Notice

LLR Series High Dielectric Constant Type Part Number List

0.8×1.6mm

T max.	Rated Voltage	TC Code	Cap.	Tol.	Part Number	
0.55mm	4Vdc	X7S	1.0μF	±20%	LLR185C70G105ME01#	
				±20%	LLR185C70G105ME03#	
				±20%	LLR185C70G105ME05#	
				±20%	LLR185C70G105ME07#	

GRM Series

GJM Series

GVA Series

GMD Series

GOM Series

GR3 Series

GRJ Series

LLA Series

LLL Series

LLM Series

LLR Series

KRM Series

KR3 Series

NFM Series

GCH Series

⚠Caution/
Notice

Part number # indicates the package specification code.

Metal terminal type monolithic ceramic capacitors

KRM Series



Anti-noise

Deflecting crack

Soldering crack

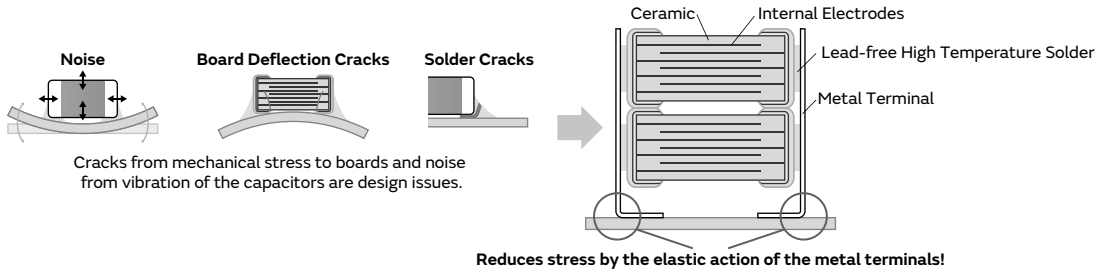


Bonding the metal terminals to external electrodes solves design issues by mounting large size MLCC!

Features

① **Bond metal terminals to the external electrodes of chips.**

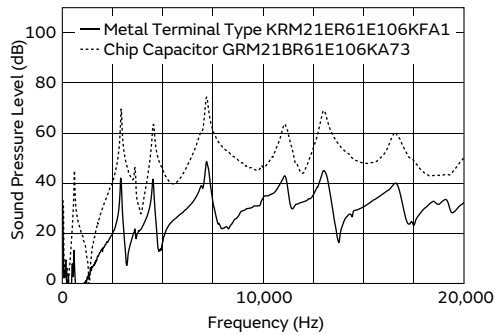
The stress applied to the chip is relieved by the elastic action of the metal terminal.



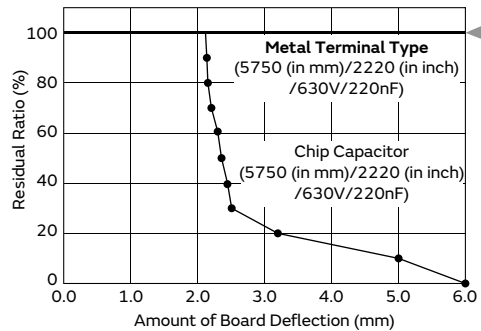
② **Substantially reduces noise, board deflection cracks and soldering cracks.**

This product is not damaged even with a board deflection of 6 mm.
 Solder cracks do not occur even with 2,000 cycles of heat stress.

● **Acoustic Noise is Reduced with Metal Terminals**



● **Reduces Stress Caused by Board Deflection**



No damage, even with 6 mm board deflection!!

● **Suppresses Solder Cracks Caused by Heat Stress**

Chip Size	Chip Only (5750 (in mm)/2220 (in inch) size)	Metal Terminal Type (5750 (in mm)/2220 (in inch) size)
1000 Cycle	 ↑Solder Crack	
2000 Cycle	 ↑Solder Crack	

Compared with chips only, this product is excellent in solder cracking resistance.

Test Condition: -55 to +125°C, 5min.,(Liquid Phase)
 Board Used: Glass Epoxy Board (FR-4)

Demonstrates replacement value of low noise capacitors Experience the effectiveness of the KRM Series.

▶ Examples of Noise Countermeasures

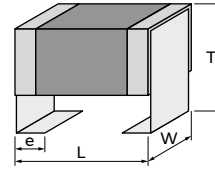


③ **2 chips can be stacked.**

Realize large capacity by stacking 2 capacitors.

Specifications

Size (mm)	2.2×1.25mm to 6.1×5.3mm
Rated Voltage	16Vdc to 1000Vdc
Capacitance	68000pF to 68μF
Main Applications	For smoothing and noise suppression of DC-DC converters



<Dimensions>

This catalog contains only a portion of the product lineup.
 Please refer to the capacitor search tool on the Murata Web site for details.

GRM Series

GJM Series

GVA Series

GMD Series

GOM Series

GR3 Series

GRJ Series

LLA Series

LLL Series

LLM Series

LLR Series

KRM Series

KR3 Series

NFM Series

GCH Series

⚠Caution/
 Notice

KRM Series High Dielectric Constant Type Anti-noise Deflecting crack Soldering crack Part Number List

2.2×1.25mm

T max.	Rated Voltage	TC Code	Cap.	Tol.	Part Number
1.9mm	25Vdc	X5R	10μF	±10%	KRM21ER61E106KFA1#
	16Vdc	X5R	10μF	±10%	KRM21ER61C106KFA1#
2.0mm	25Vdc	X7S	10μF	±10%	KRM21FC71E106KFA1#
		X6S	10μF	±10%	KRM21FC81E106KFA1#
	X5R	22μF	±20%	KRM21FR61E226MFA1#	

3.5×1.7mm

T max.	Rated Voltage	TC Code	Cap.	Tol.	Part Number
2.0mm	25Vdc	X5R	10μF	±10%	KRM31FR61E106KH01#
2.9mm	100Vdc	X7R	1.0μF	±10%	KRM31KR72A105KH01#
	50Vdc	X7R	4.7μF	±10%	KRM31KR71H475KH01#
	35Vdc	X6S	10μF	±10%	KRM31KC8YA106KH01#
	25Vdc	X6S	10μF	±10%	KRM31KC81E106KH01#

3.6×1.7mm

T max.	Rated Voltage	TC Code	Cap.	Tol.	Part Number
2.9mm	50Vdc	X7R	2.2μF	±10%	KRM31KR71H225KH01#

3.7×1.85mm

T max.	Rated Voltage	TC Code	Cap.	Tol.	Part Number
2.9mm	100Vdc	X7R	2.2μF	±10%	KRM31KR72A225KH01#

6.1×5.3mm

T max.	Rated Voltage	TC Code	Cap.	Tol.	Part Number
3.0mm	1000Vdc	X7R	68000pF	±10%	KRM55LR73A683KH01#
			0.10μF	±10%	KRM55LR73A104KH01#
	630Vdc	X7R	0.15μF	±10%	KRM55LR72J154KH01#
			0.22μF	±10%	KRM55LR72J224KH01#
	250Vdc	X7R	0.68μF	±10%	KRM55LR72E684KH01#
			1.0μF	±10%	KRM55LR72E105KH01#
	100Vdc	X7R	4.7μF	±10%	KRM55LR72A475KH01#
	63Vdc	X7R	4.7μF	±10%	KRM55LR71J475KH01#
	50Vdc	X7R	4.7μF	±10%	KRM55LR71H475KH01#
			10μF	±10%	KRM55LR71H106KH01#
	35Vdc	X7R	10μF	±10%	KRM55LR7YA106KH01#
			15μF	±10%	KRM55LR7YA156KH01#
25Vdc	X7R	15μF	±10%	KRM55LR71E156KH01#	
3.9mm	100Vdc	X7R	6.8μF	±10%	KRM55QR72A685KH01#
			10μF	±10%	KRM55QR72A106KH01#
	63Vdc	X7R	10μF	±10%	KRM55QR71J106KH01#
	50Vdc	X7R	17μF	±10%	KRM55QR71H176KH01#
	35Vdc	X7R	17μF	±10%	KRM55QR7YA176KH01#
			22μF	±10%	KRM55QR7YA226KH01#
25Vdc	X7R	22μF	±10%	KRM55QR71E226KH01#	

T max.	Rated Voltage	TC Code	Cap.	Tol.	Part Number
3.9mm	25Vdc	X7R	33μF	±10%	KRM55QR71E336KH01#
5.0mm	1000Vdc	X7R	0.15μF	±20%	KRM55TR73A154MH01#
			0.22μF	±20%	KRM55TR73A224MH01#
	630Vdc	X7R	0.33μF	±20%	KRM55TR72J334MH01#
			0.47μF	±20%	KRM55TR72J474MH01#
	250Vdc	X7R	1.5μF	±20%	KRM55TR72E155MH01#
			2.2μF	±20%	KRM55TR72E225MH01#
	100Vdc	X7R	10μF	±20%	KRM55TR72A106MH01#
	50Vdc	X7R	22μF	±20%	KRM55TR71H226MH01#
	35Vdc	X7R	22μF	±20%	KRM55TR7YA226MH01#
			33μF	±20%	KRM55TR7YA336MH01#
25Vdc	X7R	33μF	±20%	KRM55TR71E336MH01#	
6.7mm	100Vdc	X7R	15μF	±20%	KRM55WR72A156MH01#
			22μF	±20%	KRM55WR72A226MH01#
	63Vdc	X7R	22μF	±20%	KRM55WR71J226MH01#
	50Vdc	X7R	33μF	±20%	KRM55WR71H336MH01#
	35Vdc	X7R	47μF	±20%	KRM55WR7YA476MH01#
	25Vdc	X7R	47μF	±20%	KRM55WR71E476MH01#
			68μF	±20%	KRM55WR71E686MH01#

Part number # indicates the package specification code.

GRM Series
 GJM Series
 GMA Series
 GMD Series
 GQM Series
 GR3 Series
 GRJ Series
 LLA Series
 LLL Series
 LLM Series
 LLR Series
 KRM Series
 KR3 Series
 NFM Series
 GCH Series
 ⚠Caution/Notice

High Effective Capacitance & High Allowable Ripple Current Metal Terminal Type Monolithic Ceramic Capacitor

KR3 Series



Anti-noise

Deflecting crack

Soldering crack

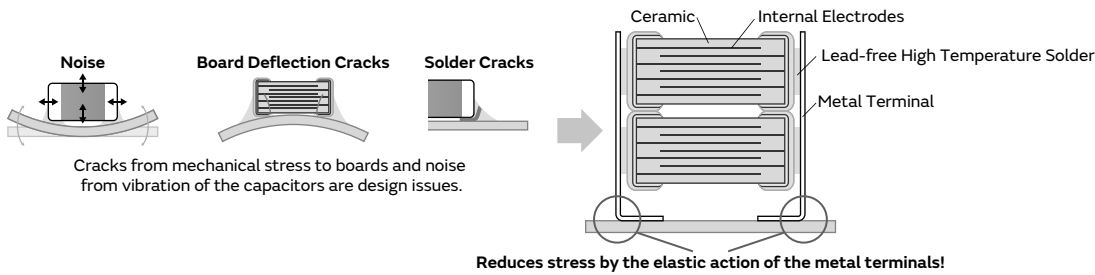
WEB

Bonding the metal terminals to external electrodes solves design issues by mounting large size MLCC!

Features

1 Bond Metal Terminals to External Electrodes of Chips

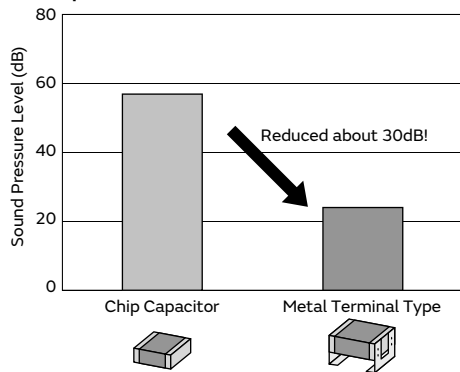
This product has high resistance to heat and mechanical impact and greatly reduces acoustic noise of boards by ceramics.



2 Stacking of Chips

Achieve high capacity by stacking 2 capacitors.

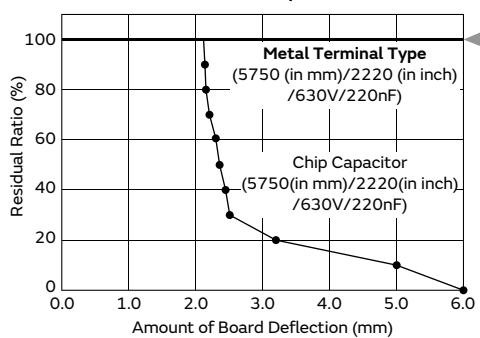
Comparison of Noise Reduction Effects



Evaluation Items: 5750 (in mm)/2220 (in inch) size/DC630V/220nF
 Test Method: DC50V, AC10Vp-p/3kHz
 Test Board: Glass Epoxy Board (T: 1.6mm)
 Test Quantity: 3pc
 Distance Between Microphone and Board: 3mm

Note: Results Using Murata's Evaluation Board

Reduces Stress Caused by Board Deflection



Suppresses Solder Cracks Caused by Heat Stress

Chip Size	Chip Only (5750 (in mm)/2220 (in inch) size)	Metal Terminal Type (5750 (in mm)/2220 (in inch) size)
1000 Cycle	 ↑ Solder Crack	
2000 Cycle	 ↑ Solder Crack	

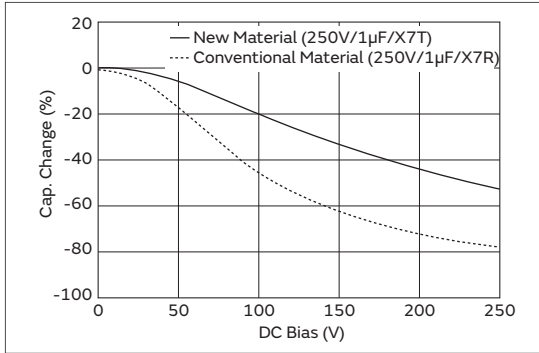
Compared with chips only, this product is excellent in solder cracking resistance.

Test Condition: -55 to +125°C, 5min., (Liquid Phase)
 Board Used: Glass Epoxy Board (FR-4)

- GRM Series
- GJM Series
- GMA Series
- GMD Series
- GQM Series
- GR3 Series
- GRJ Series
- LLA Series
- LLL Series
- LLM Series
- LLR Series
- KRM Series
- KR3 Series
- NFM Series
- GCH Series
- ⚠Caution/
Notice

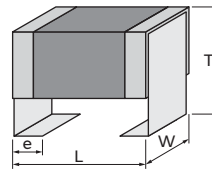
3 Adopted Low Dielectric Constant Materials

Improved effective capacity and ripple resistant performance, compared to conventional products (X7R characteristics).



Specifications

Size (mm)	6.1×5.3mm
Rated Voltage	250Vdc to 630Vdc
Capacitance	0.10µF to 2.2µF
Main Applications	For DC-DC converters of general electronic equipment



<Dimensions>

This catalog contains only a portion of the product lineup.
 Please refer to the capacitor search tool on the Murata Web site for details.

KR3 Series High Dielectric Constant Type Anti noise Defecting crack Soldering crack Part Number List

6.1×5.3mm

T max.	Rated Voltage	TC Code	Cap.	Tol.	Part Number
3.0mm	630Vdc	X7T	0.10μF	±10%	KR355LD72J104KH01#
			0.15μF	±10%	KR355LD72J154KH01#
	450Vdc	X7T	0.22μF	±10%	KR355LD72W224KH01#
			0.33μF	±10%	KR355LD72W334KH01#
			0.47μF	±10%	KR355LD72W474KH01#
	250Vdc	X7T	0.47μF	±10%	KR355LD72E474KH01#
0.68μF			±10%	KR355LD72E684KH01#	
3.9mm	630Vdc	X7T	0.22μF	±10%	KR355QD72J224KH01#
			0.27μF	±10%	KR355QD72J274KH01#
	450Vdc	X7T	0.56μF	±10%	KR355QD72W564KH01#
5.0mm	450Vdc	X7T	0.68μF	±20%	KR355TD72W684MH01#
			1.0μF	±20%	KR355TD72W105MH01#
	250Vdc	X7T	1.5μF	±20%	KR355TD72E155MH01#
6.7mm	630Vdc	X7T	0.47μF	±20%	KR355WD72J474MH01#
			0.56μF	±20%	KR355WD72J564MH01#
	450Vdc	X7T	1.2μF	±20%	KR355WD72W125MH01#
	250Vdc	X7T	2.2μF	±20%	KR355WD72E225MH01#

GRM Series
 GJM Series
 GVA Series
 GMD Series
 GQM Series
 GR3 Series
 GRJ Series
 LLA Series
 LLL Series
 LLM Series
 LLR Series
 KRM Series
 KR3 Series
 NFM Series
 GCH Series
 Caution/Notice

3 Terminal Low ESL Monolithic Ceramic Capacitors

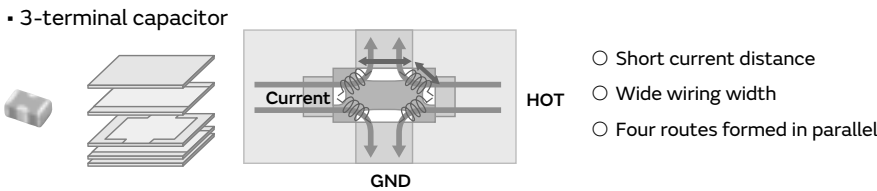
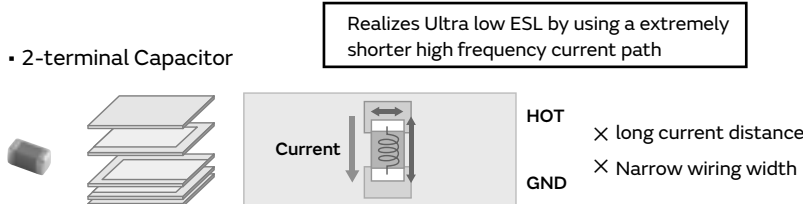
NFM Series  **LOW ESL** **EMI FIL®** 

This is the most suitable Low ESL capacitors for noise measurement and power decoupling of highspeed electrical devices.

Features

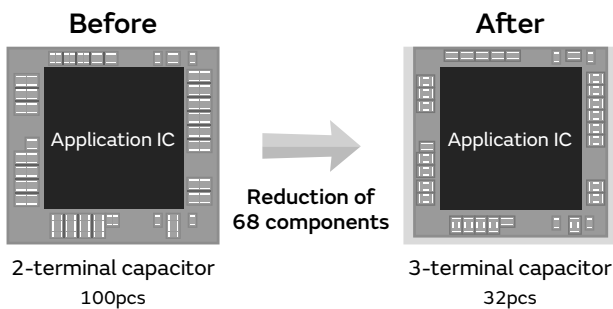
① **Low ESL**

Since the equivalent series inductance (ESL) is low and excellent in high frequency characteristics, this capacitor is suitable for power supply decoupling of high-speed operation electronic equipment.



② **Contributes to a reduction in the number of components.**

The number of components can be reduced by using low ESL capacitors, while maintaining functions equivalent to general purpose capacitors (GRM Series).

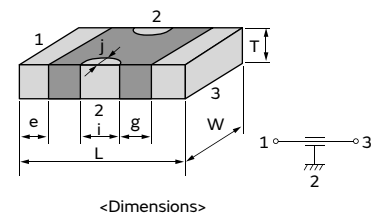


③ **Contributes to noise suppression**

Example of noise suppression effect 

Specifications

Size (mm)	1.0×0.5mm to 4.5×1.6mm
Rated Voltage	2.5Vdc to 100Vdc
Capacitance	100pF to 27μF
Main Applications	For decoupling and smoothing circuits, For noise suppression



NFM Series Part Number List

1.0×0.5mm

T max.	Rated Voltage	Cap.	Tol.	Part Number
0.35mm	6.3Vdc	0.47µF	±20%	NFM15PC474R0J3#
	4Vdc	0.47µF	±20%	NFM15PC474D0G3#
		1.0µF	±20%	NFM15PC105R0G3#
0.5mm	16Vdc	2200pF	±20%	NFM15CC222D1C3#
		22000pF	±20%	NFM15CC223C1C3#
		47000pF	±20%	NFM15PC473C1C3#
	10Vdc	2200pF	±20%	NFM15CC222D1A3#
		22000pF	±20%	NFM15CC223C1A3#
		47000pF	±20%	NFM15PC473C1A3#
		0.10µF	±20%	NFM15PC104R1A3#
		0.22µF	±20%	NFM15PC224R1A3#
	6.3Vdc	0.10µF	±20%	NFM15PC104D0J3#
0.22µF		±20%	NFM15PC224D0J3#	
2.5Vdc	4.3µF	±20%	NFM15PC435R0E3#	
0.65mm	2.5Vdc	7.5µF	±20%	NFM15PC755R0E3#
0.7mm	2.5Vdc	9.1µF	±20%	NFM15PC915R0E3#

1.6×0.8mm

T max.	Rated Voltage	Cap.	Tol.	Part Number
0.7mm	16Vdc	100pF	±20%	NFM18CC101R1C3#
		220pF	±20%	NFM18CC221R1C3#
		470pF	±20%	NFM18CC471R1C3#
		1000pF	±20%	NFM18CC102R1C3#
		2200pF	±20%	NFM18CC222R1C3#
		22000pF	±20%	NFM18CC223R1C3#
		0.10µF	±20%	NFM18PC104R1C3#
	6.3Vdc	0.22µF	±20%	NFM18PC224R0J3#
		0.47µF	±20%	NFM18PC474R0J3#
			±20%	NFM18PS474R0J3#
1.0µF	±20%	NFM18PS105D0J3#		
		±20%	NFM18PS105R0J3#	
0.9mm	10Vdc	2.2µF	±20%	NFM18PC225B1A3#
	6.3Vdc	1.0µF	±20%	NFM18PC105R0J3#

2.0×1.25mm

T max.	Rated Voltage	Cap.	Tol.	Part Number
0.95mm	50Vdc	220pF	±20%	NFM21CC221R1H3#
		470pF	±20%	NFM21CC471R1H3#
		1000pF	±20%	NFM21CC102R1H3#
		2200pF	±20%	NFM21CC222R1H3#
		22000pF	±20%	NFM21CC223R1H3#
	25Vdc	0.10µF	±20%	NFM21PC104R1E3#
	16Vdc	0.22µF	±20%	NFM21PC224R1C3#
		0.47µF	±20%	NFM21PC474R1C3#
		1.0µF	±20%	NFM21PC105B1C3#
	10Vdc	1.0µF	±20%	NFM21PC105B1A3#
4.7µF		±20%	NFM21PC475B1A3#	

T max.	Rated Voltage	Cap.	Tol.	Part Number
0.95mm	6.3Vdc	2.2µF	±20%	NFM21PC225B0J3#
		10µF	±20%	NFM21PS106B0J3#

3.2×1.25mm

T max.	Rated Voltage	Cap.	Tol.	Part Number
0.9mm	50Vdc	220pF	+50/-20%	NFM3DCC221R1H3#
		470pF	+50/-20%	NFM3DCC471R1H3#
		1000pF	+50/-20%	NFM3DCC102R1H3#
		2200pF	+50/-20%	NFM3DCC222R1H3#
		22000pF	+50/-20%	NFM3DCC223R1H3#
			±20%	NFM3DPC223R1H3#

3.2×1.6mm

T max.	Rated Voltage	Cap.	Tol.	Part Number
1.5mm	100Vdc	10000pF	±20%	NFM31KC103R2A3#
		15000pF	±20%	NFM31KC153R2A3#
		22000pF	±20%	NFM31KC223R2A3#
		0.10µF	±20%	NFM31KC104R2A3#
	50Vdc	10000pF	±20%	NFM31KC103R1H3#
		15000pF	±20%	NFM31KC153R1H3#
		22000pF	±20%	NFM31KC223R1H3#
		0.10µF	±20%	NFM31KC104R1H3#
	6.3Vdc	27µF	±20%	NFM31PC276B0J3#

4.5×1.6mm

T max.	Rated Voltage	Cap.	Tol.	Part Number
1.2mm	100Vdc	470pF	+50/-20%	NFM41CC471R2A3#
		1000pF	+50/-20%	NFM41CC102R2A3#
		2200pF	+50/-20%	NFM41CC222R2A3#
		22000pF	+50/-20%	NFM41CC223R2A3#
	50Vdc	0.20µF	+80/-20%	NFM41PC204F1H3#
		1.5µF	±20%	NFM41PC155B1H3#
	25Vdc	1.5µF	±20%	NFM41PC155B1E3#

Part number # indicates the package specification code.

Monolithic Ceramic Capacitors for implanted Medical Devices

GCH Series



These medical-grade monolithic ceramic capacitors are suitable for use in non-critical circuits of implanted medical devices such as cardiac pacemakers.

Features

1 Ideal for use in implanted medical devices (non-critical circuits*)

These capacitors are suitable for use in non-critical circuits of implanted medical devices such as cardiac pacemakers, implanted diagnostic devices, implanted rehabilitation devices and implanted nerve stimulation devices.

They were developed based on high-reliability capacitor design technology, quality control, and process management know-how amassed by Murata in the development of markets requiring high reliability, such as the automotive market.

As verified by reliability testing including heat cycle and humidity-resistance load tests, they are guaranteed to withstand more severe conditions than our general-purpose (GRM series) capacitors.

*** Non-critical circuits**

This term refers to circuits in implanted medical devices that are not directly linked to life support, i.e., circuits that will not directly endanger the life of the patient should the functionality of the device be reduced or halted by failure of the circuit.

In the case of cardiac pacemakers, circuits that are not directly linked to life support would be considered non-critical circuits.

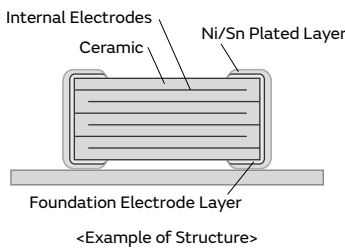
Murata also produces a series of capacitors (the GCR series) suitable for critical circuits linked to life support. Please contact your Murata sales representative for details.

You can also contact us via our website.

2 Individual management and inspection available upon request.

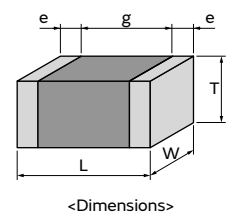
Individual management, such as appearance inspections or verification of various characteristics, can be performed upon request.

3 Sn plating is applied to the external electrodes; excellent solderability.



Specifications

Size (mm)	1.0×0.5mm to 3.2×2.5mm
Rated Voltage	6.3Vdc to 100Vdc
Capacitance	1.0pF to 47μF
Main Applications	Non-critical circuits of Implanted medical devices such as cardiac pacemakers, Implanted diagnostic devices, Implanted rehabilitation devices and Implanted nerve stimulation devices



This catalog contains only a portion of the product lineup.
 Please refer to the capacitor search tool on the Murata Web site for details.

GRM Series
 GJM Series
 GMA Series
 GMD Series
 GQM Series
 GR3 Series
 GRJ Series
 LLA Series
 LLL Series
 LLM Series
 LLP Series
 KRM Series
 KR3 Series
 NFM Series
 GCH Series
 ⚠Caution/
 Notice

GCH Series Temperature Compensating Type Part Number List

1.0×0.5mm

T max.	Rated Voltage	TC Code	Cap.	Tol.	Part Number
0.55mm	50Vdc	COG	1.0pF	±0.25pF	GCH1555C1H1R0CE01#
			2.0pF	±0.25pF	GCH1555C1H2R0CE01#
			3.0pF	±0.25pF	GCH1555C1H3R0CE01#
			4.0pF	±0.25pF	GCH1555C1H4R0CE01#
			5.0pF	±0.25pF	GCH1555C1H5R0CE01#
			6.0pF	±0.5pF	GCH1555C1H6R0DE01#
			7.0pF	±0.5pF	GCH1555C1H7R0DE01#
			8.0pF	±0.5pF	GCH1555C1H8R0DE01#
			9.0pF	±0.5pF	GCH1555C1H9R0DE01#
			10pF	±5%	GCH1555C1H100JE01#
			15pF	±5%	GCH1555C1H150JE01#
			22pF	±5%	GCH1555C1H220JE01#
			33pF	±5%	GCH1555C1H330JE01#
			47pF	±5%	GCH1555C1H470JE01#
			68pF	±5%	GCH1555C1H680JE01#
			100pF	±5%	GCH1555C1H101JE01#
			150pF	±5%	GCH1555C1H151JE01#
			220pF	±5%	GCH1555C1H221JE01#
			330pF	±5%	GCH1555C1H331JE01#
			470pF	±5%	GCH1555C1H471JE01#
1000pF	±5%	GCH1555C1H102JE01#			

T max.	Rated Voltage	TC Code	Cap.	Tol.	Part Number
0.9mm	50Vdc	COG	4.0pF	±0.25pF	GCH1885C1H4R0CE01#
			5.0pF	±0.25pF	GCH1885C1H5R0CE01#
			6.0pF	±0.5pF	GCH1885C1H6R0DE01#
			7.0pF	±0.5pF	GCH1885C1H7R0DE01#
			8.0pF	±0.5pF	GCH1885C1H8R0DE01#
			9.0pF	±0.5pF	GCH1885C1H9R0DE01#
			10pF	±5%	GCH1885C1H100JE01#
			15pF	±5%	GCH1885C1H150JE01#
			22pF	±5%	GCH1885C1H220JE01#
			33pF	±5%	GCH1885C1H330JE01#
			47pF	±5%	GCH1885C1H470JE01#
			68pF	±5%	GCH1885C1H680JE01#
			100pF	±5%	GCH1885C1H101JE01#
			150pF	±5%	GCH1885C1H151JE01#
			220pF	±5%	GCH1885C1H221JE01#
			330pF	±5%	GCH1885C1H331JE01#
			470pF	±5%	GCH1885C1H471JE01#
			680pF	±5%	GCH1885C1H681JE01#
			1000pF	±5%	GCH1885C1H102JE01#
			1500pF	±5%	GCH1885C1H152JE01#
2200pF	±5%	GCH1885C1H222JE01#			
3300pF	±5%	GCH1885C1H332JE01#			

1.6×0.8mm

T max.	Rated Voltage	TC Code	Cap.	Tol.	Part Number
0.9mm	100Vdc	COG	1.0pF	±0.25pF	GCH1885C2A1R0CE01#
			2.0pF	±0.25pF	GCH1885C2A2R0CE01#
			3.0pF	±0.25pF	GCH1885C2A3R0CE01#
			4.0pF	±0.25pF	GCH1885C2A4R0CE01#
			5.0pF	±0.25pF	GCH1885C2A5R0CE01#
			6.0pF	±0.5pF	GCH1885C2A6R0DE01#
			7.0pF	±0.5pF	GCH1885C2A7R0DE01#
			8.0pF	±0.5pF	GCH1885C2A8R0DE01#
			9.0pF	±0.5pF	GCH1885C2A9R0DE01#
			10pF	±5%	GCH1885C2A100JE01#
			15pF	±5%	GCH1885C2A150JE01#
			22pF	±5%	GCH1885C2A220JE01#
			33pF	±5%	GCH1885C2A330JE01#
			47pF	±5%	GCH1885C2A470JE01#
			68pF	±5%	GCH1885C2A680JE01#
			100pF	±5%	GCH1885C2A101JE01#
			150pF	±5%	GCH1885C2A151JE01#
			220pF	±5%	GCH1885C2A221JE01#
			330pF	±5%	GCH1885C2A331JE01#
			470pF	±5%	GCH1885C2A471JE01#
680pF	±5%	GCH1885C2A681JE01#			
1000pF	±5%	GCH1885C2A102JE01#			
1500pF	±5%	GCH1885C2A152JE01#			
50Vdc	COG	1.0pF	±0.25pF	GCH1885C1H1R0CE01#	
		2.0pF	±0.25pF	GCH1885C1H2R0CE01#	
		3.0pF	±0.25pF	GCH1885C1H3R0CE01#	

2.0×1.25mm

T max.	Rated Voltage	TC Code	Cap.	Tol.	Part Number		
0.7mm	100Vdc	COG	100pF	±5%	GCH2165C2A101JE01#		
			150pF	±5%	GCH2165C2A151JE01#		
			220pF	±5%	GCH2165C2A221JE01#		
			330pF	±5%	GCH2165C2A331JE01#		
			470pF	±5%	GCH2165C2A471JE01#		
			680pF	±5%	GCH2165C2A681JE01#		
			1000pF	±5%	GCH2165C2A102JE01#		
			1500pF	±5%	GCH2165C2A152JE01#		
			2200pF	±5%	GCH2165C2A222JE01#		
			3300pF	±5%	GCH2165C2A332JE01#		
			50Vdc	COG	1000pF	±5%	GCH2165C1H102JE01#
					1500pF	±5%	GCH2165C1H152JE01#
					2200pF	±5%	GCH2165C1H222JE01#
					3300pF	±5%	GCH2165C1H332JE01#
					4700pF	±5%	GCH2165C1H472JE01#
0.95mm	50Vdc	COG	6800pF	±5%	GCH2195C1H682JE01#		
			10000pF	±5%	GCH2195C1H103JE01#		
			15000pF	±5%	GCH2195C1H153JE01#		
1.4mm	50Vdc	COG	22000pF	±5%	GCH21B5C1H223JE01#		

3.2×1.6mm

T max.	Rated Voltage	TC Code	Cap.	Tol.	Part Number
0.95mm	100Vdc	COG	2200pF	±5%	GCH3195C2A222JE01#
			3300pF	±5%	GCH3195C2A332JE01#
			4700pF	±5%	GCH3195C2A472JE01#

Part number # indicates the package specification code.

GRM Series
 GJM Series
 GMA Series
 GMD Series
 GOM Series
 GR3 Series
 GRJ Series
 LLA Series
 LLL Series
 LLM Series
 LLR Series
 KRM Series
 KR3 Series
 NFM Series
 GCH Series
 Caution/Notice

GCH Series Temperature Compensating Type Part Number List

(→ 3.2×1.6mm)

T max.	Rated Voltage	TC Code	Cap.	Tol.	Part Number
0.95mm	100Vdc	COG	6800pF	±5%	GCH3195C2A682JE01#
			10000pF	±5%	GCH3195C2A103JE01#
	50Vdc	COG	4700pF	±5%	GCH3195C1H472JE01#
			6800pF	±5%	GCH3195C1H682JE01#
			10000pF	±5%	GCH3195C1H103JE01#
			15000pF	±5%	GCH3195C1H153JE01#
			22000pF	±5%	GCH3195C1H223JE01#
			33000pF	±5%	GCH3195C1H333JE01#
1.25mm	50Vdc	COG	47000pF	±5%	GCH31M5C1H473JE01#

- GRM Series
- GJM Series
- GMA Series
- GMD Series
- GQM Series
- GR3 Series
- GRJ Series
- LLA Series
- LLL Series
- LLM Series
- LLP Series
- KRM Series
- KR3 Series
- NFM Series
- GCH Series
- ⚠Caution/ Notice

GCH Series High Dielectric Constant Type Medical Device Part Number List

1.0×0.5mm

T max.	Rated Voltage	TC Code	Cap.	Tol.	Part Number
0.55mm	100Vdc	X7R	220pF	±10%	GCH155R72A221KE01#
			470pF	±10%	GCH155R72A471KE01#
			1000pF	±10%	GCH155R72A102KE01#
			2200pF	±10%	GCH155R72A222KE01#
			4700pF	±10%	GCH155R72A472KE01#
	50Vdc	X7R	220pF	±10%	GCH155R71H221KE01#
			470pF	±10%	GCH155R71H471KE01#
			1000pF	±10%	GCH155R71H102KE01#
			2200pF	±10%	GCH155R71H222KE01#
			4700pF	±10%	GCH155R71H472KE01#
			10000pF	±10%	GCH155R71H103KE01#
			22000pF	±10%	GCH155R71H223KE01#
			47000pF	±10%	GCH155R71H473KE01#
			0.10μF	±10%	GCH155R71H104KE01#
			25Vdc	X7R	10000pF
	22000pF	±10%			GCH155R71E223KE01#
	47000pF	±10%			GCH155R71E473KE01#
	16Vdc	X7R	47000pF	±10%	GCH155R71C473KE01#
			0.10μF	±10%	GCH155R71C104KE01#
			0.22μF	±10%	GCH155R71C224KE01#
10Vdc	X7R	0.10μF	±10%	GCH155R71A104KE01#	
0.7mm	10Vdc	X7S	1.0μF	±10%	GCH155C71A105KE11#

1.6×0.8mm

T max.	Rated Voltage	TC Code	Cap.	Tol.	Part Number
0.9mm	100Vdc	X7R	1000pF	±10%	GCH188R72A102KE01#
			2200pF	±10%	GCH188R72A222KE01#
			4700pF	±10%	GCH188R72A472KE01#
			10000pF	±10%	GCH188R72A103KE01#
			22000pF	±10%	GCH188R72A223KE01#
	50Vdc	X7R	0.10μF	±10%	GCH188R72A104KE01#
			1000pF	±10%	GCH188R71H102KE01#
			2200pF	±10%	GCH188R71H222KE01#
			4700pF	±10%	GCH188R71H472KE01#
			10000pF	±10%	GCH188R71H103KE01#
			22000pF	±10%	GCH188R71H223KE01#
			47000pF	±10%	GCH188R71H473KE01#
			0.10μF	±10%	GCH188R71H104KE01#
			0.22μF	±10%	GCH188R71H224KE01#
			25Vdc	X7R	47000pF
	0.10μF	±10%			GCH188R71E104KE01#
	0.22μF	±10%			GCH188R71E224KE01#
	0.47μF	±10%			GCH188R71E474KE01#
	16Vdc	X7R	1.0μF	±10%	GCH188R71E105KE01#
			0.10μF	±10%	GCH188R71C104KE01#
0.47μF			±10%	GCH188R71C474KE01#	
10Vdc	X7S	1.0μF	±10%	GCH188R71C105KE01#	
		2.2μF	±10%	GCH188C71A225KE01#	
6.3Vdc	X7R	2.2μF	±10%	GCH188R70J225KE01#	

2.0×1.25mm

T max.	Rated Voltage	TC Code	Cap.	Tol.	Part Number
0.95mm	25Vdc	X7R	0.47μF	±10%	GCH219R71E474KE01#
	16Vdc	X7R	1.0μF	±10%	GCH219R71C105KE01#
1.4mm	100Vdc	X7R	10000pF	±10%	GCH21BR72A103KE01#
			22000pF	±10%	GCH21BR72A223KE01#
			47000pF	±10%	GCH21BR72A473KE01#
			0.10μF	±10%	GCH21BR72A104KE01#
			47000pF	±10%	GCH21BR71H473KE01#
50Vdc	X7R	0.10μF	±10%	GCH21BR71H104KE01#	
		0.22μF	±10%	GCH21BR71H224KE01#	
		0.47μF	±10%	GCH21BR71H474KE01#	
		1.0μF	±10%	GCH21BR71H105KE01#	
		1.0μF	±10%	GCH21BR7YA105KE01#	
35Vdc	X7R	0.22μF	±10%	GCH21BR71E224KE01#	
		1.0μF	±10%	GCH21BR71E105KE01#	
		2.2μF	±10%	GCH21BR71E225KE01#	
25Vdc	X7R	2.2μF	±10%	GCH21BR71C225KE01#	
		4.7μF	±10%	GCH21BR71C475KE01#	
		4.7μF	±10%	GCH21BR71A225KE01#	
16Vdc	X7R	2.2μF	±10%	GCH21BR71A106KE01#	
		10μF	±10%	GCH21BR71A106KE01#	
		4.7μF	±10%	GCH21BC71A475KE01#	
10Vdc	X7R	2.2μF	±10%	GCH21BR71A225KE01#	
		10μF	±10%	GCH21BR71A106KE01#	
6.3Vdc	X7S	4.7μF	±10%	GCH21BC71A475KE01#	
		10μF	±10%	GCH21BR70J106KE01#	
1.45mm	100Vdc	X7S	1.0μF	±10%	GCH21BC72A105KE11#
	35Vdc	X7S	4.7μF	±10%	GCH21BC7YA475KE11#
	25Vdc	X7S	4.7μF	±10%	GCH21BC71E475KE11#

3.2×1.6mm

T max.	Rated Voltage	TC Code	Cap.	Tol.	Part Number		
0.95mm	100Vdc	X7R	0.10μF	±10%	GCH319R72A104KE01#		
1.25mm	100Vdc	X7R	0.22μF	±10%	GCH31MR72A224KE01#		
			50Vdc	X7R	0.47μF	±10%	GCH31MR71H474KE01#
			1.0μF	±10%	GCH31MR71H105KE01#		
			2.2μF	±10%	GCH31MR71E225KE01#		
1.3mm	25Vdc	X7R	2.2μF	±10%	GCH31MR71E225KE01#		
1.8mm	100Vdc	X7R	1.0μF	±10%	GCH31CR72A105KE01#		
			50Vdc	X7R	2.2μF	±10%	GCH31CR71H225KE01#
	25Vdc	X7R	4.7μF	±10%	GCH31CR71E475KE01#		
			16Vdc	X7R	4.7μF	±10%	GCH31CR71C475KE01#
			10μF	±10%	GCH31CR71C106KE01#		
10Vdc	X7R	10μF	±10%	GCH31CR71A106KE01#			

3.2×2.5mm

T max.	Rated Voltage	TC Code	Cap.	Tol.	Part Number
2.2mm	100Vdc	X7R	2.2μF	±10%	GCH32DR72A225KE01#
	25Vdc	X7R	4.7μF	±10%	GCH32DR71E475KE01#
	16Vdc	X7R	10μF	±10%	GCH32DR71C106KE01#
2.7mm	50Vdc	X7R	1.0μF	±10%	GCH32ER71H105KE01#
			4.7μF	±10%	GCH32ER71H475KE01#
	10Vdc	X7R	22μF	±10%	GCH32ER71A226KE01#
6.3Vdc	X7R	47μF	±10%	GCH32ER70J476KE01#	

Part number # indicates the package specification code.

GRM Series
 GJM Series
 GVA Series
 GMD Series
 GOM Series
 GR3 Series
 GRJ Series
 LLA Series
 LLL Series
 LLM Series
 LLR Series
 KRM Series
 KR3 Series
 NFM Series
 GCH Series
 Caution/Notice

**GRM, GJM, GMA, GMD, GQM,
 GR3, GRJ, LLA, LLL, LLM, LLR,
 KRM, KR3**

⚠️ Caution/Notice



⚠️ Caution

Notice

Storage and Operation Conditions 157

Rating 157

 1. Temperature Dependent Characteristics 157

 2. Measurement of Capacitance 157

 3. Applied Voltage 158

 4. Type of Applied Voltage and Self-heating Temperature 158

 5. DC Voltage and AC Voltage Characteristics 161

 6. Capacitance Aging 161

 7. Vibration and Shock 162

Soldering and Mounting 162

 1. Mounting Position 162

 2. Information before Mounting 163

 3. Maintenance of the Mounting (pick and place) Machine 163

 4-1. Reflow Soldering 164

 4-2. Flow Soldering 165

 4-3. Correction of Soldered Portion 166

 5. Washing 167

 6. Electrical Test on Printed Circuit Board 167

 7. Printed Circuit Board Cropping 167

 8. Assembly 170

 9. Die Bonding/Wire Bonding 171

Other 171

 1. Under Operation of Equipment 171

 2. Other 171

Rating 172

 1. Operating Temperature 172

 2. Atmosphere Surroundings (gaseous and liquid) 172

 3. Piezo-electric Phenomenon 172

Soldering and Mounting 172

 1. PCB Design 172

 1. Notice for Pattern Forms 172

 2. Land Dimensions 173

 3. Board Design 175

 2. Adhesive Application 175

 3. Adhesive Curing 175

 4. Flux for Flow Soldering 176

 5. Flow Soldering 176

 6. Reflow Soldering 176

 7. Washing 176

 8. Coating 176

Other 177

 1. Transportation 177

 2. Characteristics Evaluation in the Actual System 177



Storage and Operation Conditions

1. The performance of chip monolithic ceramic capacitors may be affected by the storage conditions.

1-1. Store the capacitors in the following conditions:

Room Temperature of +5°C to +40°C and a Relative Humidity of 20% to 70%.

(1) Sunlight, dust, rapid temperature changes, corrosive gas atmosphere, or high temperature and humidity conditions during storage may affect solderability and packaging performance.

Therefore, please maintain the storage temperature and humidity. Use the product within six months, as prolonged storage may cause oxidation of the terminations (outer electrodes).

(2) Please confirm solderability before using after six months. Store the capacitors without opening the original bag. Even if the storage period is short, do not exceed the specified atmospheric conditions.

1-2. Corrosive gas can react with the termination (external) electrodes or lead wires of capacitors, and result in poor solderability. Do not store the capacitors in an atmosphere consisting of corrosive gas (e.g., hydrogen sulfide, sulfur dioxide, chlorine, ammonia gas, etc.).

1-3. Due to moisture condensation caused by rapid humidity changes, or the photochemical change caused by direct sunlight on the terminal electrodes and/or the resin/epoxy coatings, the solderability and electrical performance may deteriorate. Do not store capacitors under direct sunlight or in high humidity conditions.

Rating

1. Temperature Dependent Characteristics

1. The electrical characteristics of a capacitor can change with temperature.

1-1. For capacitors having larger temperature dependency, the capacitance may change with temperature changes.

The following actions are recommended in order to ensure suitable capacitance values.

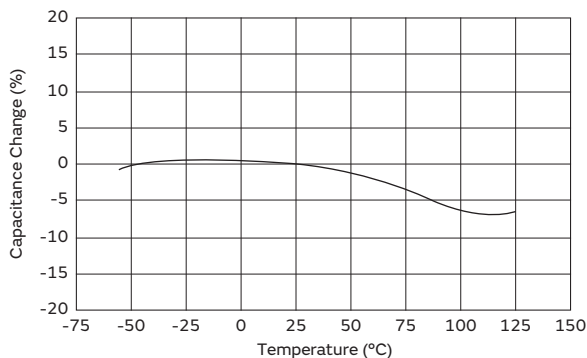
(1) Select a suitable capacitance for the operating temperature range.

(2) The capacitance may change within the rated temperature.

When you use a high dielectric constant type capacitor in a circuit that needs a tight (narrow) capacitance tolerance (e.g., a time-constant circuit), please carefully consider the temperature characteristics, and carefully confirm the various characteristics in actual use conditions and the actual system.

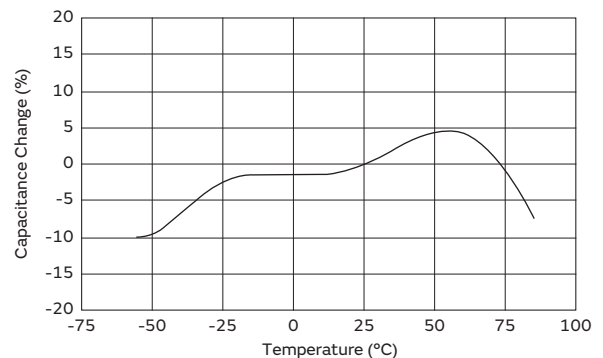
[Example of Temperature Characteristics X7R (R7)]

Sample: 0.1μF, Rated Voltage 50VDC



[Example of Temperature Characteristics X5R (R6)]

Sample: 22μF, Rated Voltage 4VDC



2. Measurement of Capacitance

1. Measure capacitance with the voltage and frequency specified in the product specifications.

1-1. The output voltage of the measuring equipment may decrease occasionally when capacitance is high. Please confirm whether a prescribed measured voltage is impressed to the capacitor.

1-2. The capacitance values of high dielectric constant type capacitors change depending on the AC voltage applied. Please consider the AC voltage characteristics when selecting a capacitor to be used in an AC circuit.

Continued on the following page. ↗

GRM Series
 GJM Series
 GMA Series
 GMD Series
 GQM Series
 GR3 Series
 GRJ Series
 LLA Series
 LLL Series
 LLM Series
 LLR Series
 KRM Series
 KR3 Series
 NFM Series
 GCH Series
 △Caution

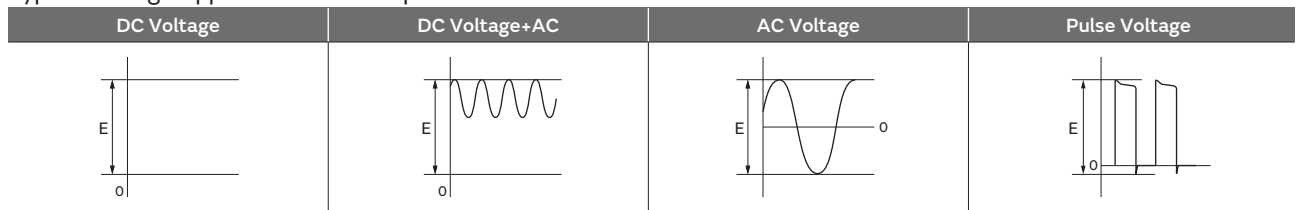
△Caution

Continued from the preceding page. ↘

3. Applied Voltage

1. Do not apply a voltage to the capacitor that exceeds the rated voltage as called out in the specifications.
 - 1-1. Applied voltage between the terminals of a capacitor shall be less than or equal to the rated voltage.
 - (1) When AC voltage is superimposed on DC voltage, the zero-to-peak voltage shall not exceed the rated DC voltage.
 When AC voltage or pulse voltage is applied, the peak-to-peak voltage shall not exceed the rated DC voltage.
 - (2) Abnormal voltages (surge voltage, static electricity, pulse voltage, etc.) shall not exceed the rated DC voltage.

Typical Voltage Applied to the DC Capacitor



(E: Maximum possible applied voltage.)

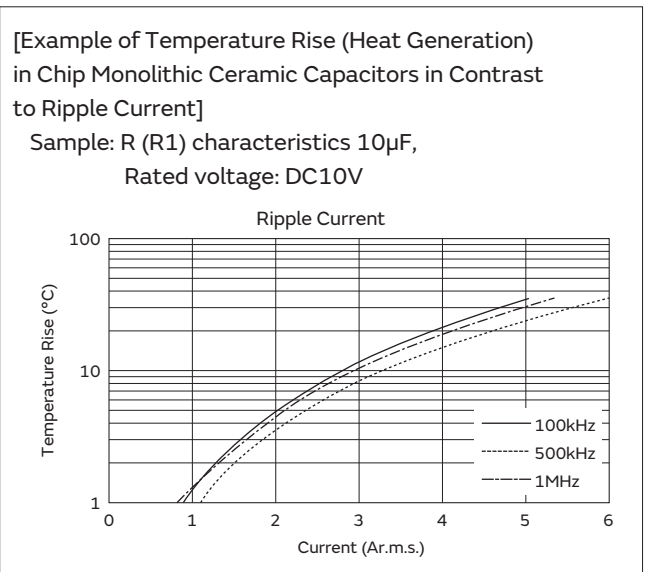
- 1-2. Influence of over voltage
 Over voltage that is applied to the capacitor may result in an electrical short circuit caused by the breakdown of the internal dielectric layers. The time duration until breakdown depends on the applied voltage and the ambient temperature.
2. Use a safety standard certified capacitor in a power supply input circuit (AC filter), as it is also necessary to consider the withstand voltage and impulse withstand voltage defined for each device.

4. Type of Applied Voltage and Self-heating Temperature

1. Confirm the operating conditions to make sure that no large current is flowing into the capacitor due to the continuous application of an AC voltage or pulse voltage. When a DC rated voltage product is used in an AC voltage circuit or a pulse voltage circuit, the AC current or pulse current will flow into the capacitor; therefore check the self-heating condition.
 Please confirm the surface temperature of the capacitor so that the temperature remains within the upper limits of the operating temperature, including the rise in temperature due to self-heating. When the capacitor is used with a high-frequency voltage or pulse voltage, heat may be generated by dielectric loss.

<Applicable to Rated Voltage of less than 100VDC>

- 1-1. The load should be contained to the level such that when measuring at atmospheric temperature of 25°C, the product's self-heating remains below 20°C and the surface temperature of the capacitor in the actual circuit remains within the maximum operating temperature.





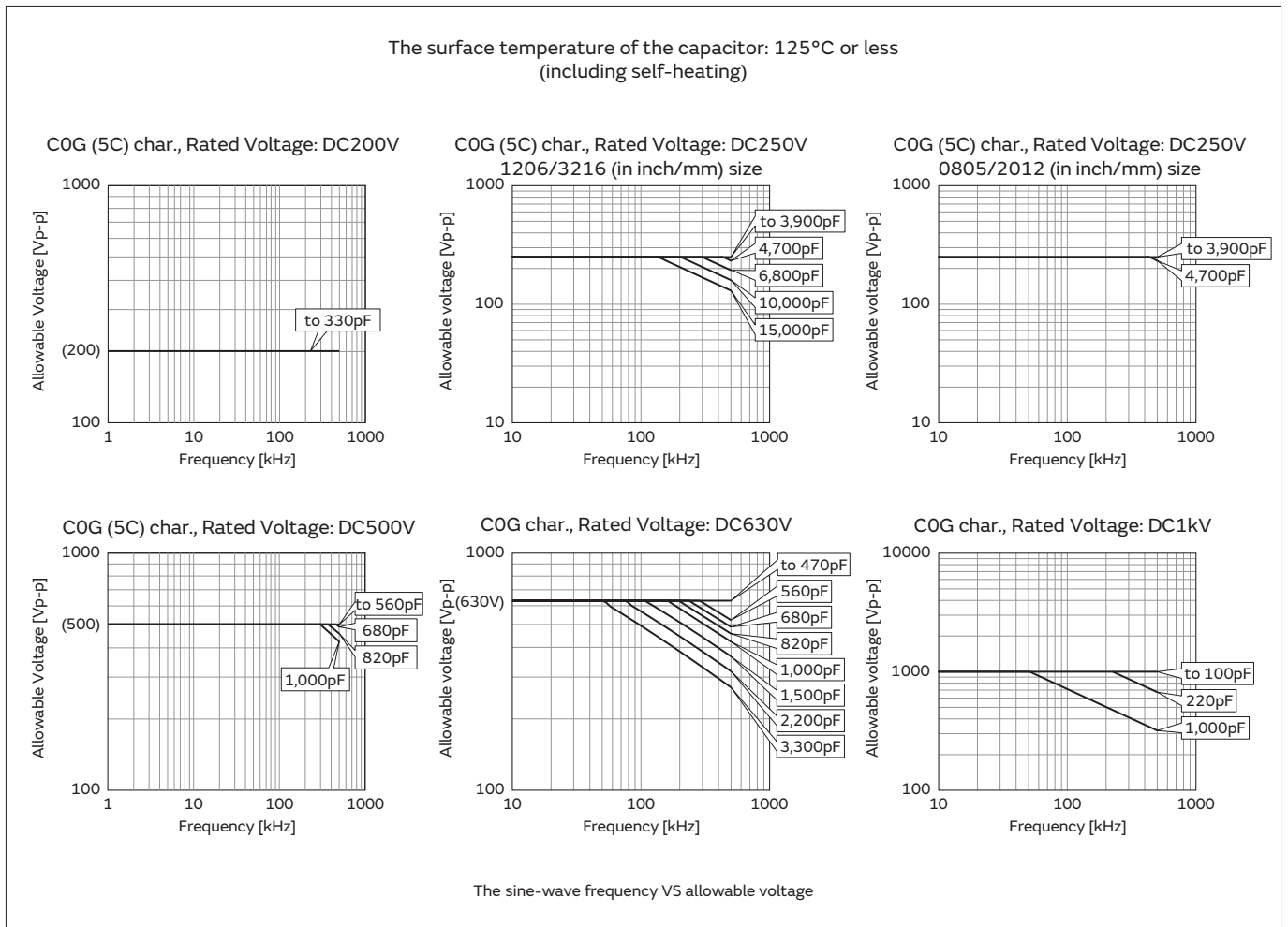
Continued from the preceding page. ↘

<Applicable to Temperature Characteristics X7R (R7), X7T (D7) beyond Rated Voltage of 200VDC>

1-2. The load should be contained so that the self-heating of the capacitor body remains below 20°C, when measuring at an ambient temperature of 25°C. In addition, use a K thermocouple of $\varnothing 0.1\text{mm}$ with less heat capacity when measuring, and measure in a condition where there is no effect from the radiant heat of other components or air flow caused by convection. Excessive generation of heat may cause deterioration of the characteristics and reliability of the capacitor. (Absolutely do not perform measurements while the cooling fan is operating, as an accurate measurement may not be performed.)

<Applicable to Temperature Characteristics U2J (7U), COG (5C) beyond Rated Voltage of 200VDC>

1-3. Since the self-heating is low in the low loss series, the allowable power becomes extremely high compared to the common X7R (R7) characteristics. However, when a load with self-heating of 20°C is applied at the rated voltage, the allowable power may be exceeded. When the capacitor is used in a high-frequency voltage circuit of 1kHz or more, the frequency of the applied voltage should be less than 500kHz sine wave (less than 100kHz for a product with rated voltage of DC3.15kV), to limit the voltage load so that the load remains within the derating shown in the following figure. In the case of non-sine wave, high-frequency components exceeding the fundamental frequency may be included. In such a case, please contact Murata. The excessive generation of heat may cause deterioration of the characteristics and reliability of the capacitor. (Absolutely do not perform measurements while the cooling fan is operating, as an accurate measurement may not be performed.)



Continued on the following page. ↗

GRM Series
 GJM Series
 GMA Series
 GMD Series
 GOM Series
 GR3 Series
 GRJ Series
 LLA Series
 LLL Series
 LLM Series
 LLR Series
 KRM Series
 KR3 Series
 NFM Series
 GCH Series

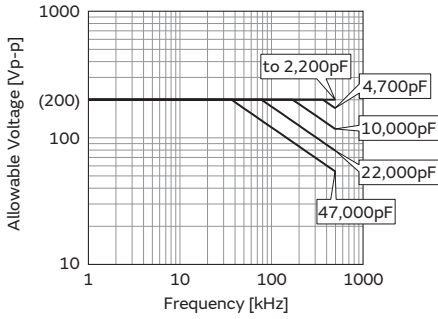


⚠Caution

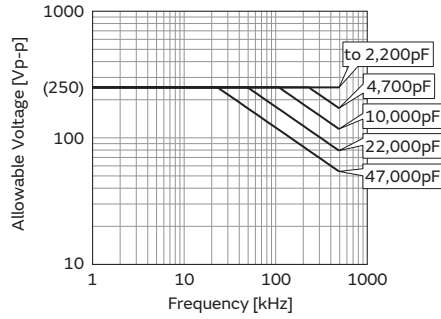
Continued from the preceding page. ↘

The surface temperature of the capacitor: 125°C or less
 (including self-heating)

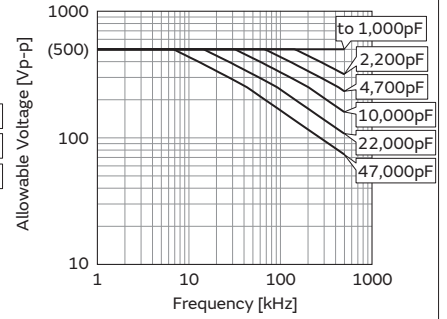
U2J (7U) char., Rated Voltage: DC200V



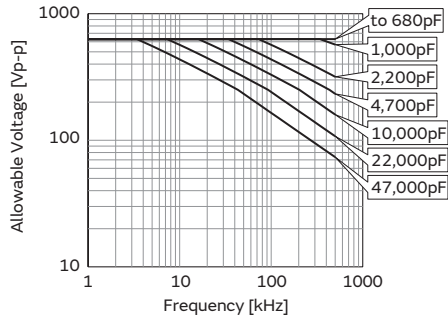
U2J (7U) char., Rated Voltage: DC250V



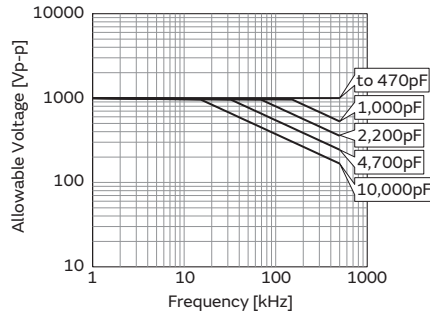
U2J (7U) char., Rated Voltage: DC500V



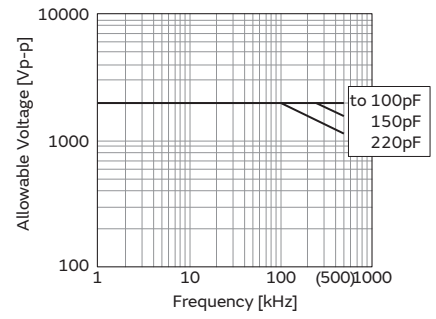
U2J (7U) char., Rated Voltage: DC630V



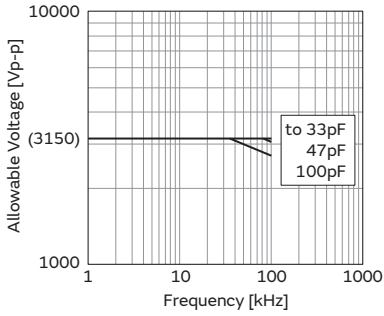
U2J (7U) char., Rated Voltage: DC1kV



U2J (7U) char., Rated Voltage: DC2kV



U2J (7U) char., Rated Voltage: DC3.15kV



The sine-wave frequency VS allowable voltage

Continued on the following page. ↗

GRM Series, GJM Series, GMA Series, GMD Series, GQM Series, GR3 Series, GRJ Series, LLA Series, LLL Series, LLM Series, LLR Series, KRM Series, KR3 Series, NFM Series, GCH Series, ⚠Caution



Continued from the preceding page. ↘

5. DC Voltage and AC Voltage Characteristics

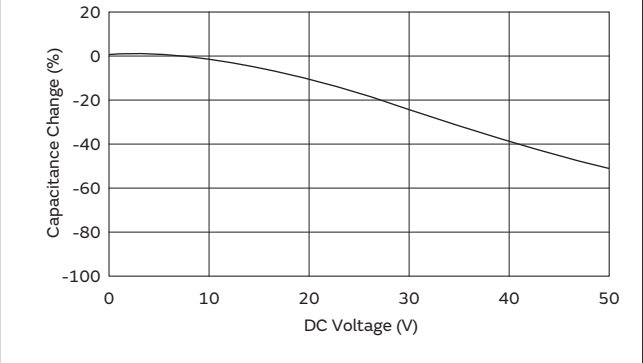
1. The capacitance value of a high dielectric constant type capacitor changes depending on the DC voltage applied. Please consider the DC voltage characteristics when a capacitor is selected for use in a DC circuit.

1-1. The capacitance of ceramic capacitors may change sharply depending on the applied voltage (see figure). Please confirm the following in order to secure the capacitance.

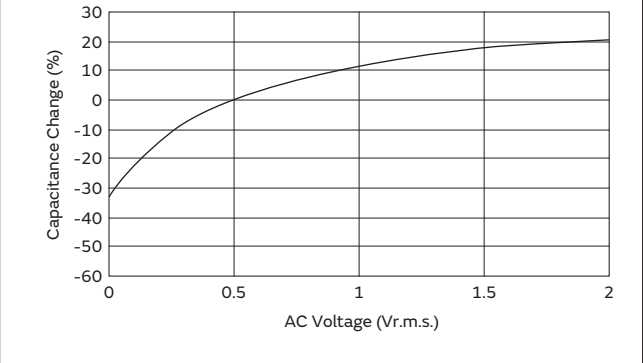
- (1) Determine whether the capacitance change caused by the applied voltage is within the allowed range.
- (2) In the DC voltage characteristics, the rate of capacitance change becomes larger as voltage increases, even if the applied voltage is below the rated voltage. When a high dielectric constant type capacitor is used in a circuit that requires a tight (narrow) capacitance tolerance (e.g., a time constant circuit), please carefully consider the voltage characteristics, and confirm the various characteristics in the actual operating conditions of the system.

2. The capacitance values of high dielectric constant type capacitors changes depending on the AC voltage applied. Please consider the AC voltage characteristics when selecting a capacitor to be used in an AC circuit.

[Example of DC Voltage Characteristics]
 Sample: X7R (R7) Characteristics 0.1μF,
 Rated Voltage 50VDC



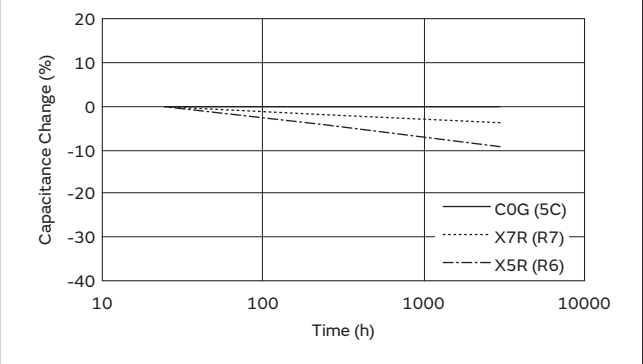
[Example of AC Voltage Characteristics]
 Sample: X7R (R7) Characteristics 10μF,
 Rated Voltage 6.3VDC



6. Capacitance Aging

1. The high dielectric constant type capacitors have an Aging characteristic in which the capacitance value decreases with the passage of time. When you use high dielectric constant type capacitors in a circuit that needs a tight (narrow) capacitance tolerance (e.g., a time-constant circuit), please carefully consider the characteristics of these capacitors, such as their aging, voltage, and temperature characteristics. In addition, check capacitors using your actual appliances at the intended environment and operating conditions.

[Example of Change Over Time (Aging Characteristics)]



Continued on the following page. ↗

GRM Series
 GJM Series
 GVA Series
 GMD Series
 GOM Series
 GR3 Series
 GRJ Series
 LLA Series
 LLL Series
 LLM Series
 LLR Series
 KRM Series
 KR3 Series
 NFM Series
 GCH Series
 ⚠Caution

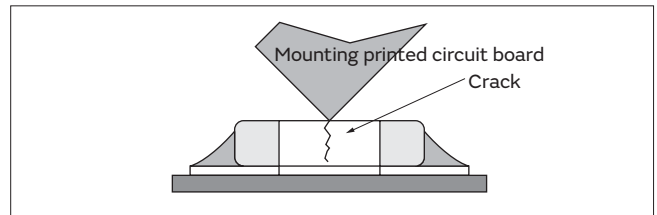
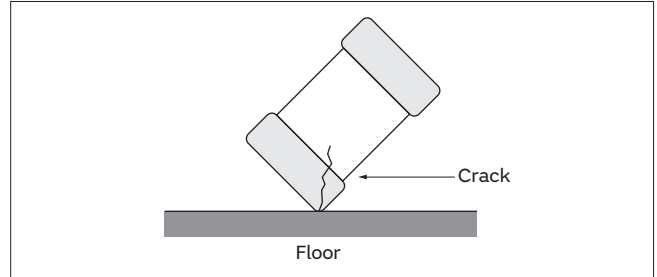
GRM Series
 GJM Series
 GMA Series
 GMD Series
 GQM Series
 GR3 Series
 GRJ Series
 LLA Series
 LLL Series
 LLM Series
 LLR Series
 KRM Series
 KR3 Series
 NFM Series
 GCH Series
 ⚠Caution

⚠Caution

Continued from the preceding page. ↘

7. Vibration and Shock

1. Please confirm the kind of vibration and/or shock, its condition, and any generation of resonance.
 Please mount the capacitor so as not to generate resonance, and do not allow any impact on the terminals.
2. Mechanical shock due to being dropped may cause damage or a crack in the dielectric material of the capacitor.
 Do not use a dropped capacitor because the quality and reliability may be deteriorated.
3. When printed circuit boards are piled up or handled, the corner of another printed circuit board should not be allowed to hit the capacitor, in order to avoid a crack or other damage to the capacitor.

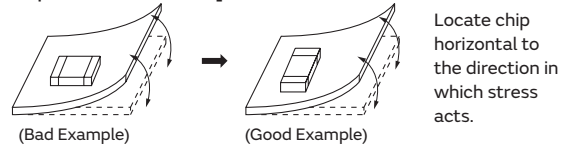


Soldering and Mounting

1. Mounting Position

1. Confirm the best mounting position and direction that minimizes the stress imposed on the capacitor during flexing or bending of the printed circuit board.
- 1-1. Choose a mounting position that minimizes the stress imposed on the chip during flexing or bending of the board.

[Component Direction]

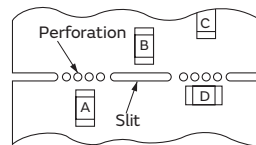


[Chip Mounting Close to Board Separation Point]

It is effective to implement the following measures, to reduce stress in separating the board.

It is best to implement all of the following three measures; however, implement as many measures as possible to reduce stress.

Contents of Measures	Stress Level
(1) Turn the mounting direction of the component parallel to the board separation surface.	A > D *1
(2) Add slits in the board separation part.	A > B
(3) Keep the mounting position of the component away from the board separation surface.	A > C

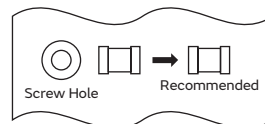


*1 A > D is valid when stress is added vertically to the perforation as with Hand Separation.

If a Cutting Disc is used, stress will be diagonal to the PCB, therefore A > D is invalid.

[Mounting Capacitors Near Screw Holes]

When a capacitor is mounted near a screw hole, it may be affected by the board deflection that occurs during the tightening of the screw. Mount the capacitor in a position as far away from the screw holes as possible.



Continued on the following page. ↗



Continued from the preceding page. ↘

2. Information before Mounting

1. Do not re-use capacitors that were removed from the equipment.
2. Confirm capacitance characteristics under actual applied voltage.
3. Confirm the mechanical stress under actual process and equipment use.
4. Confirm the rated capacitance, rated voltage and other electrical characteristics before assembly.
5. Prior to use, confirm the solderability of capacitors that were in long-term storage.
6. Prior to measuring capacitance, carry out a heat treatment for capacitors that were in long-term storage.
7. The use of Sn-Zn based solder will deteriorate the reliability of the MLCC.

Please contact our sales representative or product engineers on the use of Sn-Zn based solder in advance.

8. We have also produced a DVD which shows a summary of our recommendations, regarding the precautions for mounting. Please contact our sales representative to request the DVD.

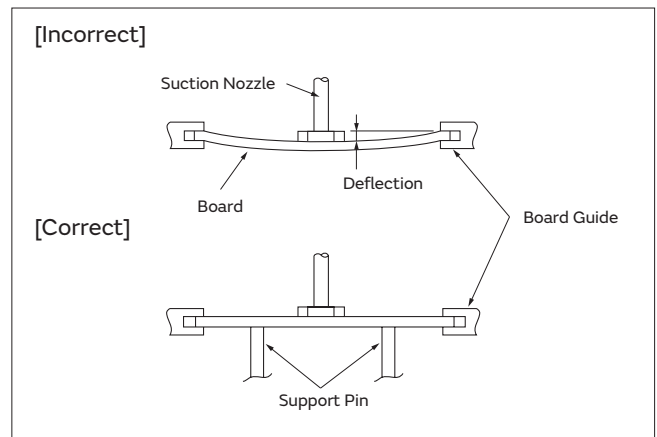
3. Maintenance of the Mounting (pick and place) Machine

1. Make sure that the following excessive forces are not applied to the capacitors.
 - 1-1. In mounting the capacitors on the printed circuit board, any bending force against them shall be kept to a minimum to prevent them from any damage or cracking. Please take into account the following precautions and recommendations for use in your process.
 - (1) Adjust the lowest position of the pickup nozzle so as not to bend the printed circuit board.
 - (2) Adjust the nozzle pressure within a static load of 1N to 3N during mounting.

2. Dirt particles and dust accumulated between the suction nozzle and the cylinder inner wall prevent the nozzle from moving smoothly. This imposes greater force upon the chip during mounting, causing cracked chips. Also, the locating claw, when worn out, imposes uneven forces on the chip when positioning, causing cracked chips. The suction nozzle and the locating claw must be maintained, checked, and replaced periodically.

<Applicable to ZRB Series>

3. To adjust the inspection tolerance for automated appearance sorting machine of mounting position, because ZRB series are easier to shift the mounting position than standard MLCC.
4. To check the overturn and reverse of chip.
5. To control mounting speed carefully, because ZRB series is heavier than standard MLCC.



Continued on the following page. ↗

⚠Caution

Continued from the preceding page. ↘

4-1. Reflow Soldering

- When sudden heat is applied to the components, the mechanical strength of the components will decrease because a sudden temperature change causes deformation inside the components. In order to prevent mechanical damage to the components, preheating is required for both the components and the PCB. Preheating conditions are shown in table 1. It is required to keep the temperature differential between the solder and the components surface (ΔT) as small as possible.
- When components are immersed in solvent after mounting, be sure to maintain the temperature difference (ΔT) between the component and the solvent within the range shown in table 1.

Table 1

Series	Chip Dimension Code (L/W)	Temperature Differential
GRM/GJM/GQM/GR3/GRJ/KRM/LLR	02/03/15/18/21/31	$\Delta T \leq 190^\circ\text{C}$
LLL	02/03/15/18/1U/21/31	
ZRB	15/18	
GR3/GRJ/GRM/KR3/KRM	32/43/55	$\Delta T \leq 130^\circ\text{C}$
LLA/LLM	18/21/31	
GQM	22	

Recommended Conditions

	Pb-Sn Solder	Lead Free Solder
Peak Temperature	230 to 250°C	240 to 260°C
Atmosphere	Air	Air or N ₂

Pb-Sn Solder: Sn-37Pb

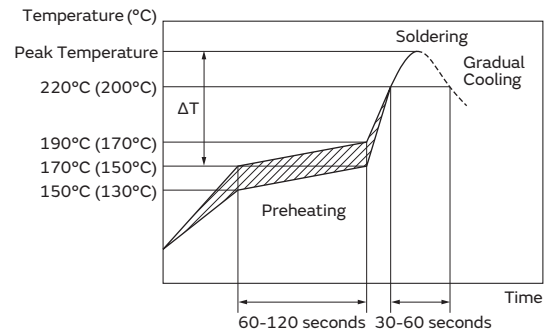
Lead Free Solder: Sn-3.0Ag-0.5Cu

- When a capacitor is mounted at a temperature lower than the peak reflow temperature recommended by the solder manufacturer, the following quality problems can occur. Consider factors such as the placement of peripheral components and the reflow temperature setting to prevent the capacitor's reflow temperature from dropping below the peak temperature specified. Be sure to evaluate the mounting situation beforehand and verify that none of the following problems occur.
 - Drop in solder wettability
 - Solder voids
 - Possible occurrence of whiskering
 - Drop in bonding strength
 - Drop in self-alignment properties
 - Possible occurrence of tombstones and/or shifting on the land patterns of the circuit board

Inverting the PCB

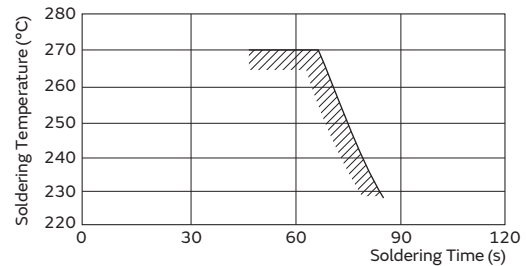
Make sure not to impose any abnormal mechanical shocks to the PCB.

[Standard Conditions for Reflow Soldering]



Temperature
 Incase of Lead Free Solder
 (): In case of Pb-Sn Solder

[Allowable Reflow Soldering Temperature and Time]



In the case of repeated soldering, the accumulated soldering time must be within the range shown above.

4. Optimum Solder Amount for Reflow Soldering

- Overly thick application of solder paste results in an excessive solder fillet height. This makes the chip more susceptible to mechanical and thermal stress on the board and may cause the chips to crack.
- Too little solder paste results in a lack of adhesive strength on the termination, which may result in chips breaking loose from the PCB.
- Please confirm that solder has been applied smoothly to the termination.

Continued on the following page. ↗



Continued from the preceding page. ↘

4-2. Flow Soldering

1. Do not apply flow soldering to chips not listed in table 2.

Table 2

Series	Chip Dimension Code (L/W)	Temperature Differential
GR3/GRM	18/21/31	$\Delta T \leq 150^\circ\text{C}$
GQM	18/21	
LLL	21/31	
GRJ	18/21/31	

- When sudden heat is applied to the components, the mechanical strength of the components will decrease because a sudden temperature change causes deformation inside the components. In order to prevent mechanical damage to the components, preheating is required for both of the components and the PCB. Preheating conditions are shown in table 2. It is required to keep the temperature differential between the solder and the components surface (ΔT) as low as possible.
- Excessively long soldering time or high soldering temperature can result in leaching of the terminations, causing poor adhesion or a reduction in capacitance value due to loss of contact between the inner electrodes and terminations.
- When components are immersed in solvent after mounting, be sure to maintain the temperature differential (ΔT) between the component and solvent within the range shown in the table 2.

Recommended Conditions

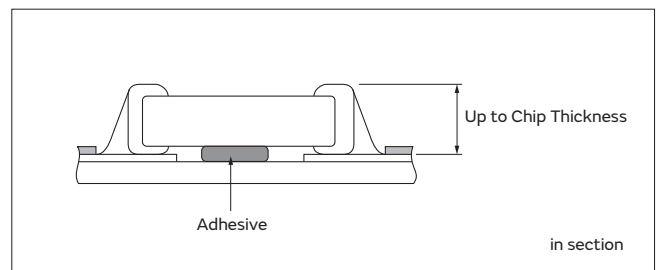
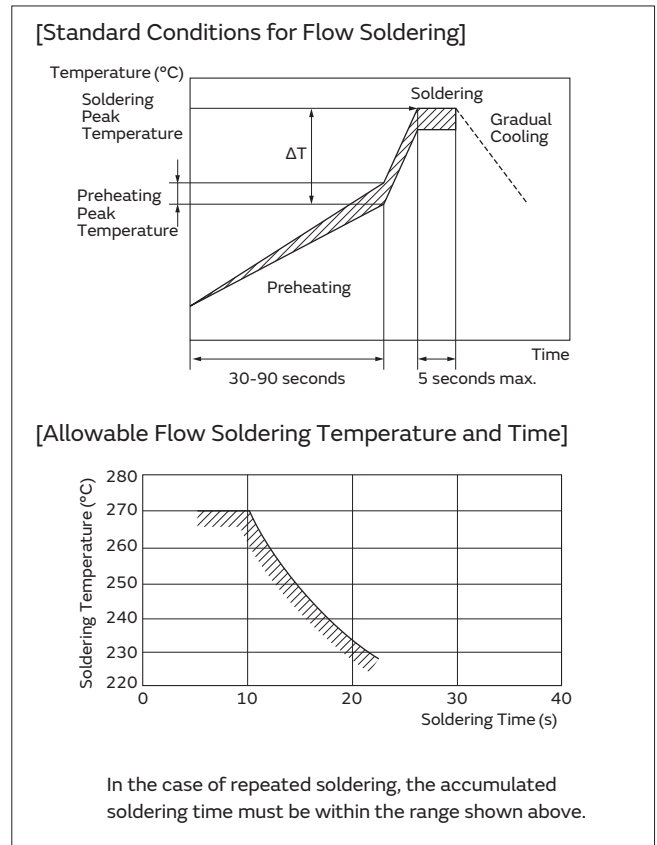
	Pb-Sn Solder	Lead Free Solder
Preheating Peak Temperature	90 to 110°C	100 to 120°C
Soldering Peak Temperature	240 to 250°C	250 to 260°C
Atmosphere	Air	Air or N ₂

Pb-Sn Solder: Sn-37Pb

Lead Free Solder: Sn-3.0Ag-0.5Cu

5. Optimum Solder Amount for Flow Soldering

- The top of the solder fillet should be lower than the thickness of the components. If the solder amount is excessive, the risk of cracking is higher during board bending or any other stressful condition.



Continued on the following page. ↗

GRM Series

GJM Series

GVA Series

GMD Series

GQM Series

GR3 Series

GRJ Series

LLA Series

LLL Series

LLM Series

LLR Series

KRM Series

KR3 Series

NFM Series

GCH Series

⚠Caution

165

⚠Caution

Continued from the preceding page. ↘

4-3. Correction of Soldered Portion

When sudden heat is applied to the capacitor, distortion caused by the large temperature difference occurs internally, and can be the cause of cracks. Capacitors also tend to be affected by mechanical and thermal stress depending on the board preheating temperature or the soldering fillet shape, and can be the cause of cracks. Please refer to "1. PCB Design" or "3. Optimum solder amount" for the solder amount and the fillet shapes.

Do not correct with a soldering iron for ZRB series.
 Correction with a soldering iron for ZRB series may cause loss suppress acoustic noise, because the solder amount become excessive.

1. Correction with a Soldering Iron

- 1-1. In order to reduce damage to the capacitor, be sure to preheat the capacitor and the mounting board. Preheat to the temperature range shown in Table 3. A hot plate, hot air type preheater, etc. can be used for preheating.
- 1-2. After soldering, do not allow the component/PCB to cool down rapidly.
- 1-3. Perform the corrections with a soldering iron as quickly as possible. If the soldering iron is applied too long, there is a possibility of causing solder leaching on the terminal electrodes, which will cause deterioration of the adhesive strength and other problems.

Table 3

Series	Chip Dimension Code (L/W)	Temperature of Soldering Iron Tip	Preheating Temperature	Temperature Differential (ΔT)	Atmosphere
GJM/GQM/GR3/GRJ/GRM	03/15/18/21/31	350°C max.	150°C min.	ΔT≤190°C	Air
GRJ/GRM	32/43/55	280°C max.	150°C min.	ΔT≤130°C	Air
GQM	22				

*Applicable for both Pb-Sn and Lead Free Solder.
 Pb-Sn Solder: Sn-37Pb
 Lead Free Solder: Sn-3.0Ag-0.5Cu
 *Please manage ΔT in the temperature of soldering iron and the preheating temperature.

2. Correction with Spot Heater

Compared to local heating with a soldering iron, hot air heating by a spot heater heats the overall component and board, therefore, it tends to lessen the thermal shock. In the case of a high density mounted board, a spot heater can also prevent concerns of the soldering iron making direct contact with the component.

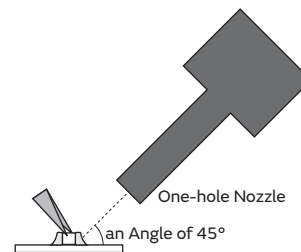
2-1. If the distance from the hot air outlet of the spot heater to the component is too close, cracks may occur due to thermal shock. To prevent this problem, follow the conditions shown in Table 4.

2-2. In order to create an appropriate solder fillet shape, it is recommended that hot air be applied at the angle shown in Figure 1.

Table 4

Distance	5mm or more
Hot Air Application Angle	45° *Figure 1
Hot Air Temperature Nozzle Outlet	400°C max.
Application Time	Less than 10 seconds (1206 (3216 in mm) size or smaller)
	Less than 30 seconds (1210 (3225 in mm) size or larger)

[Figure 1]

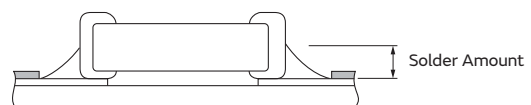


3. Optimum solder amount when re-working with a soldering iron

3-1. If the solder amount is excessive, the risk of cracking is higher during board bending or any other stressful condition.

Too little solder amount results in a lack of adhesive strength on the termination, which may result in chips breaking loose from the PCB.

Please confirm that solder has been applied smoothly and rising to the end surface of the chip.



in section

Continued on the following page. ↗

⚠Caution

Continued from the preceding page. ↘

- 3-2. A soldering iron with a tip of $\varnothing 3\text{mm}$ or smaller should be used. It is also necessary to keep the soldering iron from touching the components during the re-work.
- 3-3. Solder wire with $\varnothing 0.5\text{mm}$ or smaller is required for soldering.

<Applicable to KR3/KRM Series>

4. For the shape of the soldering iron tip, refer to the figure on the right.

Regarding the type of solder, use a wire diameter of $\varnothing 0.5\text{mm}$ or less (rosin core wire solder).

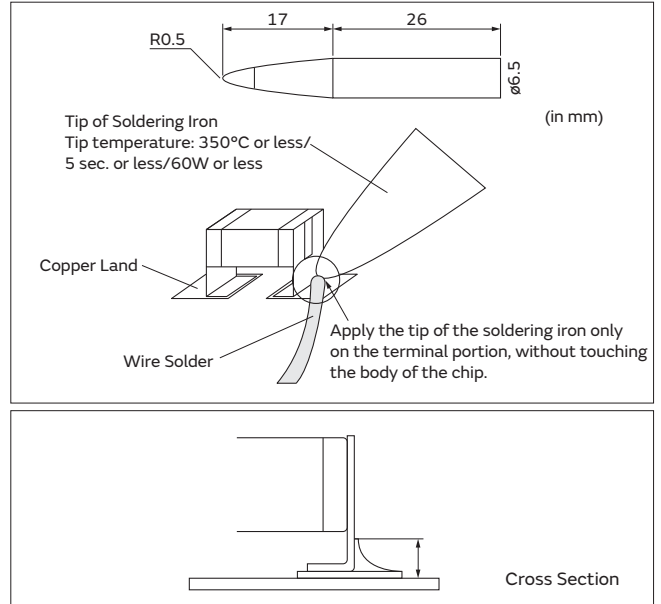
4-1. How to Apply the Soldering Iron

Apply the tip of the soldering iron against the lower end of the metal terminal.

- 1) In order to prevent cracking caused by sudden heating of the ceramic device, do not touch the ceramic base directly.
- 2) In order to prevent deviations and dislocating of the chip, do not touch the junction of the chip and the metal terminal, and the metal portion on the outside directly.

4-2. Appropriate Amount of Solder

The amount of solder for corrections by soldering iron, should be lower than the height of the lower side of the chip.



5. Washing

Excessive ultrasonic oscillation during cleaning can cause the PCBs to resonate, resulting in cracked chips or broken solder joints. Take note not to vibrate PCBs.

6. Electrical Test on Printed Circuit Board

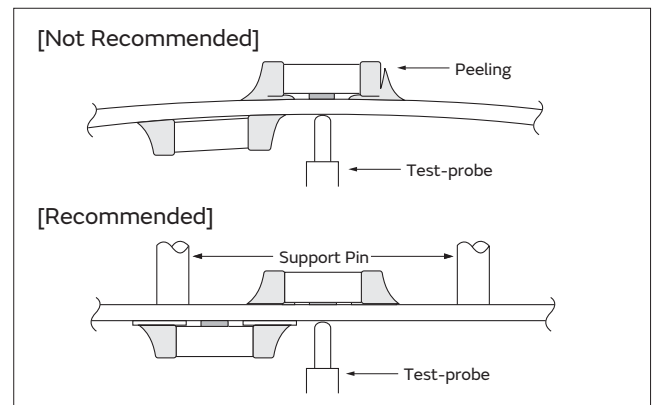
1. Confirm position of the support pin or specific jig, when inspecting the electrical performance of a capacitor after mounting on the printed circuit board.

1-1. Avoid bending the printed circuit board by the pressure of a test-probe, etc.

The thrusting force of the test probe can flex the PCB, resulting in cracked chips or open solder joints.

Provide support pins on the back side of the PCB to prevent warping or flexing. Install support pins as close to the test-probe as possible.

1-2. Avoid vibration of the board by shock when a test-probe contacts a printed circuit board.



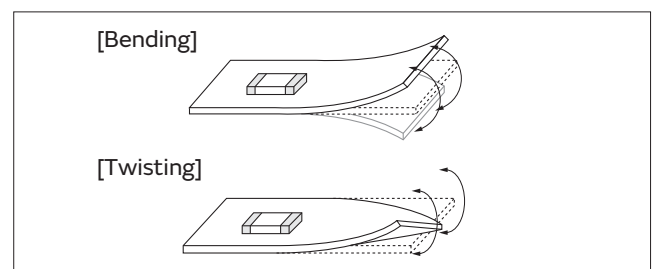
7. Printed Circuit Board Cropping

1. After mounting a capacitor on a printed circuit board, do not apply any stress to the capacitor that causes bending or twisting the board.

1-1. In cropping the board, the stress as shown at right may cause the capacitor to crack.

Cracked capacitors may cause deterioration of the insulation resistance, and result in a short.

Avoid this type of stress to a capacitor.



Continued on the following page. ↗

⚠Caution

Continued from the preceding page. ↘

2. Check the cropping method for the printed circuit board in advance.

2-1. Printed circuit board cropping shall be carried out by using a jig or an apparatus (Disc separator, router type separator, etc.) to prevent the mechanical stress that can occur to the board.

Board Separation Method	Hand Separation Nipper Separation	(1) Board Separation Jig	Board Separation Apparatus	
			(2) Disc Separator	(3) Router Type Separator
Level of stress on board	High	Medium	Medium	Low
Recommended	×	△*	△*	○
Notes	Hand and nipper separation apply a high level of stress. Use another method.	<ul style="list-style-type: none"> Board handling Board bending direction Layout of capacitors 	<ul style="list-style-type: none"> Board handling Layout of slits Design of V groove Arrangement of blades Controlling blade life 	Board handling

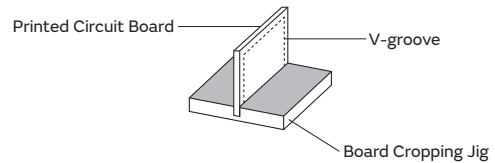
* When a board separation jig or disc separator is used, if the following precautions are not observed, a large board deflection stress will occur and the capacitors may crack. Use router type separator if at all possible.

(1) Example of a suitable jig

[In the case of Single-side Mounting]

An outline of the board separation jig is shown as follows. Recommended example: Stress on the component mounting position can be minimized by holding the portion close to the jig, and bend in the direction towards the side where the capacitors are mounted. Not recommended example: The risk of cracks occurring in the capacitors increases due to large stress being applied to the component mounting position, if the portion away from the jig is held and bent in the direction opposite the side where the capacitors are mounted.

[Outline of Jig]



Hand Separation

Recommended	Not Recommended

[In the case of Double-sided Mounting]

Since components are mounted on both sides of the board, the risk of cracks occurring can not be avoided with the above method. Therefore, implement the following measures to prevent stress from being applied to the components.

(Measures)

- Consider introducing a router type separator. If it is difficult to introduce a router type separator, implement the following measures. (Refer to item 1. Mounting Position)
- Mount the components parallel to the board separation surface.
- When mounting components near the board separation point, add slits in the separation position near the component.
- Keep the mounting position of the components away from the board separation point.

Continued on the following page. ↗



Continued from the preceding page. ↘

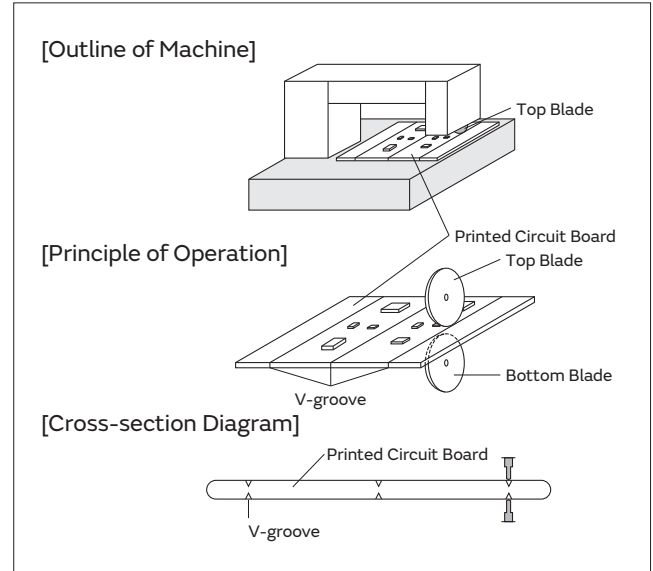
(2) Example of a Disc Separator

An outline of a disc separator is shown as follows. As shown in the Principle of Operation, the top blade and bottom blade are aligned with the V-grooves on the printed circuit board to separate the board.

In the following case, board deflection stress will be applied and cause cracks in the capacitors.

- (1) When the adjustment of the top and bottom blades are misaligned, such as deviating in the top-bottom, left-right or front-rear directions
- (2) The angle of the V groove is too low, depth of the V groove is too shallow, or the V groove is misaligned top-bottom

IF V groove is too deep, it is possible to brake when you handle and carry it. Carefully design depth of the V groove with consideration about strength of material of the printed circuit board.



Disc Separator

Recommended	Not Recommended		
	Top-bottom Misalignment	Left-right Misalignment	Front-rear Misalignment
<p>Top Blade</p> <p>Bottom Blade</p>	<p>Top Blade</p> <p>Bottom Blade</p>	<p>Top Blade</p> <p>Bottom Blade</p>	<p>Top Blade</p> <p>Bottom Blade</p>

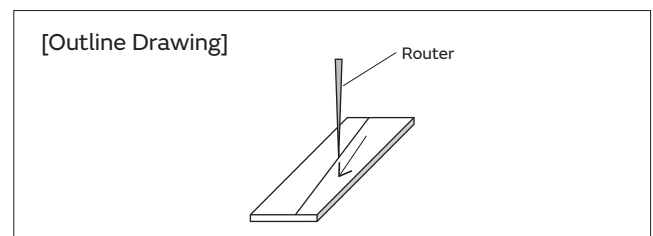
V-groove Design

Example of Recommended V-groove Design	Not Recommended			
	Left-right Misalignment	Low-Angle	Depth too Shallow	Depth too Deep

(3) Example of Router Type Separator

The router type separator performs cutting by a router rotating at a high speed. Since the board does not bend in the cutting process, stress on the board can be suppressed during board separation.

When attaching or removing boards to/from the router type separator, carefully handle the boards to prevent bending.



Continued on the following page. ↗

GRM Series
 GJM Series
 GMA Series
 GMD Series
 GOM Series
 GR3 Series
 GRJ Series
 LLA Series
 LLL Series
 LLM Series
 LLR Series
 KRM Series
 KR3 Series
 NFM Series
 GCH Series
 ⚠Caution

GRM Series
 GJM Series
 GMA Series
 GMD Series
 GQM Series
 GR3 Series
 GRJ Series
 LLA Series
 LLL Series
 LLM Series
 LLR Series
 KRM Series
 KR3 Series
 NFM Series
 GCH Series
 ⚠Caution

⚠Caution

Continued from the preceding page. ↘

8. Assembly

1. Handling

If a board mounted with capacitors is held with one hand, the board may bend. Firmly hold the edges of the board with both hands when handling.

If a board mounted with capacitors is dropped, cracks may occur in the capacitors.

Do not use dropped boards, as there is a possibility that the quality of the capacitors may be impaired.

2. Attachment of Other Components

2-1. Mounting of Other Components

Pay attention to the following items, when mounting other components on the back side of the board after capacitors have been mounted on the opposite side.

When the bottom dead point of the suction nozzle is set too low, board deflection stress may be applied to the capacitors on the back side (bottom side), and cracks may occur in the capacitors.

- After the board is straightened, set the bottom dead point of the nozzle on the upper surface of the board.
- Periodically check and adjust the bottom dead point.

2-2. Inserting Components with Leads into Boards

When inserting components (transformers, IC, etc.) into boards, bending the board may cause cracks in the capacitors or cracks in the solder.

Pay attention to the following.

- Increase the size of the holes to insert the leads, to reduce the stress on the board during insertion.
- Fix the board with support pins or a dedicated jig before insertion.
- Support below the board so that the board does not bend. When using multiple support pins on the board, periodically confirm that there is no difference in the height of each support pin.

2-3. Attaching/Removing Sockets

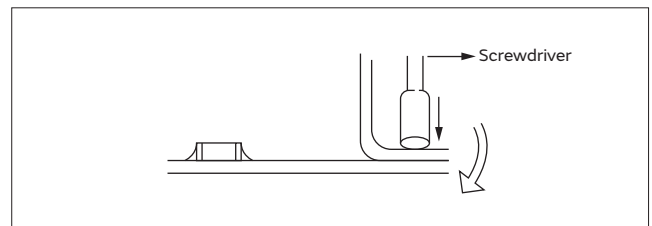
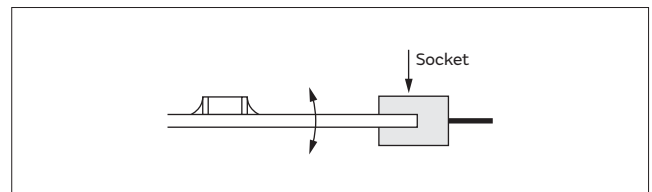
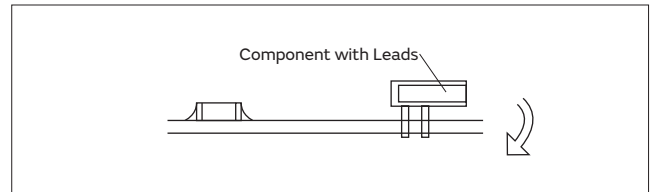
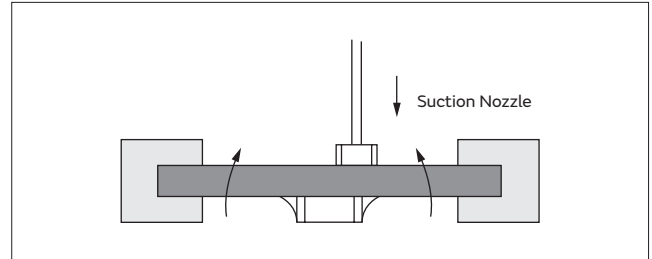
When the board itself is a connector, the board may bend when a socket is attached or removed. Plan the work so that the board does not bend when a socket is attached or removed.

2-4. Tightening Screws

The board may be bent, when tightening screws, etc. during the attachment of the board to a shield or chassis.

Pay attention to the following items before performing the work.

- Plan the work to prevent the board from bending.
- Use a torque screwdriver, to prevent over-tightening of the screws.
- The board may bend after mounting by reflow soldering, etc. Please note, as stress may be applied to the chips by forcibly flattening the board when tightening the screws.



Continued on the following page. ↗



Continued from the preceding page. ↘

<Applicable to GMA or GMD Series>

9. Die Bonding/Wire Bonding

1. Die Bonding of Capacitors

- 1-1. Use the following materials for the Brazing alloys:
Au-Sn (80/20) 300 to 320 °C in N₂ atmosphere
- 1-2. Mounting
 - (1) Control the temperature of the substrate so it matches the temperature of the brazing alloy.
 - (2) Place the brazing alloy on the substrate and place the capacitor on the alloy. Hold the capacitor and gently apply the load. Be sure to complete the operation within 1 minute.

2. Wire Bonding

- 2-1. Wire
Gold wire: 25 micro m (0.001 inch) diameter
- 2-2. Bonding
 - (1) Thermo compression, ultrasonic ball bonding.
 - (2) Required stage temperature: 150 to 200 °C
 - (3) Required wedge or capillary weight: 0.2N to 0.5N
 - (4) Bond the capacitor and base substrate or other devices with gold wire.

Other

1. Under Operation of Equipment

- 1-1. Do not touch a capacitor directly with bare hands during operation in order to avoid the danger of an electric shock.
- 1-2. Do not allow the terminals of a capacitor to come in contact with any conductive objects (short-circuit). Do not expose a capacitor to a conductive liquid, including any acid or alkali solutions.
- 1-3. Confirm the environment in which the equipment will operate is under the specified conditions. Do not use the equipment under the following environments.
 - (1) Being splattered with water or oil.
 - (2) Being exposed to direct sunlight.
 - (3) Being exposed to ozone, ultraviolet rays, or radiation.
 - (4) Being exposed to toxic gas (e.g., hydrogen sulfide, sulfur dioxide, chlorine, ammonia gas, etc.)
 - (5) Any vibrations or mechanical shocks exceeding the specified limits.
 - (6) Moisture condensing environments.
- 1-4. Use damp proof countermeasures if using under any conditions that can cause condensation.

2. Other

- 2-1. In an Emergency
 - (1) If the equipment should generate smoke, fire, or smell, immediately turn off or unplug the equipment.
If the equipment is not turned off or unplugged, the hazards may be worsened by supplying continuous power.
 - (2) In this type of situation, do not allow face and hands to come in contact with the capacitor or burns may be caused by the capacitor's high temperature.

2-2. Disposal of Waste

When capacitors are disposed of, they must be burned or buried by an industrial waste vendor with the appropriate licenses.

2-3. Circuit Design

- (1) Addition of Fail Safe Function
Capacitors that are cracked by dropping or bending of the board may cause deterioration of the insulation resistance, and result in a short. If the circuit being used may cause an electrical shock, smoke or fire when a capacitor is shorted, be sure to install fail-safe functions, such as a fuse, to prevent secondary accidents.
- (2) Capacitors used to prevent electromagnetic interference in the primary AC side circuit, or as a connection/insulation, must be a safety standard certified product, or satisfy the contents stipulated in the Electrical Appliance and Material Safety Law. Install a fuse for each line in case of a short.
- (3) The GJM, GMA, GMD, GQM, GR3, GRJ, GRM, KR3, KRM, LLA, LLL, LLM, LLR and ZRB series are not safety standard certified products.

2-4. Remarks

Failure to follow the cautions may result, worst case, in a short circuit and smoking when the product is used.

The above notices are for standard applications and conditions. Contact us when the products are used in special mounting conditions.

Select optimum conditions for operation as they determine the reliability of the product after assembly.

The data herein are given in typical values, not guaranteed ratings.

GRM Series

GJM Series

GMA Series

GMD Series

GQM Series

GR3 Series

GRJ Series

LLA Series

LLL Series

LLM Series

LLR Series

KRM Series

KR3 Series

NFM Series

GCH Series

⚠Caution

GRM Series
 GJM Series
 GMA Series
 GMD Series
 GQM Series
 GR3 Series
 GRJ Series
 LLA Series
 LLL Series
 LLM Series
 LLR Series
 KRM Series
 KR3 Series
 NFM Series
 GCH Series
 Notice

Notice

Rating

1. Operating Temperature

1. The operating temperature limit depends on the capacitor.

1-1. Do not apply temperatures exceeding the maximum operating temperature.

It is necessary to select a capacitor with a suitable rated temperature that will cover the operating temperature range.

It is also necessary to consider the temperature distribution in equipment and the seasonal temperature variable factor.

1-2. Consider the self-heating factor of the capacitor.

The surface temperature of the capacitor shall not exceed the maximum operating temperature including self-heating.

2. Atmosphere Surroundings (gaseous and liquid)

1. Restriction on the operating environment of capacitors.

1-1. Capacitors, when used in the above, unsuitable,

operating environments may deteriorate due to the corrosion of the terminations and the penetration of moisture into the capacitor.

1-2. The same phenomenon as the above may occur when the electrodes or terminals of the capacitor are subject to moisture condensation.

1-3. The deterioration of characteristics and insulation resistance due to the oxidization or corrosion of terminal electrodes may result in breakdown when the capacitor is exposed to corrosive or volatile gases or solvents for long periods of time.

3. Piezo-electric Phenomenon

1. When using high dielectric constant type capacitors in AC or pulse circuits, the capacitor itself vibrates at specific frequencies and noise may be generated.

Moreover, when the mechanical vibration or shock is added to the capacitor, noise may occur.

Soldering and Mounting

1. PCB Design

1. Notice for Pattern Forms

1-1. Unlike leaded components, chip components are susceptible to flexing stresses since they are mounted directly on the substrate.

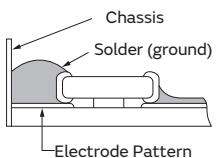
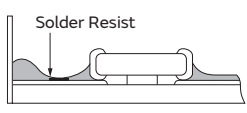
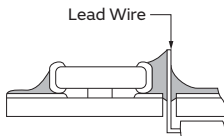
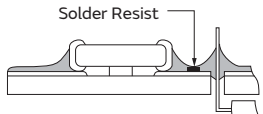
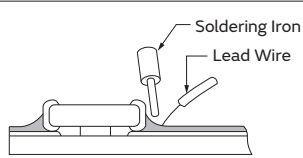
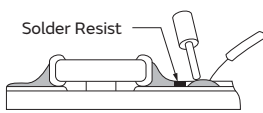
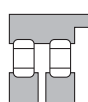
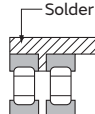
They are also more sensitive to mechanical and thermal stresses than leaded components.

Excess solder fillet height can multiply these stresses and cause chip cracking. When designing substrates, take land patterns and dimensions into consideration to eliminate the possibility of excess solder fillet height.

1-2. There is a possibility of chip cracking caused by PCB expansion/contraction with heat, because stress on a chip is different depending on PCB material and structure. When the thermal expansion coefficient greatly differs between the board used for mounting and the chip, it will cause cracking of the chip due to the thermal expansion and contraction.

When capacitors are mounted on a fluorine resin printed circuit board or on a single-layered glass epoxy board, it may also cause cracking of the chip for the same reason.

Pattern Forms

	Prohibited	Correct
Placing Close to Chassis		
Placing of Chip Components and Leaded Components		
Placing of Leaded Components after Chip Component		
Lateral Mounting		

Continued on the following page. ↗

Notice

Continued from the preceding page. ↘

2. Land Dimensions

2-1. Chip capacitors can be cracked due to the stress of PCB bending, etc. if the land area is larger than needed and has an excess amount of solder.

Please refer to the land dimensions in table 1 for flow soldering, table 2 for reflow soldering, table 3 for reflow soldering for ZRB Series, table 4 for reflow soldering for LLA Series, table 5 for reflow soldering for LLM Series.

Please confirm the suitable land dimension by evaluating of the actual SET / PCB.

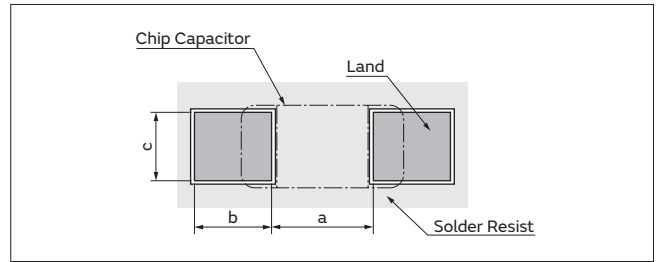


Table 1 Flow Soldering Method

Series	Chip Dimension Code (L/W)	Chip (L×W)	a	b	c
GQM/GR3/GRJ/GRM	18	1.6×0.8	0.6 to 1.0	0.8 to 0.9	0.6 to 0.8
GQM/GR3/GRJ/GRM	21	2.0×1.25	1.0 to 1.2	0.9 to 1.0	0.8 to 1.1
GR3/GRJ/GRM	31	3.2×1.6	2.2 to 2.6	1.0 to 1.1	1.0 to 1.4
LLL	21	1.25×2.0	0.4 to 0.7	0.5 to 0.7	1.4 to 1.8
LLL	31	1.6×3.2	0.6 to 1.0	0.8 to 0.9	2.6 to 2.8

Flow soldering can only be used for products with a chip size from 1.6x0.8mm to 3.2x1.6mm.

(in mm)

Table 2 Reflow Soldering Method

Series	Chip Dimension Code (L/W)	Chip (L×W)	a	b	c
GJM/GRM	02	0.4×0.2	0.16 to 0.2	0.12 to 0.18	0.2 to 0.23
GJM/GRM	03	0.6×0.3 (±0.03)	0.2 to 0.25	0.2 to 0.3	0.25 to 0.35
		0.6×0.3 (±0.05)	0.2 to 0.25	0.25 to 0.35	0.3 to 0.4
		0.6×0.3 (±0.09)	0.23 to 0.3	0.25 to 0.35	0.3 to 0.4
GJM/GRM	15	1.0×0.5 (within ±0.10)	0.3 to 0.5	0.35 to 0.45	0.4 to 0.6
		1.0×0.5 (±0.15/±0.20)	0.4 to 0.6	0.4 to 0.5	0.5 to 0.7
GQM/GR3/GRJ/GRM	18	1.6×0.8 (within ±0.10)	0.6 to 0.8	0.6 to 0.7	0.6 to 0.8
		1.6×0.8 (±0.15/±0.20)	0.7 to 0.9	0.7 to 0.8	0.8 to 1.0
GQM	21	2.0×1.25	1.0 to 1.2	0.6 to 0.7	0.8 to 1.1
GR3/GRJ/GRM	21	2.0×1.25 (within ±0.10)	1.2	0.6	1.25
		2.0×1.25 (±0.15)	1.2	0.6 to 0.8	1.2 to 1.4
		2.0×1.25 (±0.20)	1.0 to 1.4	0.6 to 0.8	1.2 to 1.4
GR3/GRJ/GRM	31	3.2×1.6 (within ±0.20)	1.8 to 2.0	0.9 to 1.2	1.5 to 1.7
		3.2×1.6 (±0.30)	1.9 to 2.1	1.0 to 1.3	1.7 to 1.9
GR3/GRJ/GRM	32	3.2×2.5	2.0 to 2.4	1.0 to 1.2	1.8 to 2.3
GR3/GRJ/GRM	43	4.5×3.2	3.0 to 3.5	1.2 to 1.4	2.3 to 3.0
GR3/GRJ/GRM	55	5.7×5.0	4.0 to 4.6	1.4 to 1.6	3.5 to 4.8
LLL	15	0.5×1.0	0.15 to 0.2	0.2 to 0.25	0.7 to 1.0
LLL	1U	0.6×1.0	0.20 to 0.25	0.25 to 0.35	0.7 to 1.0
LLL/LLR	18	0.8×1.6	0.2 to 0.3	0.3 to 0.4	1.4 to 1.6
LLL	21	1.25×2.0	0.4 to 0.5	0.4 to 0.5	1.4 to 1.8
LLL	31	1.6×3.2	0.6 to 0.8	0.6 to 0.7	2.6 to 2.8
GQM	22	2.8×2.8	2.2 to 2.5	0.8 to 1.0	1.9 to 2.3

(in mm)

<Applicable to Part Number KR3/KRM>

Series	Chip Dimension Code (L/W)	Chip (L×W)	a	b	c
KRM	21	2.0×1.25	1.0 to 1.2	0.6 to 0.7	0.8 to 1.1
KRM	31	3.2×1.6	2.2 to 2.4	0.8 to 0.9	1.0 to 1.4
KR3/KRM	55	5.7×5.0	2.6	2.7	5.6

(in mm)

Continued on the following page. ↗

Notice

Continued from the preceding page. ↘

Table 3 ZRB Series Reflow Soldering Method

Series	Chip Dimension Code (L/W)	Chip (L×W)	a	b	c
ZRB	15	1.0×0.5	0.4 to 0.6	0.4 to 0.5	0.5 to 0.7
ZRB	18*	1.6×0.8	0.7 to 0.9	0.7 to 0.8	0.8 to 1.0

*If distance between parts is too short, there is risk to cause electrical short. Please confirm the mounting pitch (distance between centers of parts) has 1.275mm or more. (ZRB18 only)

[Land for ZRB Series]

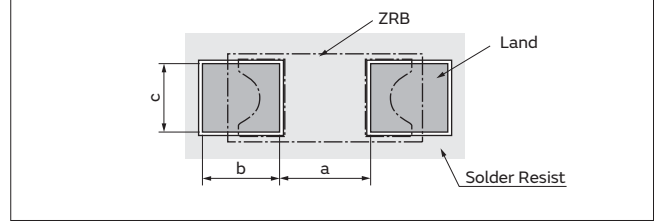


Table 4 LLA Series Reflow Soldering Method

Series	Chip Dimension Code (L/W)	Chip (L×W)	a	b	c	p
LLA	18	1.6×0.8	0.3 to 0.4	0.25 to 0.35	0.15 to 0.25	0.4
LLA	21	2.0×1.25	0.5 to 0.7	0.35 to 0.6	0.2 to 0.3	0.5
LLA	31	3.2×1.6	0.7 to 0.9	0.4 to 0.7	0.3 to 0.4	0.8

(in mm)

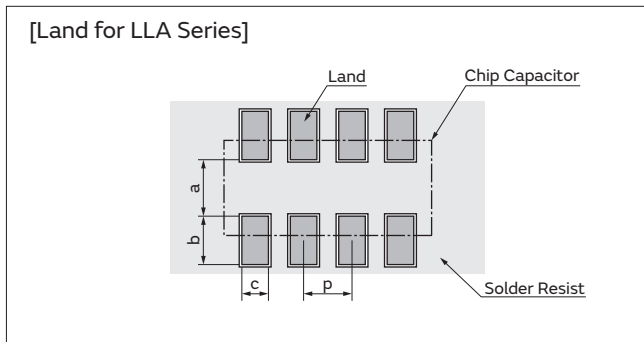
Table 5 LLM Series Reflow Soldering Method

Series	Chip Dimension Code (L/W)	Chip (L×W)	a	b, b'	c, c'	d	e	f	p
LLM	21	2.0×1.25	0.6 to 0.8	(0.3 to 0.5)	0.3	2.0 to 2.6	1.3 to 1.8	1.4 to 1.6	0.5
LLM	31	3.2×1.6	1.0	(0.3 to 0.5)	0.4	3.2 to 3.6	1.6 to 2.0	2.6	0.8

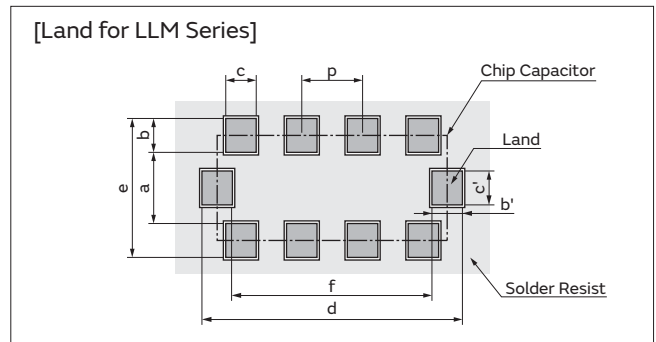
$$b=(c-e)/2, b'=(d-f)/2$$

(in mm)

[Land for LLA Series]



[Land for LLM Series]



<Applicable to beyond Rated Voltage of 200VDC>

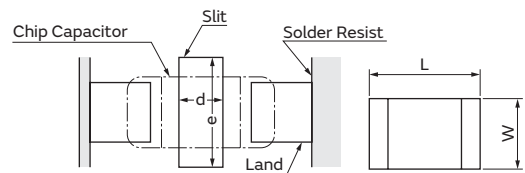
2-2. Dimensions of Slit (Example)

Preparing the slit helps flux cleaning and resin coating on the back of the capacitor.

However, the length of the slit design should be as short as possible to prevent mechanical damage in the capacitor.

A longer slit design might receive more severe mechanical stress from the PCB.

Recommended slit design is shown in the Table.



L×W	d	e
1.6×0.8	-	-
2.0×1.25	-	-
3.2×1.6	1.0 to 2.0	3.2 to 3.7
3.2×2.5	1.0 to 2.0	4.1 to 4.6
4.5×2.0	1.0 to 2.8	3.6 to 4.1
4.5×3.2	1.0 to 2.8	4.8 to 5.3
5.7×2.8	1.0 to 4.0	4.4 to 4.9
5.7×5.0	1.0 to 4.0	6.6 to 7.1

(in mm)

Continued on the following page. ↗

Notice

Continued from the preceding page. ↘

3. Board Design

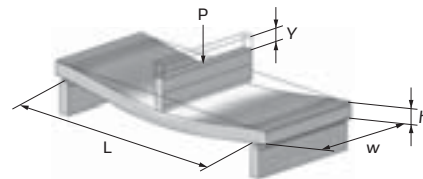
When designing the board, keep in mind that the amount of strain which occurs will increase depending on the size and material of the board.

[Relationship with amount of strain to the board thickness, length, width, etc.]

$$\epsilon = \frac{3PL}{2Ewh^2}$$

Relationship between load and strain

- ε: Strain on center of board (μst)
- L: Distance between supporting points (mm)
- w: Board width (mm)
- h: Board thickness (mm)
- E: Elastic modulus of board (N/m²=Pa)
- Y: Deflection (mm)
- P: Load (N)



- When the load is constant, the following relationship can be established.
- As the distance between the supporting points (L) increases, the amount of strain also increases.
→Reduce the distance between the supporting points.
 - As the elastic modulus (E) decreases, the amount of strain increases.
→Increase the elastic modulus.
 - As the board width (w) decreases, the amount of strain increases.
→Increase the width of the board.
 - As the board thickness (h) decreases, the amount of strain increases.
→Increase the thickness of the board.
- Since the board thickness is squared, the effect on the amount of strain becomes even greater.

2. Adhesive Application

1. Thin or insufficient adhesive can cause the chips to loosen or become disconnected during flow soldering.

The amount of adhesive must be more than dimension c, shown in the drawing at right, to obtain the correct bonding strength.

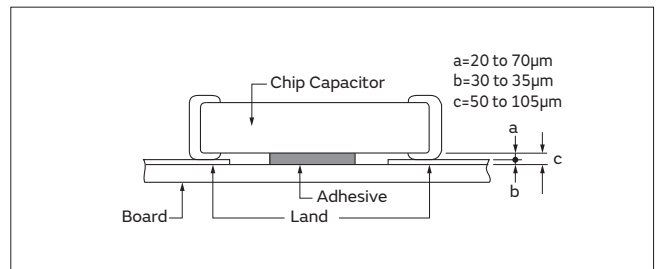
The chip's electrode thickness and land thickness must also be taken into consideration.

2. Low viscosity adhesive can cause chips to slip after mounting. The adhesive must have a viscosity of 5000Pa · s (500ps) min. (at 25°C).

3. Adhesive Coverage

Size (L×W) (in mm)	Adhesive Coverage*
1.6×0.8	0.05mg min.
2.0×1.25	0.1mg min.
3.2×1.6	0.15mg min.

*Nominal Value



3. Adhesive Curing

1. Insufficient curing of the adhesive can cause chips to disconnect during flow soldering and causes deterioration in the insulation resistance between the terminations due to moisture absorption.

Control curing temperature and time in order to prevent insufficient hardening.

Continued on the following page. ↗

Notice

Continued from the preceding page. ↘

4. Flux for Flow Soldering

1. An excessive amount of flux generates a large quantity of flux gas, which can cause a deterioration of solderability, so apply flux thinly and evenly throughout. (A foaming system is generally used for flow soldering.)
2. Flux containing too high a percentage of halide may cause corrosion of the terminations unless there is sufficient cleaning. Use flux with a halide content of 0.1% max.
3. Do not use strong acidic flux.

5. Flow Soldering

- Set temperature and time to ensure that leaching of the terminations does not exceed 25% of the chip end area as a single chip (full length of the edge A-B-C-D shown at right) and 25% of the length A-B shown as mounted on substrate.

6. Reflow Soldering

The halogen system substance and organic acid are included in solder paste, and a chip corrodes by this kind of solder paste.

7. Washing

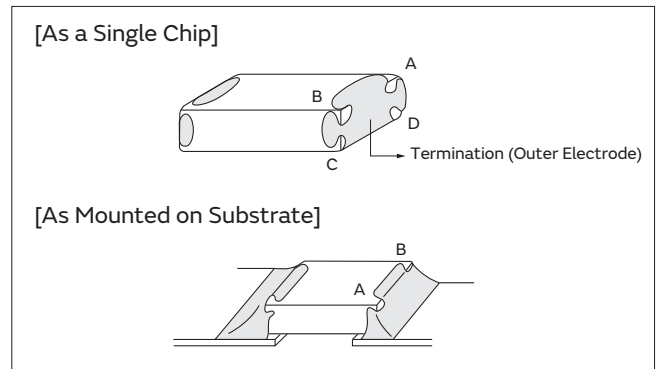
1. Please evaluate the capacitor using actual cleaning equipment and conditions to confirm the quality, and select the solvent for cleaning.
2. Unsuitable cleaning solvent may leave residual flux or other foreign substances, causing deterioration of electrical characteristics and the reliability of the capacitors.

8. Coating

1. A crack may be caused in the capacitor due to the stress of the thermal contraction of the resin during curing process.
 The stress is affected by the amount of resin and curing contraction.
 Select a resin with low curing contraction.
 The difference in the thermal expansion coefficient between a coating resin or a molding resin and the capacitor may cause the destruction and deterioration of the capacitor such as a crack or peeling, and lead to the deterioration of insulation resistance or dielectric breakdown.
 Select a resin for which the thermal expansion coefficient is as close to that of the capacitor as possible.
 A silicone resin can be used as an under-coating to buffer against the stress.

4. Do not use water-soluble flux.*

(*Water-soluble flux can be defined as non-rosin type flux including wash-type flux and non-wash-type flux.)



Do not use strong acid flux.

Do not use water-soluble flux*.

(*Water-soluble flux can be defined as non-rosin type flux including wash-type flux and non-wash-type flux.)

3. Select the proper cleaning conditions.
 3-1. Improper cleaning conditions (excessive or insufficient) may result in deterioration of the performance of the capacitors.

2. Select a resin that is less hygroscopic.
 Using hygroscopic resins under high humidity conditions may cause the deterioration of the insulation resistance of a capacitor.
 An epoxy resin can be used as a less hygroscopic resin.
3. The halogen system substance and organic acid are included in coating material, and a chip corrodes by the kind of Coating material.
 Do not use strong acid type.

<Applicable to ZRB Series>

4. Loss suppress acoustic noise may be caused in ZRB series due to the resin during curing process. Please contact our sales representative or product engineers on the apply to resin during curing process.

Continued on the following page. ↗

Notice

Continued from the preceding page. ↘

Other

1. Transportation

1. The performance of a capacitor may be affected by the conditions during transportation.
 - 1-1. The capacitors shall be protected against excessive temperature, humidity, and mechanical force during transportation.
 - (1) Climatic condition
 - low air temperature: -40°C
 - change of temperature air/air: -25°C/+25°C
 - low air pressure: 30 kPa
 - change of air pressure: 6 kPa/min.
 - (2) Mechanical condition

Transportation shall be done in such a way that the boxes are not deformed and forces are not directly passed on to the inner packaging.
 - 1-2. Do not apply excessive vibration, shock, or pressure to the capacitor.
 - (1) When excessive mechanical shock or pressure is applied to a capacitor, chipping or cracking may occur in the ceramic body of the capacitor.
 - (2) When the sharp edge of an air driver, a soldering iron, tweezers, a chassis, etc. impacts strongly on the surface of the capacitor, the capacitor may crack and short-circuit.
 - 1-3. Do not use a capacitor to which excessive shock was applied by dropping, etc.

A capacitor dropped accidentally during processing may be damaged.

2. Characteristics Evaluation in the Actual System

1. Evaluate the capacitor in the actual system, to confirm that there is no problem with the performance and specification values in a finished product before using.
2. Since a voltage dependency and temperature dependency exists in the capacitance of high dielectric type ceramic capacitors, the capacitance may change depending on the operating conditions in the actual system. Therefore, be sure to evaluate the various characteristics, such as the leakage current and noise absorptivity, which will affect the capacitance value of the capacitor.
3. In addition, voltages exceeding the predetermined surge may be applied to the capacitor by the inductance in the actual system. Evaluate the surge resistance in the actual system as required.

GRM Series

GJM Series

GVA Series

GMD Series

GOM Series

GR3 Series

GRJ Series

LLA Series

LLL Series

LLM Series

LLR Series

KRM Series

KR3 Series

NFM Series

GCH Series

Notice

177

GRM Series
 GJM Series
 GMA Series
 GMD Series
 GQM Series
 GR3 Series
 GRJ Series
 LLA Series
 LLL Series
 LLM Series
 LLR Series
 KRM Series
 KR3 Series
 NFM Series
 GCH Series
 ⚠️Caution/Notice/
 Soldering/Mounting

NFM

⚠️Caution/Notice/Soldering and Mounting

⚠️Caution

Rating 179

Soldering and Mounting 179

Notice

Storage and Operating Conditions 180

Notice (Soldering and Mounting) 180

Handling 180

Soldering and Mounting

1. Standard Land Pattern Dimensions 181

2. Solder Paste Printing and Adhesive Application 182

3. Standard Soldering Conditions 183

4. Cleaning 184



Rating

Do not use products beyond the rated current and rated voltage as this may create excessive heat and deteriorate the insulation resistance.

Soldering and Mounting

1. Self-heating

Please provide special attention when mounting chip EMIFIL[®] NFM□□P/K series in close proximity to other products that radiate heat.

The heat generated by other products may deteriorate the insulation resistance and cause excessive heat in this component.

GRM Series

GJM Series

GMA Series

GMD Series

GOM Series

GR3 Series

GRJ Series

LLA Series

LLL Series

LLM Series

LLR Series

KRM Series

KR3 Series

NFM Series

GCH Series

⚠Caution

179

GRM Series
 GJM Series
 GMA Series
 GMD Series
 GQM Series
 GR3 Series
 GRJ Series
 LLA Series
 LLL Series
 LLM Series
 LLR Series
 KRM Series
 KR3 Series
 NFM Series
 GCH Series
 Notice

Notice

Storage and Operating Conditions

<Operating Environment>

Do not use products in a chemical atmosphere such as chlorine gas, acid or sulfide gas.

Do not use products in the environment close to the organic solvent.

<Storage and Handling Requirements>

1. Storage Period

Should be used within 12 months.

Solderability should be checked if this period is exceeded.

2. Storage Conditions

(1) Storage temperature: -10 to +40°C

Relative humidity: 15 to 85%

Avoid sudden changes in temperature and humidity.

(2) Do not store products in a chemical atmosphere such as chlorine gas, acid or sulfide gas.

Notice (Soldering and Mounting)

1. Cleaning

Failure and degradation of a product are caused by the cleaning method. When you clean in conditions that are not in mounting information, please contact Murata engineering.

2. Soldering

Reliability decreases with improper soldering methods.

Please solder by the standard soldering conditions shown in mounting information.

3. Points of Attention about NFM Pattern Forms

The loaded stresses are different to a chip depend on PCB materials and structures.

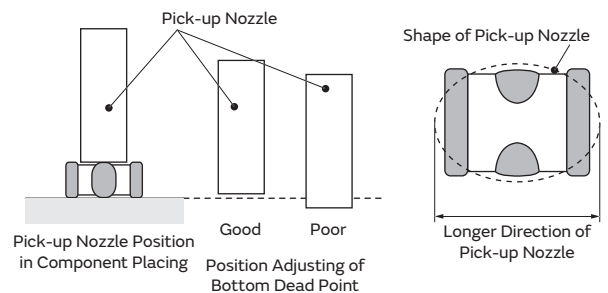
When the chip will be mounted on the metal PCB contained alumina material, PCB heat expansion/contraction will be a cause of chip cracks because the coefficients of thermal expressions are different between metal PCB and the chip itself.

In case of mounting 0402 or smaller size of NFM on single-layered glass epoxy board, chip cracks will be also occurred because of the same reason.

4. Component Mounting: 0402 size or smaller of NFM

If low bottom dead point of the pick-up nozzle is too low, chip cracks will be occurred because an extra power will be added to the chip during mounting. Therefore, the bottom dead point of pick-up nozzle must be set on/over the upper

surface of the PCB. Adjusting is required when the bottom dead point will be set by correcting board warp. It is recommended that using the larger pick-up nozzle than chip length for avoiding what force impact will be centered to the middle point of components. Before assembling, please confirm its mounting accuracy under the best condition.



5. Other

Noise suppression levels resulting from Murata's EMI suppression filters EMIFIL® may vary, depending on the circuits and ICs used, type of noise, mounting pattern, mounting location, and other operating conditions. Be sure to check and confirm in advance the noise suppression effect of each filter, in actual circuits, etc. before applying the filter in a commercial-purpose equipment design.

Handling

1. Resin Coating

Using resin for coating/molding products may affect the products performance.

So please pay careful attention in selecting resin.

Prior to use, please make the reliability evaluation with the product mounted in your application set.

2. Handling of a Substrate

After mounting products on a substrate, do not apply any stress to the product caused by bending or twisting to the substrate when cropping the substrate, inserting and removing a connector from the substrate or tightening screw to the substrate.

Excessive mechanical stress may cause cracking in the Product.



Soldering and Mounting

1. Standard Land Pattern Dimensions

NFM series suppress noise by conducting the high-frequency noise element to ground. Therefore, to obtain maximum performance from these filters, the ground pattern should be made as large as possible during the PCB design stage. As shown below, one side of the PCB is used for chip mounting, and the other is used for grounding.

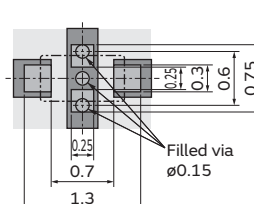
Small diameter feedthrough holes are then used to connect the grounds on each side of the PCB. This reduces the high-frequency impedance of the grounding and maximizes the filter's performance.


 Land Pattern + Solder Resist
 Land Pattern
 Solder Resist
 (in mm)

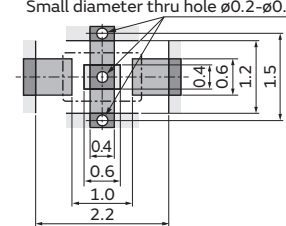
● Reflow Soldering

NFM15CC
NFM15PC
NFM18CC
NFM18PC
NFM18PS
NFM21CC
NFM21PC
NFM21PS

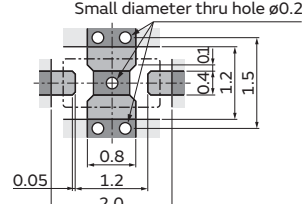
NFM15CC/NFM15PC



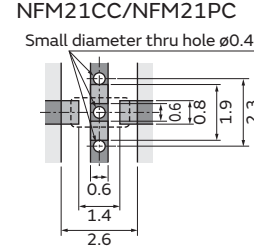
NFM18CC/NFM18PC



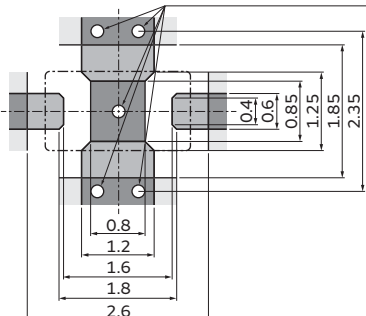
NFM18PS



NFM21CC/NFM21PC



NFM21PS

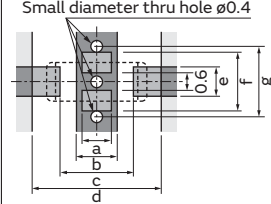


Please contact us if using thinner land pad than 18µm.

● Reflow Soldering Chip mounting side

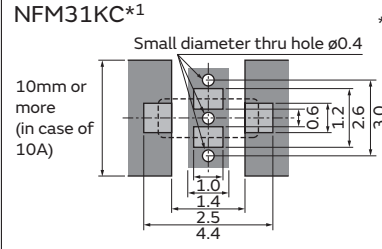
NFM3DCC/NFM3DPC/NFM31PC/NFM41CC/NFM41PC

Small diameter thru hole ø0.4



Part Number	Size (mm)						
	a	b	c	d	e	f	g
NFM3DCC NFM3DPC	1.0	1.4	2.5	4.4	1.0	2.0	2.4
NFM31PC	1.0	1.4	2.5	4.4	1.2	2.6	3.0
NFM41CC NFM41PC	1.5	2.0	3.5	6.0	1.2	2.6	3.0

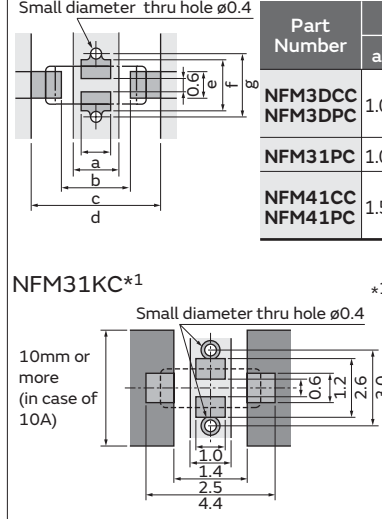
NFM31KC*1



*1 For large current design, width of signal land pattern should be wider not less than 1mm per 1A (1mm/A). For example, in case of 10A, signal land pattern width should be 10mm or more. (1mm/A*10A=10mm)

● Flow Soldering Chip mounting side

NFM31KC*1



*1 For large current design, width of signal land pattern should be wider not less than 1mm per 1A (1mm/A). For example, in case of 10A, signal land pattern width should be 10mm or more. (1mm/A*10A=10mm)

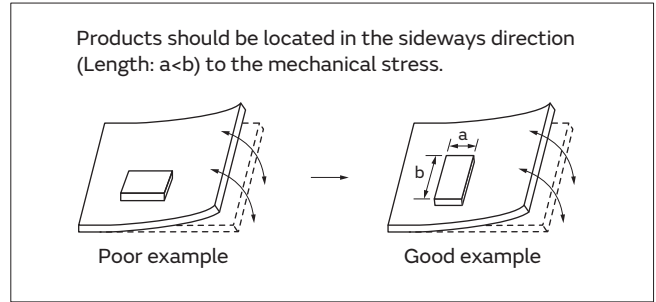
Continued on the following page. ➔

Soldering and Mounting

Continued from the preceding page. ↘

● PCB Warping

PCB should be designed so that products are not subjected to the mechanical stress caused by warping the board.



2. Solder Paste Printing and Adhesive Application

When reflow soldering the chip EMI suppression filter, the printing must be conducted in accordance with the following cream solder printing conditions.

If too much solder is applied, the chip will be prone to damage by mechanical and thermal stress from the PCB and may crack.

Standard land dimensions should be used for resist and copper foil patterns.

When flow soldering the EMI suppression filter, apply the adhesive in accordance with the following conditions. If too much adhesive is applied, then it may overflow into the land or termination areas and yield poor solderability. In contrast, if insufficient adhesive is applied, or if the adhesive is not sufficiently hardened, then the chip may become detached during flow soldering process.

(in mm)

Series	Solder Paste Printing	Adhesive Application	
NFM15CC NFM15PC NFM18CC NFM18PC NFM18PS NFM21CC NFM21PC NFM21PS NFM3DCC NFM3DPC NFM31PC NFM31KC NFM41CC NFM41PC	<p>● Guideline of solder paste thickness: 100-150μm: NFM15/18/21/3D/31 100-200μm: NFM41</p>	<p>■ NFM3D/31/41 Series Apply 0.1mg for NFM41C/41 and 0.06mg for NFM3D/NFM31 of bonding agent at each chip. Do not cover electrodes.</p>	
	<p>NFM15CC/15PC</p>	<p>NFM18CC/18PC</p>	<p>Bonding agent</p>
	<p>NFM18PS</p>	<p>NFM21CC/21PC</p>	<p>Coating position of bonding agent</p>
	<p>NFM21PS</p>	<p>NFM3DCC/3DPC</p>	
	<p>NFM31PC/31KC</p>	<p>NFM41CC/41PC</p>	

Continued on the following page. ↗

Soldering and Mounting

Continued from the preceding page. ↘

3. Standard Soldering Conditions

(1) Soldering Methods

Use flow and reflow soldering methods only.
 Use standard soldering conditions when soldering chip EMI suppression filters.
 In cases where several different parts are soldered, each having different soldering conditions, use those conditions requiring the least heat and minimum time.

Flux:

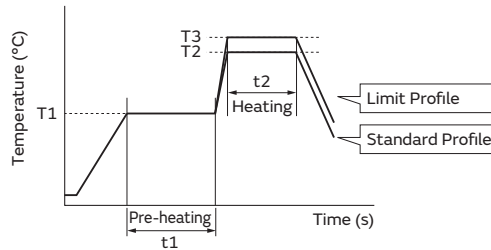
- Use Rosin-based flux.
 In case of using RA type solder, products should be cleaned completely with no residual flux.
- Do not use strong acidic flux (with chlorine content exceeding 0.20wt%)
- Do not use water-soluble flux.

Solder: Use Sn-3.0Ag-0.5Cu solder. Use of Sn-Zn based solder will deteriorate performance of products.
 If using NFM series with Sn-Zn based solder, please contact Murata in advance.

For additional mounting methods, please contact Murata.

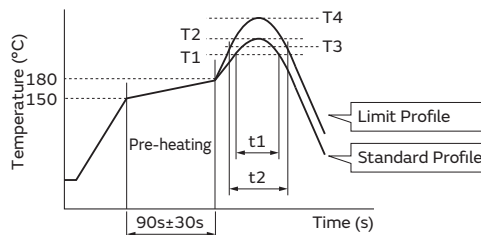
(2) Soldering Profile

● Flow Soldering Profile (Sn-3.0Ag-0.5Cu Solder)



Series	Pre-heating		Standard Profile			Limit Profile		
	Temp. (T1)	Time. (t1)	Heating		Cycle of Flow	Heating		Cycle of Flow
			Temp. (T2)	Time. (t2)		Temp. (T3)	Time. (t2)	
NFM3D/31/41	150°C	60s min.	250°C	4 to 6s	2 times max.	265±3°C	5s max.	2 times max.

● Reflow Soldering Profile (Sn-3.0Ag-0.5Cu Solder)



Series	Standard Profile				Limit Profile			
	Heating		Peak Temperature (T2)	Cycle of Reflow	Heating		Peak Temperature (T4)	Cycle of Reflow
	Temp. (T1)	Time. (t1)			Temp. (T3)	Time. (t2)		
NFM	220°C min.	30 to 60s	245±3°C	2 times max.	230°C min.	60s max.	260°C/10s	2 times max.

(3) Reworking with Solder Iron

The following conditions must be strictly followed when using a soldering iron.

Pre-heating: 150°C 60s min.

Soldering iron power output / Tip diameter:

30W max. / ø3mm max.*¹

*¹ NFM15: 30W max. / ø2mm max.

Temperature of soldering iron tip / Soldering time / Times:

350°C max. / 3-4s / 2 times*²

*² NFM15: 340°C max. / 3-4s / 1 time

Do not allow the tip of the soldering iron to directly contact the chip.

For additional methods of reworking with a soldering iron, please contact Murata engineering.

Continued on the following page. ↗

Soldering and Mounting

Continued from the preceding page. ↘

4. Cleaning

Following conditions should be observed when cleaning chip EMI filter.

- (1) Cleaning Temperature: 60°C max. (40°C max. for alcohol type cleaner)
- (2) Ultrasonic
Output: 20W/liter max.
Duration: 5 minutes max.
Frequency: 28 to 40kHz
- (3) Cleaning Agent

The following list of cleaning agents have been tested on the individual components. Evaluation of final assembly should be completed prior to production.

- (a) Alcohol cleaning agent
Isopropyl alcohol (IPA)
- (b) Aqueous cleaning agent
Pine Alpha ST-100S
- (4) Ensure that flux residue is completely removed.
Component should be thoroughly dried after aqueous agent has been removed with deionized water.

GRM Series

GJM Series

GMA Series

GMD Series

GQM Series

GR3 Series

GRJ Series

LLA Series

LLL Series

LLM Series

LLR Series

KRM Series

KR3 Series

NFM Series


GCH Series

Soldering
and Mounting

Design Support Tool "SimSurfing"

<http://www.murata.com/simsurfing/>

This is the latest tool to get the electrical characteristics for Capacitors, Inductors, and EMI Suppression Filters, and to simulate Thermistors' behavior !



■ Characteristics viewer
 You can easily search and download the following data for Monolithic Ceramic Capacitors, Polymer Capacitors, EMI Suppression Filters (Three-terminal Capacitors, Ferrite Beads) and Power/RF Inductors.

■ Components performance simulator
 You can search by the simulation on simple circuits for Thermistors.

■ Selection tool
 You can select Medium voltage Capacitors and Power Inductors according to conditions of use.
 * Medium voltage: Rated Voltage 250V and over

■ Search tool
 You can search the Murata timing device (CERALOCK® and crystal units) that is most suitable for your IC and access information about the recommended circuit constant setting.

If you register as a "my Murata" user (<https://my.murata.com/en/web/mymurata/>), you can use Enhanced SimSurfing.

■ Usage example of "Monolithic Ceramic Capacitors"

1 Select the products

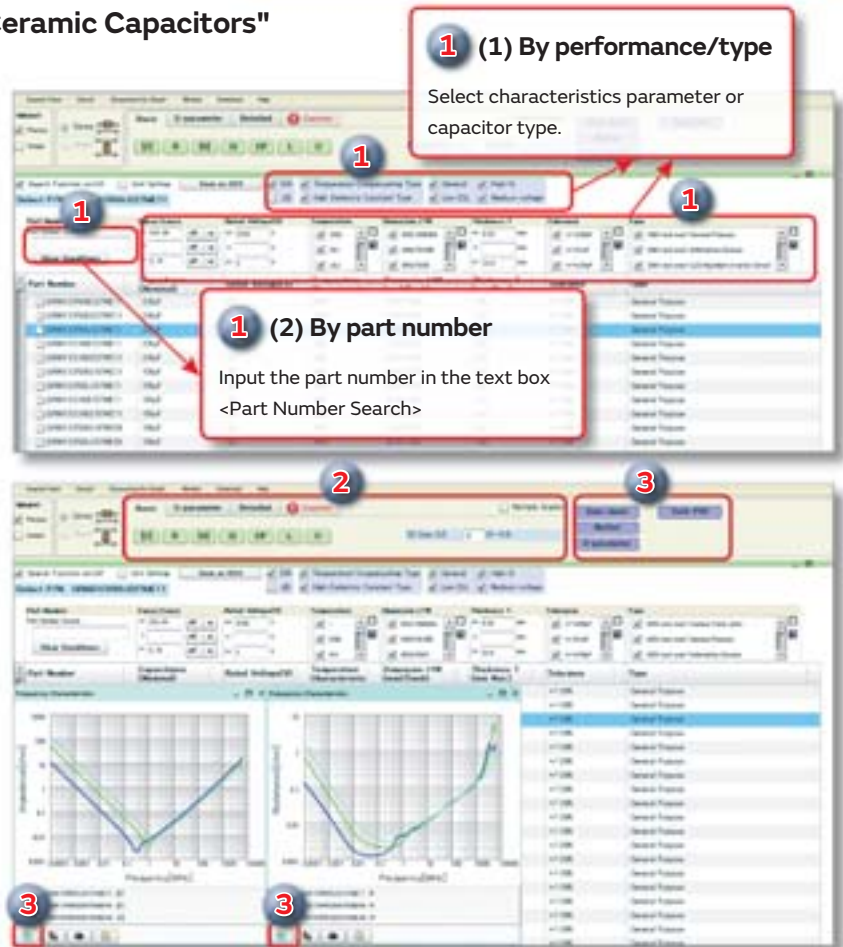
- (1) By performance/type
- (2) By part number

2 Show graph

Click each button on each tab of [Basic], [S-parameter] and [Detailed].

3 Data download

- Click each purple button in this area.
- Click "CSV output" button.



1 (1) By performance/type
 Select characteristics parameter or capacitor type.

1 (2) By part number
 Input the part number in the text box
 <Part Number Search>

2

3

3

3

* Images are as of October 2015. Be assured that this software will be updated frequently.

<http://www.murata.com/simsurfing/>

Capacitor Website Introduction



Search for Capacitors

Global

Murata capacitors can be searched.

1 Search by part number

2 Search by specifications

3 Search by features

4 Search in the lineups

5 Cross reference

1

Search by part number

<http://psearch.murata.com/capacitor/partnumber/>

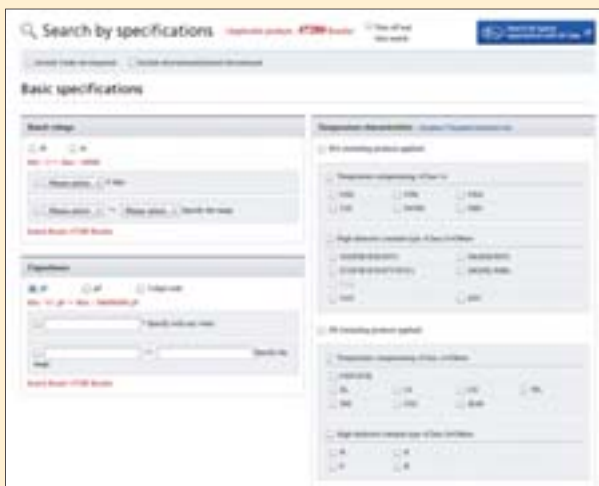


The applicable capacitors can be searched by alphanumeric characters. Although the alternative symbol "#" is used for the package specification code, you can also enter the full package specification code to search the part number including the package specification code.

2

Search by specifications

<http://psearch.murata.com/capacitor/spec/>



Capacitors can be searched by various specifications, such as the capacitance, rated voltage, and temperature characteristics.

Basic specifications

Applicable products can be searched by any value and specified range.

To support the entry, the minimum and maximum values of the product applicable to the conditions selected in the other items will be displayed.

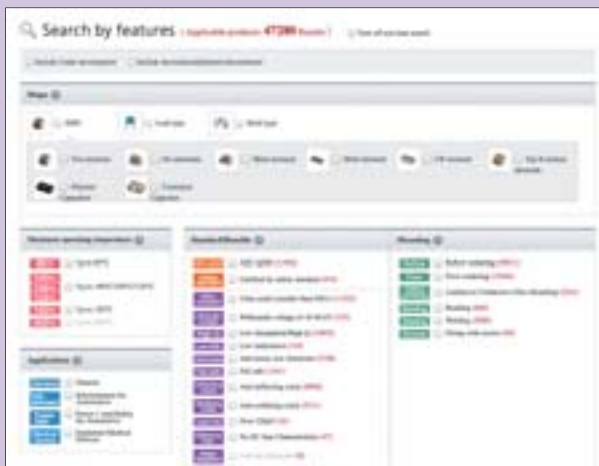
Add detailed specifications

Setting the conditions particular to the SMD, mold and lead, enables you to search the product with a more detailed specification.

3

Search by features

<http://psearch.murata.com/capacitor/feature/>



The applicable capacitors can be searched by the Shape, Maximum operating temperature, Applications, Benefits, and Mounting.

Select the conditions of the following items to search for a product.

- "Shape"
- "Maximum operating temperature"
- "Applications"
- "Benefits"
- "Mounting"

4 Search in the lineups <http://psearch.murata.com/capacitor/lineup/>

Capacitors applicable to the conditions can be searched from the lineup of each series.

The features and applications of the series can also be checked in the Series page.

Capacitance chart in Series page



5 Cross reference <http://cross-reference.murata.com/capacitor/crossreference/index.cfm>



The Murata part number applicable to the assumed specification can be searched by the competitor's part number of the chip monolithic ceramic capacitors.

[Search result]

NEW

It is possible to characteristic comparison.

Search result of SMD (Applicable products: 43504 results)

- The number of cases applicable to the current search conditions is always displayed in real time.
- Click each search condition button to display the menu. The search results will change in real time with the selected conditions.
- Clicking the "Current search conditions" opens a menu, and the current narrowed down conditions can be checked.
- The results can be sorted by clicking the ▲ button of the search results items.
- Clicking the product name opens the details page, and more detailed information can be acquired.
- Detailed specifications sheet can be downloaded without opening the details page.
- The icons clearly indicate the status and the features of the product.

Global Locations

For details please visit www.murata.com



⚠ Note

1 Export Control

For customers outside Japan:

No Murata products should be used or sold, through any channels, for use in the design, development, production, utilization, maintenance or operation of, or otherwise contribution to (1) any weapons (Weapons of Mass Destruction [nuclear, chemical or biological weapons or missiles] or conventional weapons) or (2) goods or systems specially designed or intended for military end-use or utilization by military end-users.

For customers in Japan:

For products which are controlled items subject to the "Foreign Exchange and Foreign Trade Law" of Japan, the export license specified by the law is required for export.

2 Please contact our sales representatives or product engineers before using the products in this catalog for the applications listed below, which require especially high reliability for the prevention of defects which might directly damage a third party's life, body or property, or when one of our products is intended for use in applications other than those specified in this catalog.

- ① Aircraft equipment
- ② Aerospace equipment
- ③ Undersea equipment
- ④ Power plant equipment
- ⑤ Medical equipment
- ⑥ Transportation equipment (vehicles, trains, ships, etc.)
- ⑦ Traffic signal equipment
- ⑧ Disaster prevention / crime prevention equipment
- ⑨ Data-processing equipment
- ⑩ Application of similar complexity and/or reliability requirements to the applications listed above

3 Product specifications in this catalog are as of August 2016. They are subject to change or our products in it may be discontinued without advance notice. Please check with our sales representatives or product engineers before ordering. If there are any questions, please contact our sales representatives or product engineers.

4 Please read rating and ⚠CAUTION (for storage, operating, rating, soldering, mounting and handling) in this catalog to prevent smoking and/or burning, etc.

5 This catalog has only typical specifications. Therefore, please approve our product specifications or transact the approval sheet for product specifications before ordering.

6 Please note that unless otherwise specified, we shall assume no responsibility whatsoever for any conflict or dispute that may occur in connection with the effect of our and/or a third party's intellectual property rights and other related rights in consideration of your use of our products and/or information described or contained in our catalogs. In this connection, no representation shall be made to the effect that any third parties are authorized to use the rights mentioned above under licenses without our consent.

7 No ozone depleting substances (ODS) under the Montreal Protocol are used in our manufacturing process.

Murata Manufacturing Co., Ltd.

www.murata.com

muRata
INNOVATOR IN ELECTRONICS

Looking for pricing, stock, or lifecycle information?

Click below to explore more details on WIN SOURCE:

- ⊖ [View GRM1555C1H1R5CZ01D on WIN SOURCE](#)
- ⊖ [Murata Electronics North America Information](#)

Optimize Your Supply Chain with WIN SOURCE Solutions

- ✓ Global Sourcing Solution
- ✓ Obsolete Management
- ✓ Cost Control Management
- ✓ Shortage Management
- ✓ Alternative Solution
- ✓ Excess Inventory Management