



**THE DATASHEET OF
GLCR2012T1R0M-HC**



SMD Inductors(Coils) For Power Line(Wound, Magnetic Shielded)

Conformity to RoHS Directive

GLCR Series GLCR2012

FEATURES

- It delivers low Rdc with high I_{dc}.
- It is lead-free compatible.
The product contains no lead whatsoever.
It is able to withstand high temperature reflows (260°C during the peak) used in lead-free soldering.
- It's construction supports bulk mounting.

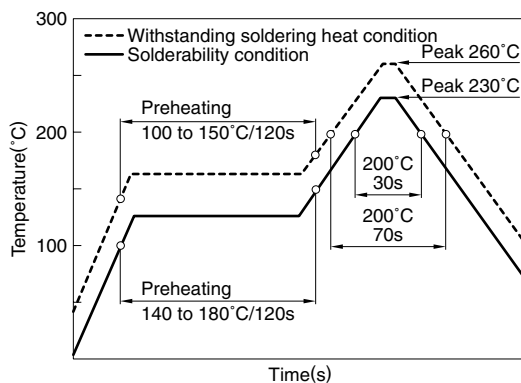
APPLICATIONS

Portable audio visual devices (DSCs, DVCs, etc.)
Mobile communication devices (cellular phones, etc.)
Information devices (PCs, etc.)

SPECIFICATIONS

Operating temperature range	-40 to +105°C [Including self-temperature rise]
Storage temperature range	-40 to +105°C

RECOMMENDED SOLDERING CONDITIONS REFLOW SOLDERING



PRODUCT IDENTIFICATION

GLCR	2012	T	100	M	- HC
(1)	(2)	(3)	(4)	(5)	(6)

(1) Series name

(2) Dimensions

2012	2.0×1.25mm
------	------------

(3) Packaging style

T	Taping
---	--------

(4) Inductance

1R0	1μH
100	10μH
101	100μH

(5) Inductance tolerance

M	±20%
---	------

(6) TDK internal code

PACKAGING STYLE AND QUANTITIES

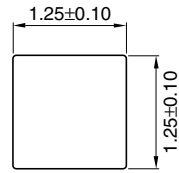
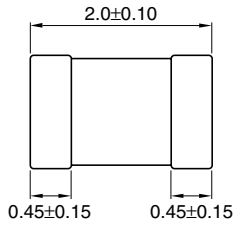
Packaging style	Quantity
Taping	2000 pieces/reel

• Conformity to RoHS Directive: This means that, in conformity with EU Directive 2002/95/EC, lead, cadmium, mercury, hexavalent chromium, and specific bromine-based flame retardants, PBB and PBDE, have not been used, except for exempted applications.

• Please contact our Sales office when your application are considered the following:
The device's failure or malfunction may directly endanger human life (e.g. application for automobile/aircraft/medical/nuclear power devices, etc.)

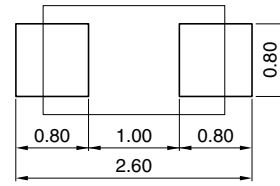
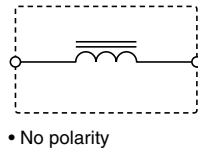
• All specifications are subject to change without notice.

SHAPES AND DIMENSIONS/CIRCUIT DIAGRAM/RECOMMENDED PC BOARD PATTERN




Weight: 15mg

Dimensions in mm



Dimensions in mm



ELECTRICAL CHARACTERISTICS

Inductance (μH)	Inductance tolerance (%)	DC resistance (Ω)±30%	Rated current*1 (mA)max.	Rated current*2 (mA)max.	Rated current*3 (mA)max.	Part No.
1	±20	0.09	490	850	900	GLCR2012T1R0M-HC
1.5	±20	0.18	380	700	700	GLCR2012T1R5M-HC
2.2	±20	0.2	375	550	600	GLCR2012T2R2M-HC
3.3	±20	0.27	285	470	550	GLCR2012T3R3M-HC
4.7	±20	0.29	225	420	500	GLCR2012T4R7M-HC
6.8	±20	0.4	200	350	440	GLCR2012T6R8M-HC
10	±20	0.5	155	270	380	GLCR2012T100M-HC
15	±20	0.75	130	230	320	GLCR2012T150M-HC
22	±20	1	105	180	250	GLCR2012T220M-HC
33	±20	1.7	85	140	200	GLCR2012T330M-HC
47	±20	2.4	70	120	170	GLCR2012T470M-HC
68	±20	3	55	100	150	GLCR2012T680M-HC
100	±20	4.5	40	85	130	GLCR2012T101M-HC

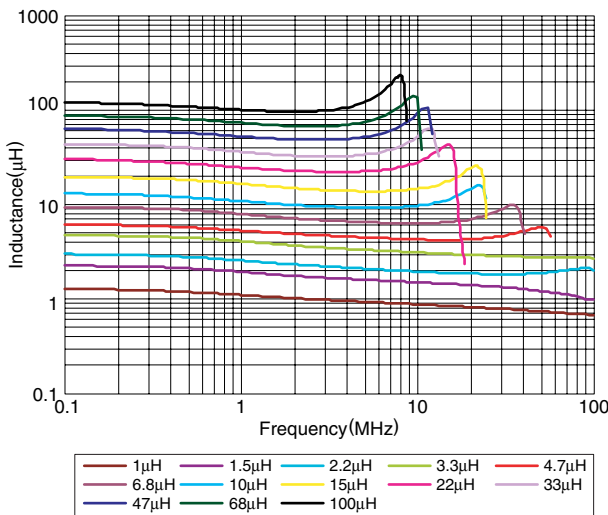
*1 Rated current based on inductance variation: Current when inductance decreases by 10% of the initial value due to direct current superimposed characteristics

*2 Rated current based on inductance variation: Current when inductance decreases by 30% of the initial value due to direct current superimposed characteristics

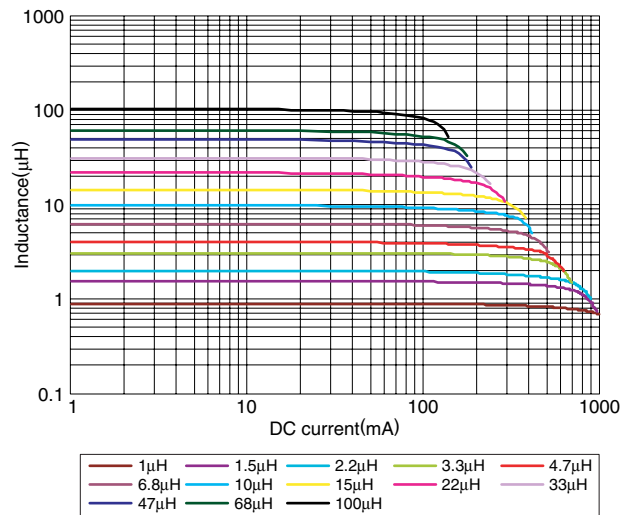
*3 Rated current based on increasing product temperature: Current when temperature of the product reaches +20°C

TYPICAL ELECTRICAL CHARACTERISTICS

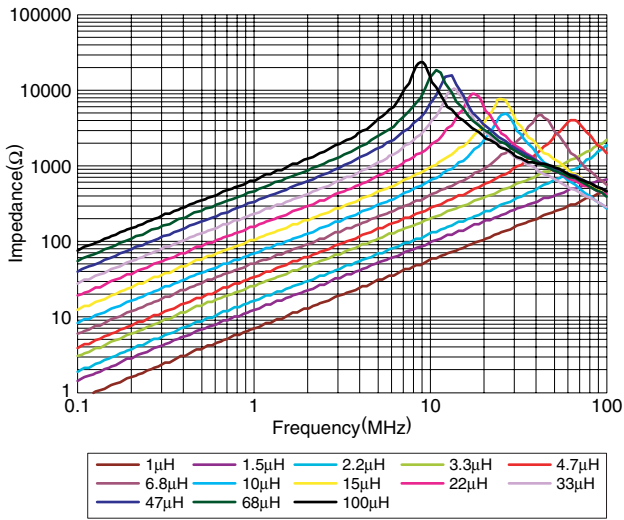
INDUCTANCE vs. FREQUENCY CHARACTERISTICS



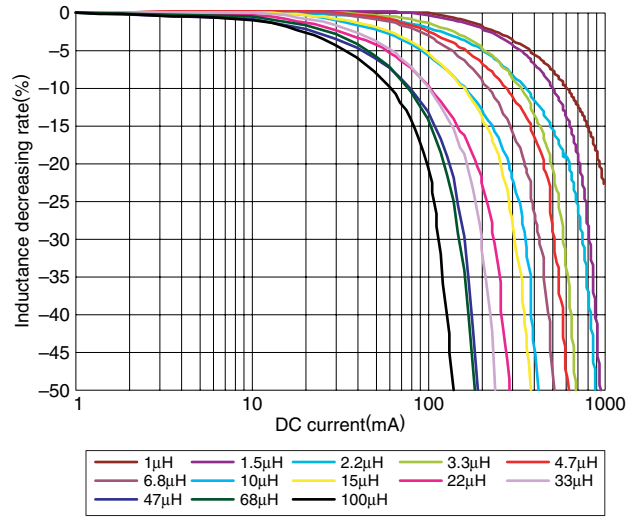
INDUCTANCE vs. DC SUPERPOSITION CHARACTERISTICS



TYPICAL ELECTRICAL CHARACTERISTICS IMPEDANCE vs. FREQUENCY CHARACTERISTICS



DC SUPERPOSITION vs. INDUCTANCE DECREASING RATE



Looking for pricing, stock, or lifecycle information?

Click below to explore more details on WIN SOURCE:

- ⊖ [View GLCR2012T1R0M-HC on WIN SOURCE](#)
- ⊖ [TDK Corporation](#) Information

Optimize Your Supply Chain with WIN SOURCE Solutions

- ✓ Global Sourcing Solution
- ✓ Obsolete Management
- ✓ Cost Control Management
- ✓ Shortage Management
- ✓ Alternative Solution
- ✓ Excess Inventory Management