



**THE DATASHEET OF
1SR159-200**



Rectifier diode

1SR159-200

●Applications

High frequency rectification.
For switching power supply.

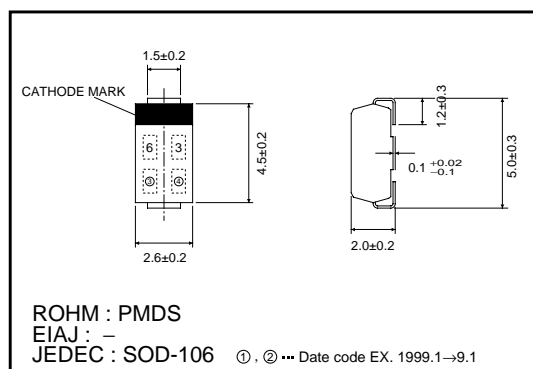
●Features

- 1) Small surface mounting type. (PMDS)
- 2) Low V_F . ($V_F=0.90V$ Typ. at 1A)
- 3) High speed. ($t_r=23ns$ Typ.)

●Construction

Silicon epitaxial planar

●External dimensions (Units: mm)



●Absolute maximum ratings ($T_a=25^\circ C$)

Parameter	Symbol	Limits	Unit
Absolute peak reverse voltage	V_{RSM}	200	V
Peak reverse voltage	V_{RM}	200	V
Mean rectifying current*1	I_o	1	A
Peak forward surge current*2	I_{FSM}	20	A
Junction temperature	T_j	150	$^\circ C$
Storage temperature	T_{stg}	-55~+150	$^\circ C$

*1 When mounted on an alumina PCB board *2 60 Hz for 1 μs

●Electrical characteristics ($T_a=25^\circ C$)

Parameter	Symbol	Min.	Typ.	Max.	Unit	Conditions
Forward voltage	V_F	-	-	0.98	V	$I_F=1.0A$
Reverse current	I_R	-	-	10	μA	$V_R=200V$
Reverse recovery time	t_r	-	-	50	ns	$I_F=I_R=100mA$

Diodes

● Electrical characteristic curves (Ta=25°C)

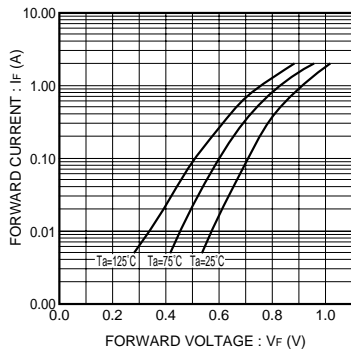


Fig.1 Forward characteristics

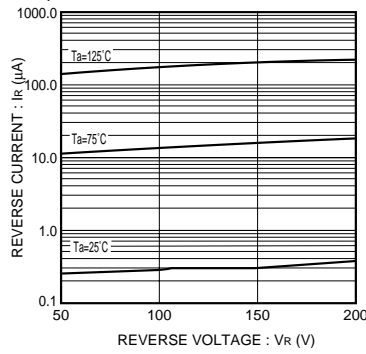


Fig.2 Reverse characteristics

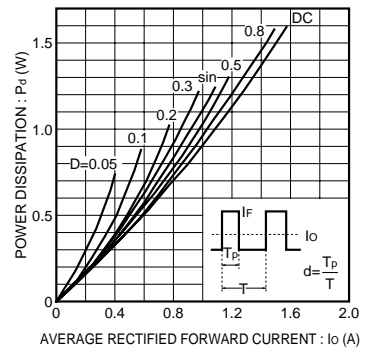


Fig.3 Power dissipation curves

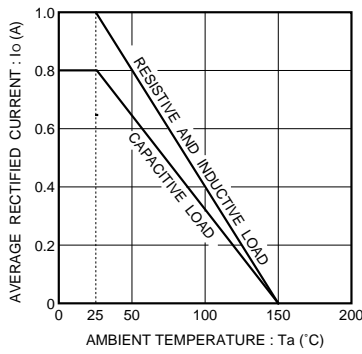


Fig.4 Derating curve

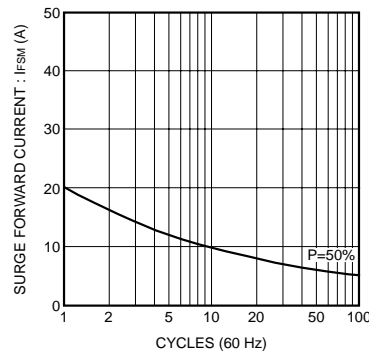


Fig.5 Maximum peak forward surge current characteristics

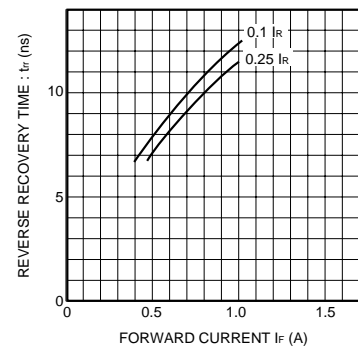


Fig.6 Reverse recovery time characteristics

Looking for pricing, stock, or lifecycle information?

Click below to explore more details on WIN SOURCE:

- [View 1SR159-200 on WIN SOURCE](#)
- [Rohm Semiconductor Information](#)

Optimize Your Supply Chain with WIN SOURCE Solutions

- ✓ Global Sourcing Solution
- ✓ Obsolete Management
- ✓ Cost Control Management
- ✓ Shortage Management
- ✓ Alternative Solution
- ✓ Excess Inventory Management