



**THE DATASHEET OF
RK73B1ETTP100J**



general purpose 2%, 5% tolerance thick film chip resistor

applications and ratings

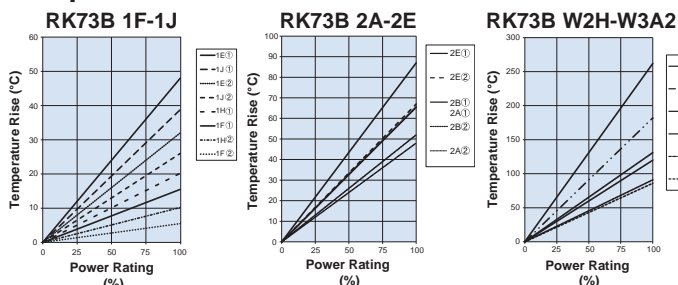
Part Designation	Power Rating	Rated Ambient Temp.	Rated Terminal Part Temp.	T.C.R. (x10 ⁻⁶ /K)	Resistance Range		Maximum Working Voltage	Maximum Overload Voltage	Operating Temperature Range				
					G±2% E-24	J±5% E-24							
RK73B1F (01005)	0.03W	70°C	125°C	±200	100kΩ - 1MΩ	100kΩ - 10MΩ	20V	30V	-55°C to +125°C				
					10Ω - 91kΩ	10Ω - 91kΩ							
					1Ω - 9.1Ω	1Ω - 9.1Ω							
RK73B1H (0201)	0.05W						±200	10Ω - 10MΩ		10Ω - 10MΩ	25V	50V	
RK73B1E (0402)	0.1W						±400	—		1Ω - 9.1Ω			
RK73B1J (0603)	0.1W						±200	1Ω - 10MΩ		1Ω - 10MΩ	75V	100V	
	0.125W						±400	—		11MΩ - 22MΩ			
RK73B2A (0805)	0.25W						±200	1Ω - 1kΩ		1Ω - 1kΩ	150V	200V	
							±200	1Ω - 1MΩ		1Ω - 1MΩ			
RK73B2B (1206)	0.25W						±200	1Ω - 5.6MΩ		1Ω - 5.6MΩ	200V	400V	-55°C to +155°C
							±400	6.2MΩ - 10MΩ		6.2MΩ - 22MΩ			
RK73B2E (1210)	0.50W						±200	10Ω - 5.6MΩ		1Ω - 5.6MΩ			
							±400	—		6.2MΩ - 10MΩ			
RK73BW2H/2H (2010)	0.75W						±200	10Ω - 5.6MΩ		1Ω - 5.6MΩ	200V	400V	
				±400	—	6.2MΩ - 22MΩ							
RK73BW3A/3A (2512)	1.0W			±200	10Ω - 5.6MΩ	1Ω - 5.6MΩ	200V	400V					
				±400	—	6.2MΩ - 22MΩ							
RK73BW3A2 (2512)	2.0W		95°C	±200	10Ω - 5.6MΩ	1Ω - 5.6MΩ	200V	400V					
				±400	—	6.2MΩ - 22MΩ							

Rated voltage = $\sqrt{\text{Power rating} \times \text{resistance value}}$ or max. working voltage, whichever is lower

If any questions arise on whether to use the "Rated Ambient Temperature" or the "Rated Terminal Part Temperature" in your usage conditions, please give priority to the "Rated Terminal Part Temperature." Prior to use and for more details, refer to "Introduction of the derating curves based on the terminal part temperature" in the beginning of our catalog. Temperature rise at high power will depend on PCB layout. Be sure to contact factory prior to use and monitor terminal part temperature.

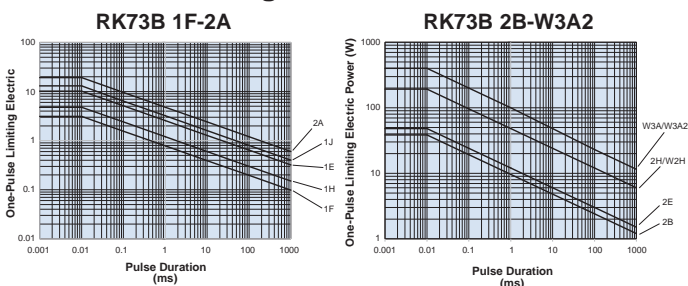
environmental applications

Temperature Rise



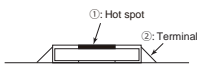
Regarding the temperature rise, the value of the temperature varies per conditions and board for use since the temperature is measured under our measuring conditions.

One-Pulse Limiting Electric Power



The maximum applicable voltage is equal to the max. overload voltage. Please ask us about the resistance characteristic of continuous applied pulse. The pulse endurance values are not assured values, so be sure to check the products on actual equipment when you use them.

Performance Characteristics



Parameter	Requirement Δ R (%+0.1Ω)		Test Method
	Limit	Typical	
Resistance	Within specified tolerance	—	25°C
T.C.R.	Within specified T.C.R.	—	+25°C/-55°C and +25°C/+125°C
Overload (Short time)	±2%	±1%: 1F ±0.5%: Others	Rated Voltage x 2.5 for 5 seconds (1E, 2B, W3A2: Rated Voltage x 2 for 5 seconds)
Resistance to Soldering Heat	±1%: 1F-W3A2 (10Ω≤R≤1MΩ) ±3%: 1F-W3A2 (R<10Ω, R>1MΩ)	±0.5%: 1F-W3A2 (10Ω≤R≤1MΩ); ±1%: 1F-W3A2 (R<10Ω, R>1MΩ)	260°C ± 5°C, 10 seconds ± 1 second
Rapid Change of Temperature	±1%: 1F, Characteristic (A) Heat Shock Resistance ±0.5%: Others	±0.5%: 1F, Characteristic (A) Heat Shock Resistance ±0.3%: Others	Characteristic (Nil) Standard: -55°C (30 minutes), +125°C (30 minutes), 100 cycles Characteristic (A) Heat Shock Resistance: -55°C (30 minutes), +125°C (30 minutes), 1000 cycles
Moisture Resistance	±2%: 1J, 2A, 2B ±3%: Others	±0.75%: 1J, 2A, 2B ±1.5%: 1F; ±1%: Others	40°C ± 2°C, 90%-95% RH, 1000 hours, 1.5 hr ON, 0.5 hr OFF cycle
Endurance at 70°C	±2%: 1J, 2A, 2B ±3%: Others	±0.75%: 1J, 2A, 2B ±1%: Others	70°C ± 2°C or rated terminal part temperature ± 2°C, 1000 hours, 1.5 hr ON, 0.5 hr OFF cycle
High Temperature Exposure	±1%	±0.5%: 1F ±0.3%: Others	+125°C, 1000 hours: 1F +155°C, 1000 hours: 1H, 1E, 1J, 2A, 2B, 2E, W2H, W3A, W3A2

Specifications given herein may be changed at any time without prior notice. Please confirm technical specifications before you order and/or use.

4/26/22

Looking for pricing, stock, or lifecycle information?

Click below to explore more details on WIN SOURCE:

 [View RK73B1ETTP100J on WIN SOURCE](#)

 [KOA Speer Information](#)

Optimize Your Supply Chain with WIN SOURCE Solutions

-  Global Sourcing Solution
-  Obsolete Management
-  Cost Control Management
-  Shortage Management
-  Alternative Solution
-  Excess Inventory Management