




THE DATASHEET OF LPT65



60 Watts LPT60 Series

Total Power: 60-80 Watts
Input Voltage: 85-264 VAC
 120-300 VDC
of Outputs: Triple



Special Features

- Universal input
- 3" x 5" footprint
- Remote sense on main output
- Built-in EMI filter
- Low output ripple
- Adjustable main output
- Overvoltage protection
- Overload protection
- 110 KHz switching frequency
- LPX60 enclosure kit available

Environmental

Operating temperature: 0° to 50°C ambient
 derate each output at 2.5% per degree from
 50° to 70°C

Electromagnetic susceptibility: designed to meet
 IEC 801, -2, -3, -4, -5, -6, Level 3

Humidity: Operating; non-condensing
 5% to 95%

Vibration: Three orthogonal axes, sweep at
 1 oct/min, 5 min. dwell at four major resonances
 0.75G peak 5 Hz to 500 Hz, operational

Storage temperature: -40° to 85°C

Temperature coefficient: ±.04% per °C

MTBF demonstrated: >550,000 hours at full load
 and 25°C ambient conditions

Electrical Specs

Input

Input range	85-264 VAC 120-300 VDC
Frequency	47-440 Hz
Inrush current	<18 A peak @ 115 VAC; <36 A peak @ 230 VAC, cold start @ 25°C
Input current	1.5 A max. (RMS) @ 115 VAC
Efficiency	70% typical at full load (60% for LPT61)
EMI filter	FCC Class B conducted CISPR 22 Class B conducted EN55022 Class B conducted VDE 0878 PT3 Class B conducted
Safety ground leakage current	<0.5 mA @ 50/60 Hz, 264 VAC input

Output

Maximum power	60 W for convection (LPT61, 35 W); 80 W with 30 CFM forced air (LPT61, 55 W)
Adjustment range	-5, +10% minimum
Cross regulation	±2% on output 1; ±5% on outputs 2,3
Hold-up time	20 ms @ 60 W load, 115 VAC nominal line
Overload protection	Short circuit protection on all outputs. Case overload protected @ 110-145% above peak rating
Overvoltage protection	5.7-6.7 VDC on main output LPT61: 3.6 to 4.6 VDC
Remote sense	Compensates for 0.5 V lead drop min. Will operate without remote sense connected. Reverse connection protected.

Safety

VDE	0805/EN60950 (IEC950)	11774-3336-1255 (LC #86665)
UL	UL1950	E132002
CSA	CSA 22.2-234 Level 3	LR53982C
NEMKO	EN 60950/EMKO-TUE (74-sec) 203	P95100123
CB	Certificate and report	1518, 1519, 1520
CE	Mark (LVD)	

rev 12.01.03

Technical Support: (888) 41-ASTEC or (407) 241-2752

Americas: (760) 930-4600

Europe (UK) 44 (1384) 842-211

Asia (HK) 852-2437-9662

AMERICAS

5810 Van Allen Way
Carlsbad, CA 92008
Telephone: 760-930-4600
Facsimile: 760-930-0698

EUROPE

Astec House, Waterfront Business Park
Merry Hill, Dudley
West Midlands, DY5 1LX, UK
Telephone: 44 (1384) 842-211
Facsimile: 44(1384) 843-355

ASIA

Units 2111-2116, Level 21
Tower 1, Metroplaza
223, Hing Fong Road
Fwai Fong, New Territories
Hong Kong
Telephone: 852-2437-9662
Facsimile: 852-2402-4426



Ordering Information

Model Number	Output Voltage	Minimum Load	Maximum Load with Convection Cooling	Maximum Load with 30 CFM Forced Air	Peak Load ¹	Regulation ²	Ripple P/P (PARD) ³
LPT61	+3.3 V	0.7A	5 A	8.5 A	9.5 A	±2%	50mV
	+5 V	0 A	2.5 A	3.0 A	3.3 A	±2%	50mV
	+12 V	0 A	0.5 A	1.0 A	1 A	±5%	120mV
LPT62	+5 V	0.7 A	7 A	8 A	10 A	±2%	50 mV
	+12 V	0.3 A	3 A	3.5 A	6 A	±5%	120 mV
	-12 V	0 A	0.7 A	1 A	1.5 A	±5%	120 mV
LPT63	+5 V	0.7 A	7 A	8 A	10 A	±2%	50 mV
	+15 V	0.3 A	2.8 A	3.3 A	4 A	±5%	150 mV
	-15 V	0 A	0.7 A	1 A	1.5 A	±5%	150 mV
LPT64	+5 V	0.7 A	7 A	8 A	10 A	±2%	50 mV
	+12 V	0.3 A	3 A	3.5 A	6 A	±5%	120 mV
	-5 V	0 A	0.7 A	1 A	1.5 A	±5%	50 mV
LPT65	+5 V	0.7 A	7 A	8 A	10 A	±2%	50 mV
	+24 V	0.1 A	1.5 A	2.0 A	3 A	±7%	240 mV
	+12 V	0 A	0.7 A	1 A	1.5 A	±5%	120 mV

1. Peak current lasting <30 seconds with a maximum 10% duty cycle.
2. At 25°C including initial tolerance, line voltage, load currents and output voltages adjusted to factory settings.
3. Peak-to-peak with 20 MHz bandwidth and 10 µF in parallel with a 0.1 µF capacitor at rated line voltage and load ranges.
4. Minimum Loads are required.

Pin Assignments

Connector	LPT61	LPT62	LPT63	LPT64	LPT65
SK1-1	Neutral	Neutral	Neutral	Neutral	Neutral
SK1-3	Line	Line	Line	Line	Line
SK2-1	5 V	+12 V	+15 V	+12 V	+24V
SK2-2	3.3 V	+5 V	+5 V	+5 V	+5 V
SK2-3	3.3 V	+5 V	+5 V	+5 V	+5 V
SK2-4	Common	Common	Common	Common	Common
SK2-5	Common	Common	Common	Common	Common
SK2-6	+12V	-12 V	-15 V	-5 V	+12 V
SK201-1	+Sense	+Sense	+Sense	+Sense	+Sense
SK201-2	-Sense	-Sense	-Sense	-Sense	-Sense

Mating Connectors

AC Input: Molex 09-50-8031 (USA)
09-91-0300 (UK)
PINS: 08-58-0111

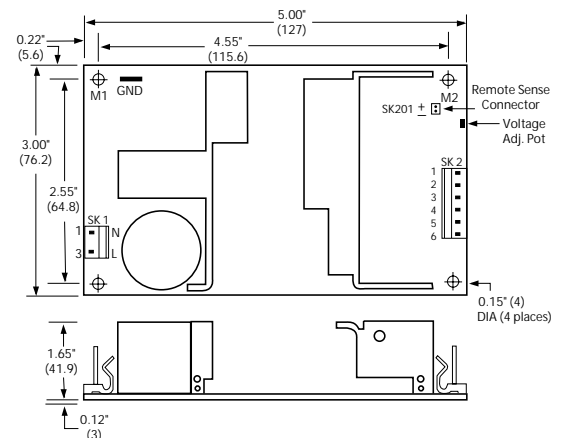
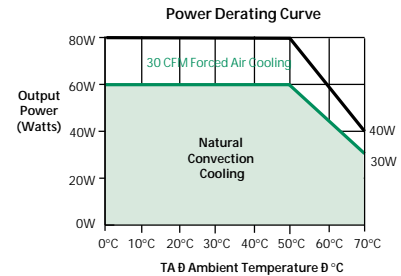
DC Outputs: Molex 09-50-8061 (USA)
09-91-0600 (UK)
PINS: 08-58-0111

Remote Sense: Molex 22-01-2025
PINS: 08-50-0114

Astec Connector Kit #70-841-006, includes all of the above.



Notes:

1. Specifications subject to change without notice.
2. All dimensions in inches (mm), tolerance is ±.02".
3. Mounting holes M1 and M2 should be grounded for EMI purposes.
4. Mounting hole M1 is safety ground connection.
5. Specifications are for convection rating at factory settings at 115 VAC input, 25°C unless otherwise stated.
6. Warranty: 1 year
7. Weight: 0.75 lb. / 0.34 kg



Looking for pricing, stock, or lifecycle information?

Click below to explore more details on WIN SOURCE:

-  [View LPT65 on WIN SOURCE](#)
-  [Artesyn Embedded Technologies](#) Information

Optimize Your Supply Chain with WIN SOURCE Solutions

-  Global Sourcing Solution
-  Obsolete Management
-  Cost Control Management
-  Shortage Management
-  Alternative Solution
-  Excess Inventory Management