

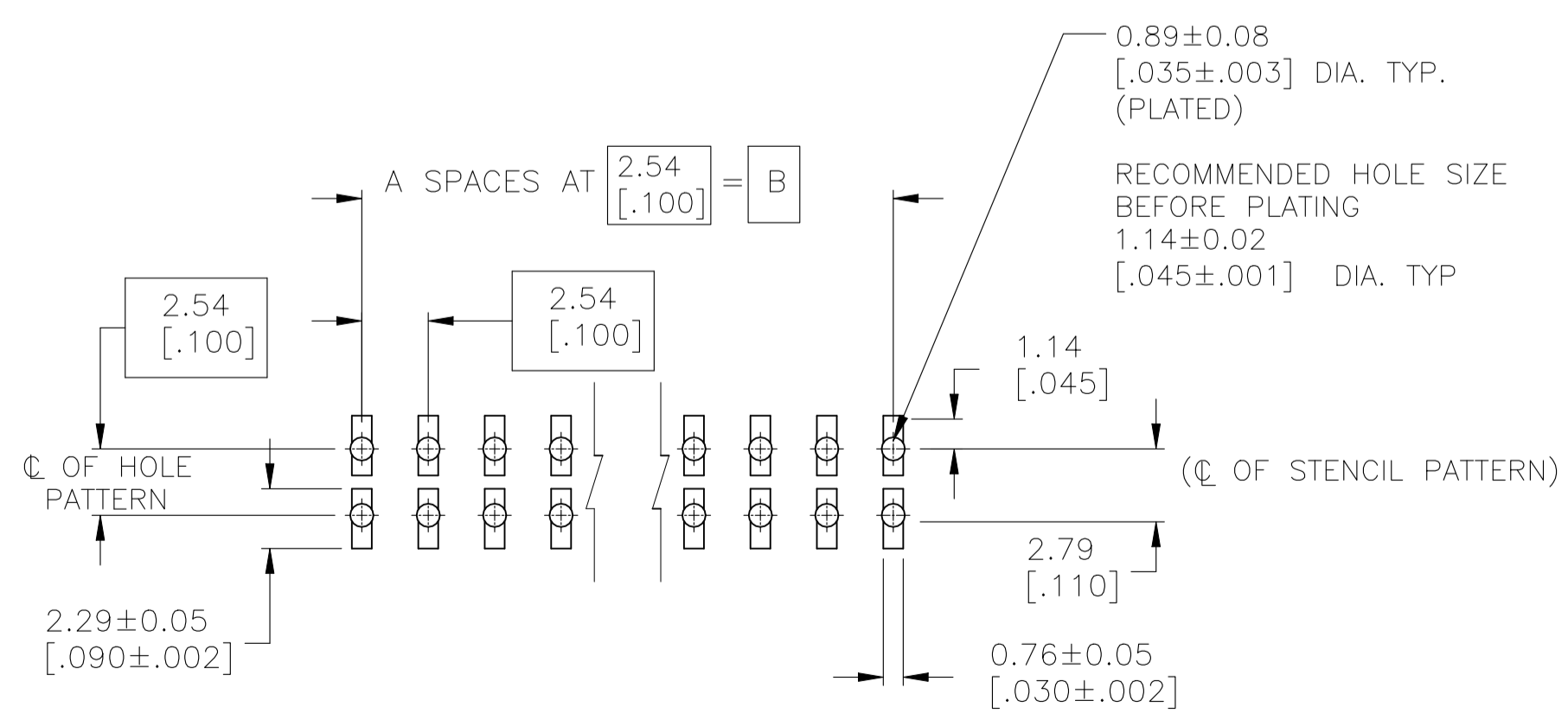
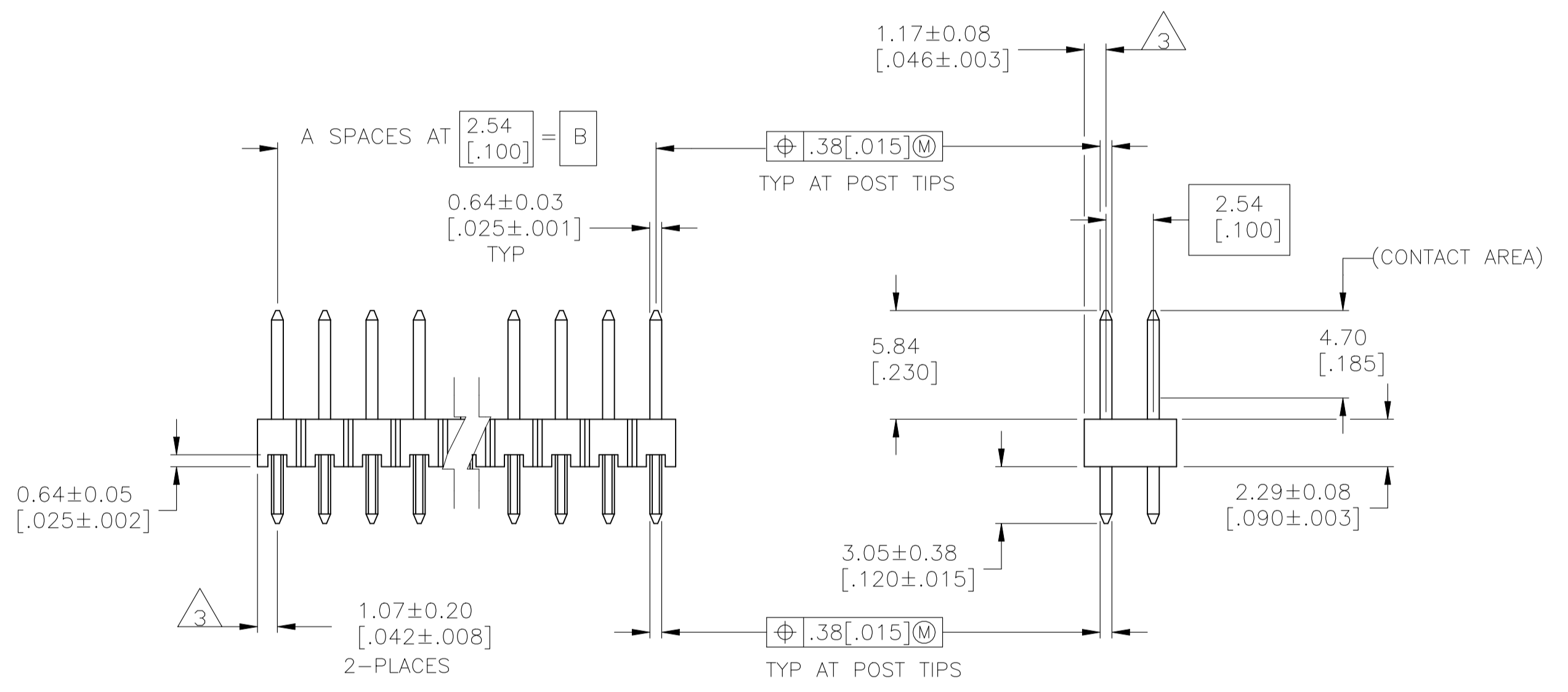
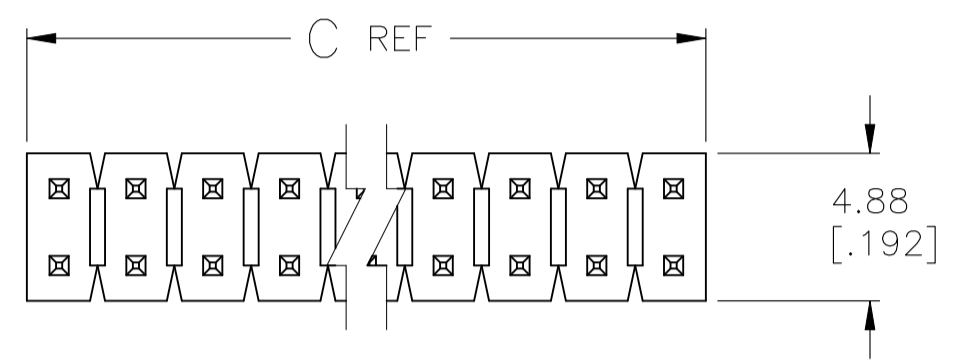


**THE DATASHEET OF**  
**5-146256-6**



REVISIONS					
REV	DATE	BY	CHK	APPV	DESCRIPTION
H1	18NOV2022	RK	MF		REVISED PER ECN-22-185269

- 1 ASSEMBLY MAY BE BROKEN TO THE DESIRED NUMBER OF POSITIONS
- 2 TRUE POSITION TOLERANCE OF THE POST TIPS APPLIES WHEN THE HEADER IS HELD FLAT AGAINST THE PRINTED CIRCUIT BOARD
- 3 THE NOTED DIMENSIONS APPLY AT THE INTERSECTION OF THE POST AND HOUSING
- 4 PLATING: 0.000381 [.000015] GOLD ON CONTACT AREA, .00254-0.00508 [.0000100-.0000200] MATTE TIN-LEAD ON SOLDER TAIL, ALL OVER 0.00127 [.000050] NICKEL.
- 5 HOUSING: LCP, COLOR-BLACK. POST: COPPER ALLOY
- 6 PLATING: 0.000381 [.000015] GOLD ON CONTACT AREA, .00254-0.00508 [.0000100-.0000200] MATTE TIN ON SOLDER TAIL, ALL OVER 0.00127 [.000050] NICKEL.
- 7 OBSOLETE PARTS: OBSOLETE CIS STREAMLINING PER D.RENAUD/D.SINISI
- 8 OBSOLETE
- 9 SUPERSEDED



RECOMMENDED PC BOARD MOUNTING DIMENSIONS FOR .063 [1.60] THICK PC BOARD AND .012 [.305] STENCIL THICK

PLATING	C	B	A	NO. OF POSITIONS	PART NUMBER	PLATING	C	B	A	NO. OF POSITIONS	PART NUMBER
6	101.19 [3.984]	99.06 [3.900]	39	80	9-146256-0	8	101.19 [3.984]	99.06 [3.900]	39	80	4-146256-0
6	98.65 [3.884]	96.52 [3.800]	38	78	8-146256-9	7	98.65 [3.884]	96.52 [3.800]	38	78	3-146256-9
6	96.11 [3.784]	93.98 [3.700]	37	76	8-146256-8	7	96.11 [3.784]	93.98 [3.700]	37	76	3-146256-8
6	93.57 [3.684]	91.44 [3.600]	36	74	8-146256-7	7	93.57 [3.684]	91.44 [3.600]	36	74	3-146256-7
6	91.03 [3.584]	88.90 [3.500]	35	72	8-146256-6	7	91.03 [3.584]	88.90 [3.500]	35	72	3-146256-6
6	88.49 [3.484]	86.36 [3.400]	34	70	8-146256-5	7	88.49 [3.484]	86.36 [3.400]	34	70	3-146256-5
6	85.95 [3.384]	83.82 [3.300]	33	68	8-146256-4	7	85.95 [3.384]	83.82 [3.300]	33	68	3-146256-4
6	83.41 [3.284]	81.28 [3.200]	32	66	8-146256-3	7	83.41 [3.284]	81.28 [3.200]	32	66	3-146256-3
6	80.87 [3.184]	78.74 [3.100]	31	64	8-146256-2	7	80.87 [3.184]	78.74 [3.100]	31	64	3-146256-2
6	78.33 [3.084]	76.20 [3.000]	30	62	8-146256-1	7	78.33 [3.084]	76.20 [3.000]	30	62	3-146256-1
6	75.79 [2.984]	73.66 [2.900]	29	60	8-146256-0	7	75.79 [2.984]	73.66 [2.900]	29	60	3-146256-0
6	73.25 [2.884]	71.12 [2.800]	28	58	7-146256-9	7	73.25 [2.884]	71.12 [2.800]	28	58	2-146256-9
6	70.71 [2.784]	68.58 [2.700]	27	56	7-146256-8	7	70.71 [2.784]	68.58 [2.700]	27	56	2-146256-8
6	68.17 [2.684]	66.04 [2.600]	26	54	7-146256-7	7	68.17 [2.684]	66.04 [2.600]	26	54	2-146256-7
6	65.63 [2.584]	63.5 [2.500]	25	52	7-146256-6	7	65.63 [2.584]	63.5 [2.500]	25	52	2-146256-6
6	63.09 [2.484]	60.96 [2.400]	24	50	7-146256-5	7	63.09 [2.484]	60.96 [2.400]	24	50	2-146256-5
6	60.55 [2.384]	58.42 [2.300]	23	48	7-146256-4	7	60.55 [2.384]	58.42 [2.300]	23	48	2-146256-4
6	58.01 [2.284]	55.88 [2.200]	22	46	7-146256-3	7	58.01 [2.284]	55.88 [2.200]	22	46	2-146256-3
6	55.47 [2.184]	53.34 [2.100]	21	44	7-146256-2	7	55.47 [2.184]	53.34 [2.100]	21	44	2-146256-2
6	52.93 [2.084]	50.80 [2.000]	20	42	7-146256-1	7	52.93 [2.084]	50.80 [2.000]	20	42	2-146256-1
6	50.39 [1.984]	48.26 [1.900]	19	40	7-146256-0	8	50.39 [1.984]	48.26 [1.900]	19	40	2-146256-0
6	47.85 [1.884]	45.72 [1.800]	18	38	6-146256-9	7	47.85 [1.884]	45.72 [1.800]	18	38	1-146256-9
6	45.31 [1.784]	43.18 [1.700]	17	36	6-146256-8	7	45.31 [1.784]	43.18 [1.700]	17	36	1-146256-8
6	42.77 [1.684]	40.64 [1.600]	16	34	6-146256-7	7	42.77 [1.684]	40.64 [1.600]	16	34	1-146256-7
6	40.23 [1.584]	38.10 [1.500]	15	32	6-146256-6	7	40.23 [1.584]	38.10 [1.500]	15	32	1-146256-6
6	37.69 [1.484]	35.56 [1.400]	14	30	6-146256-5	7	37.69 [1.484]	35.56 [1.400]	14	30	1-146256-5
6	35.15 [1.384]	33.02 [1.300]	13	28	6-146256-4	7	35.15 [1.384]	33.02 [1.300]	13	28	1-146256-4
6	32.61 [1.284]	30.48 [1.200]	12	26	6-146256-3	7	32.61 [1.284]	30.48 [1.200]	12	26	1-146256-3
6	30.07 [1.184]	27.94 [1.100]	11	24	6-146256-2	7	30.07 [1.184]	27.94 [1.100]	11	24	1-146256-2
6	27.53 [1.084]	25.40 [1.000]	10	22	6-146256-1	7	27.53 [1.084]	25.40 [1.000]	10	22	1-146256-1
6	24.99 [.984]	22.86 [.900]	9	20	6-146256-0	9	24.99 [.984]	22.86 [.900]	9	20	1-146256-0
6	22.45 [.884]	20.32 [.800]	8	18	5-146256-9	7	22.45 [.884]	20.32 [.800]	8	18	146256-9
6	19.91 [.784]	17.78 [.700]	7	16	5-146256-8	7	19.91 [.784]	17.78 [.700]	7	16	146256-8
6	17.37 [.684]	15.24 [.600]	6	14	5-146256-7	7	17.37 [.684]	15.24 [.600]	6	14	146256-7
6	14.83 [.584]	12.70 [.500]	5	12	5-146256-6	8	14.83 [.584]	12.70 [.500]	5	12	146256-6
6	12.29 [.484]	10.16 [.400]	4	10	5-146256-5	8	12.29 [.484]	10.16 [.400]	4	10	146256-5
6	9.75 [.384]	7.62 [.300]	3	8	5-146256-4	7	9.75 [.384]	7.62 [.300]	3	8	146256-4
6	7.21 [.284]	5.08 [.200]	2	6	5-146256-3	8	7.21 [.284]	5.08 [.200]	2	6	146256-3
6	4.67 [.184]	2.54 [.100]	1	4	5-146256-2	8	4.67 [.184]	2.54 [.100]	1	4	146256-2
6	2.13 [.084]	- [-]	0	2	5-146256-1	7	2.13 [.084]	- [-]	0	2	146256-1

THIS DRAWING IS A CONTROLLED DOCUMENT.

DIMENSIONS: mm [INCHES]	TOLERANCES UNLESS OTHERWISE SPECIFIED:	DIN T. HOFFMAN 08-05-95	TE Connectivity
0. PLC ± -	1. PLC ± 0.127 [0.005]	CHK G. DUBNICZKI 24-10-95	NAME
2. PLC ± 0.254 [0.010]	3. PLC ± 0.51 [0.020]	APPV G. DUBNICZKI 24-10-95	PRODUCT SPEC
4. PLC ± 0.127 [0.005]	ANGLES ±	APPLICATION SPEC	SIZE
MATERIAL 5	FINISH SEE TABLE	WEIGHT	CAGE CODE DRAWING NO
			RESTRICTED TO
			SCALE 4:1 SHEET 1 of 1 REV H1

STE TE Connectivity

HEADER ASSEMBLY, MOD II, BREAKAWAY, DOUBLE ROW, VERTICAL, HIGH TEMPERATURE

00779C=146256

## Looking for pricing, stock, or lifecycle information?

Click below to explore more details on WIN SOURCE:

 [View 5-146256-6 on WIN SOURCE](#)

 [TE Connectivity](#) Information

## Optimize Your Supply Chain with WIN SOURCE Solutions

-  Global Sourcing Solution
-  Obsolete Management
-  Cost Control Management
-  Shortage Management
-  Alternative Solution
-  Excess Inventory Management