THE DATASHEET OF

1934229-1

www.win-source.net 0086-755-83957316

1934229-1 ✔ ACTIVE

Z-PACK | Z-PACK TinMan

TE Internal #: 1934229-1

144 Position High Speed Backplane Connector, 9 Row, 16 Column, PCB Mount Receptacle, Right Angle, Unshrouded, Z-PACK TinMan

View on TE.com >

Connectors > PCB Connectors > Backplane Connectors > High Speed Backplane Connectors



Number of Positions: **144**

Row-to-Row Spacing: **1.4 mm [.055 in]**

Mating Alignment: **With**

Mating Alignment Type: **Guide Slot**

Number of Rows: **9**

Features

Product Type Features

Signal Arrangement	Differential
Connector & Contact Terminates To	Printed Circuit Board
Connector System	Board-to-Board
PCB Connector Type	PCB Mount Receptacle
Shroud Style	Unshrouded

Configuration Features

Number of Pairs	48
Number of Signal Positions	96
Backplane Architecture	Traditional Backplane
Stackable	No
Pairs per Column	3
Number of Positions	144
Number of Rows	9
Number of Columns	16
PCB Mount Orientation	Right Angle

Electrical Characteristics

Operating Voltage	250 VAC
Impedance	100 Ω

Signal Characteristics

Data Rate	10 Gb/s
Differential Impedance	100 Ω
Number of Differential Pairs per Column	3

Body Features

Shield Material	Phosphor Bronze
Primary Product Color	Black

Contact Features

PCB Contact Termination Area Plating Material Finish	Matte
PCB Contact Termination Area Plating Material Thickness	.5 µm[20 µin]
Contact Shape & Form	Dual Beam
Contact Mating Area Plating Material	Gold (Au)
Contact Base Material	Phosphor Bronze
PCB Contact Termination Area Plating Material	Tin
Contact Type	Receptacle
Contact Current Rating (Max)	.5 A

Termination Features

Termination Method to PCB	Through Hole - Press-Fit
Termination Post & Tail Length	2.2 mm[.087 in]

Mechanical Attachment

Guide Hardware	Without
PCB Mount Retention	With
Mating Retention	Without
PCB Mount Retention Type	Action/Compliant Tail
PCB Mount Alignment	Without
Mating Alignment	With
Mating Alignment Type	Guide Slot
Connector Mounting Type	Board Mount

Housing Features

Number of Shrouded Sides	0
End Wall Location	None
Housing Material	Liquid Crystal Polymer (LCP)
Centerline (Pitch)	1.9 mm[.075 in]

Dimensions

Connector Width	23.41 mm
PCB Thickness (Recommended)	1.57 mm[.062 in]
Connector Height	16 mm
PCB Hole Diameter	.47 mm
Connector Length	30.55 mm
Row-to-Row Spacing	1.4 mm[.055 in]

Usage Conditions

Operating Temperature Range	-65 – 90 °C[-85 – 194 °F]

Operation/Application

Circuit Application	Signal

Industry Standards

Compatible With Agency/Standards Products	UL
UL Flammability Rating	UL 94V-0
Compatible With Approved Standards Products	UL E28476

Packaging Features

Packaging Method	Box & Tube, Tube

Product Compliance

For compliance documentation, visit the product page on TE.com>

EU RoHS Directive 2011/65/EU	Compliant
EU ELV Directive 2000/53/EC	Compliant
China RoHS 2 Directive MIIT Order No 32, 2016	有害物质含量符合标准要求 No Restricted Substance(s) Above Threshold
EU REACH Regulation (EC) No. 1907/2006	Current ECHA Candidate List: JUNE 2025 (250) Candidate List Declared Against: JUNE 2025 (250) Does not contain REACH SVHC
Halogen Content	Low Halogen - Br, Cl, F < 900 ppm per

	homogenous material. Also BFR/CFR/PVC Free
Solder Process Capability	Not applicable for solder process capability

Product Compliance Disclaimer

This information is provided based on reasonable inquiry of our suppliers and represents our current actual knowledge based on the information they provided. This information is subject to change. The part numbers that TE has identified as EU RoHS compliant have a maximum concentration of 0.1% by weight in homogenous materials for lead, hexavalent chromium, mercury, PBB, PBDE, DBP, BBP, DEHP, DIBP, and 0.01% for cadmium, or qualify for an exemption to these limits as defined in the Annexes of Directive 2011/65/EU (RoHS2). Finished electrical and electronic equipment products will be CE marked as required by Directive 2011/65/EU. Components may not be CE marked. Additionally, the part numbers that TE has identified as EU ELV compliant have a maximum concentration of 0.1% by weight in homogenous materials for lead, hexavalent chromium, and mercury, and 0.01% for cadmium, or qualify for an exemption to these limits as defined in the Annexes of Directive 2000/53/EC (ELV). Regarding the REACH Regulation, the information TE provides on SVHC in articles for this part number is based on the latest European Chemicals Agency (ECHA) 'Guidance on requirements for substances in articles' posted at this URL: https://echa.europa.eu/guidance-documents/guidance-on-reach

Compatible Parts

TE Part # 1934343-1
Tin Man Header Assy 3x16 Open

TE Part # 1934345-1
Tin Man Header Assy 3x16 Right

TE Part # 1934356-1
TinMan R/A Header Assy 3x16 do

TE Part # 1934340-1
Tin Man Assy 3x10Left

TE Part # 1934344-1
Tin Man Header Assy 3x16 Left



TE Part # 1934346-1
Tin Man Header Assy 3x16 Double

TE Part # 1934339-1
TinMan Header Assy 3x10 Open

TE Part # 1934355-1
TinMan R/A Header Assy 3x16 Open

Also in the Series | Z-PACK TinMan



High Speed Backplane Connectors(67)

Customers Also Bought

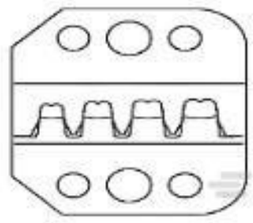

TE Part #58529-2
PROCRIMP DIE AMPSEAL

TE Part #130191
TERM, SOLIS R 12-10 5MM



TE Part #281739-3
HEADER HE14 STRAIGHT 2X3 P

TE Part #927837-4
SPT REC 6.3 Contact SRC Ag

TE Part #1367500-1
30 POSN XFP CONN, ENHANCED

TE Part #3-1825139-7
A211SYCQ04

TE Part #1934332-1
Tin man Header Assy5x16 Double

TE Part #1982295-2
ELCON MINI 2P RA HEADER,W/O CODING

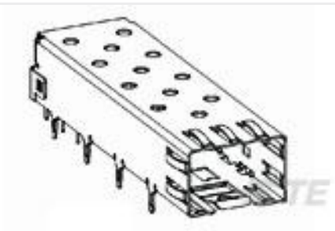

TE Part #2227302-1
CAGE ASSY, PRESS FIT, SFP

TE Part #2132186-1
EMI Gasket, QSFP/XFP 1x1

Documents

Product Drawings

Tin Man Recpt Assy 3 Pair16 Column

English

CAD Files

Customer View Model

ENG_CVM_CVM_1934229-1_B.2d_dxf.zip

English

3D PDF

3D

Customer View Model

ENG_CVM_CVM_1934229-1_B.3d_igs.zip

English

Customer View Model

ENG_CVM_CVM_1934229-1_B.3d_stp.zip

English

By downloading the CAD file I accept and agree to the Terms and Conditions of use.

Datasheets & Catalog Pages

High Speed Backplane Connectors catalog - Z-PACK TinMan High Speed, High Density Backplane Connector

English

Z-PACK TinMan High Speed High Density Backplane Connector Catalog 5-1773447-9

English

Solutions for AdvancedTCA, AdvancedTCA 300, MicroTCA, and AdvancedMC Standards Datasheet 3-1773445-8

English

Product Specifications

Application Specification

English

Looking for pricing, stock, or lifecycle information?

Click below to explore more details on WIN SOURCE:

- View 1934229-1 on WIN SOURCE
- TE Connectivity Information

Optimize Your Supply Chain with WIN SOURCE Solutions

- Global Sourcing Solution
- Obsolete Management
- Cost Control Management
- Shortage Management
- Alternative Solution
- Excess Inventory Management