




THE DATASHEET OF
04381.25WRA



438A Series – 0603 Fast-Acting Fuse



Description

The 438A series AECO-compliant fuses are specifically tested to cater secondary circuit protection needs of compact auto electronics application.

The general design ensures excellent temperature stability and performance reliability.



The high I²t values which is typical in the Littelfuse ceramic fuse family ensure high inrush current withstand capability.

Features

- Operating Temperature from -55°C to +150°C
- 100% Lead-free, RoHS compliant and Halogen-free
- Suitable for both leaded and lead-free reflow/wave soldering
- Meets Littelfuse's Automotive qualifications*

* Largely based on Littelfuse internal AECO-200 test plan.

Agency Approvals

AGENCY	AGENCY FILE NUMBER	AMPERE RANGE
	E10480	0.250A – 6A
	29862	0.250A – 6A

Electrical Characteristics for Series

% of Ampere Rating	Ampere Rating	Opening Time at 25°C
100%	0.250A – 6A	4 Hours, Minimum
250%	0.250A – 6A	5 Seconds, Maximum

Applications

- Li-ion Battery
- LED Head-Lights
- Automotive Navigation System
- TFT Display
- Battery Management System (BMS)
- Clusters

Additional Information



Datasheet





Resources



Samples

Electrical Specifications by Item

Ampere Rating (A)	Amp Code	Max. Voltage Rating (V)	Interrupting Rating (AC/DC) ¹	Nominal Resistance (Ohms) ²	Nominal Melting I ² t (A ² Sec.) ³	Nominal Voltage Drop At Rated Current (V) ⁴	Nominal Power Dissipation At Rated Current (W)	Agency Approvals	
									
0.25	.250	63VDC	50A @ 63VDC 50A @ 32VAC	2.218	0.0017	0.550	0.138	x	x
0.375	.375	63VDC		1.247	0.0041	0.488	0.183	x	x
0.5	.500	63VDC		0.829	0.0100	0.486	0.243	x	x
0.75	.750	63VDC		0.466	0.0281	0.378	0.284	x	x
1	001.	63VDC		0.310	0.0593	0.351	0.351	x	x
1.25	1.25	63VDC	50A@32VAC/32VDC	0.200	0.0510	0.365	0.456	x	x
1.75	1.75	32VDC		1.405	0.1440	0.360	0.540	x	x
2	002.	32	50A @ 32VDC/12VAC	0.0490	0.181	0.107	0.214	x	x
2.5	02.5	32		0.0364	0.240	0.095	0.238	x	x
3	003.	32		0.0264	0.439	0.093	0.279	x	x
3.5	03.5	32		0.0210	0.647	0.082	0.287	x	x
4	004.	32		0.0177	0.730	0.079	0.316	x	x
5	005.	32		0.0127	0.747	0.074	0.370	x	x
6	006.	24	50A @ 24VDC/12VAC	0.0086	1.444	0.072	0.432	x	x

Notes:

1. AC Interrupting Rating tested at rated voltage with unity power factor. DC Interrupting Rating tested at rated voltage with time constant < 0.8 msec.
2. Nominal Resistance measured with < 10% rated current.
3. Nominal Melting I²t measured at 1 msec. opening time.
4. Nominal Voltage Drop measured at rated current after temperature has stabilized.

Devices designed to carry rated current for 4 hours minimum. It is recommended that devices be operated continuously at no more than 80% rated current. See "Temperature Re-rating Curve" for additional re-rating information.

Devices designed to be mounted with marking code facing up.

Temperature Re-rating Curve



Note:

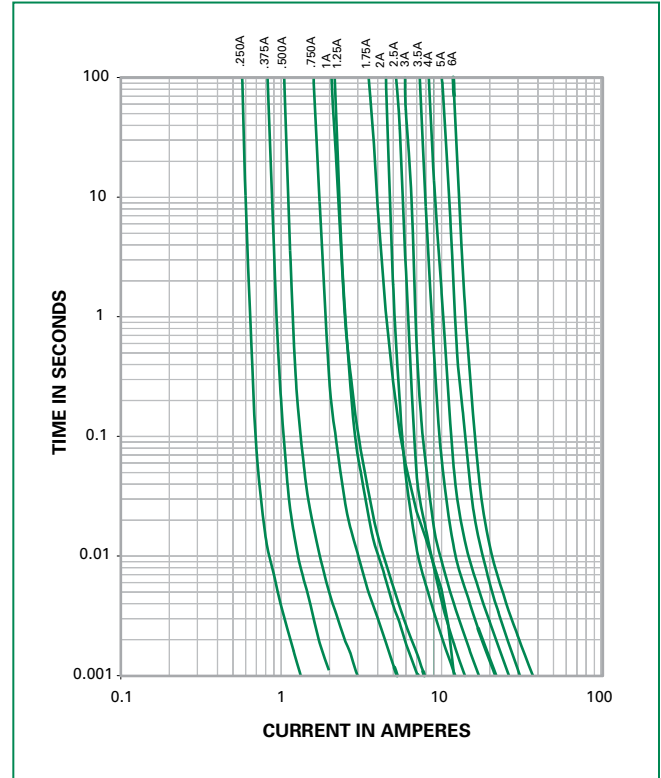
1. Re-rating depicted in this curve is in addition to the standard re-rating of 20% for continuous operation.

Example:

For continuous operation at 75 degrees celsius, the fuse should be rerated as follows:

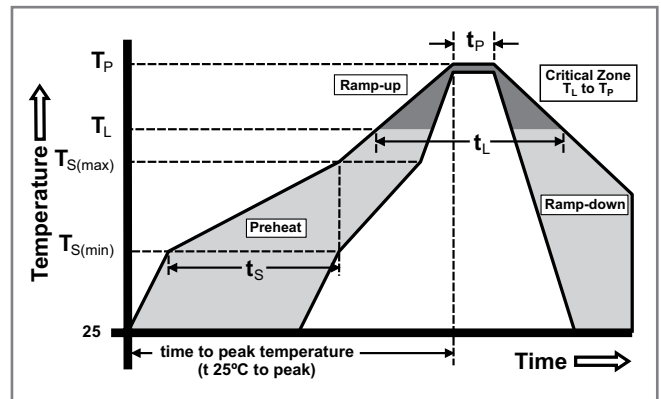
$$I = (0.80)(0.85)I_{RAT} = (0.68)I_{RAT}$$

Average Time Current Curves



Soldering Parameters

Reflow Condition	Pb – free assembly	
Pre Heat	- Temperature Min ($T_{s(min)}$)	150°C
	- Temperature Max ($T_{s(max)}$)	200°C
	- Time (Min to Max) (t_s)	60 – 180 seconds
Average Ramp-up Rate (Liquidus Temp (T_L) to peak)		3°C/second max.
$T_{s(max)}$ to T_L - Ramp-up Rate		5°C/second max.
Reflow	- Temperature (T_L) (Liquidus)	217°C
	- Temperature (t_L)	60 – 150 seconds
Peak Temperature (T_p)		260 ^{+0/-5} °C
Time within 5°C of actual peak Temperature (t_p)		10 – 30 seconds
Ramp-down Rate		6°C/second max.
Time 25°C to peak Temperature (T_p)		8 minutes max.
Do not exceed		260°C



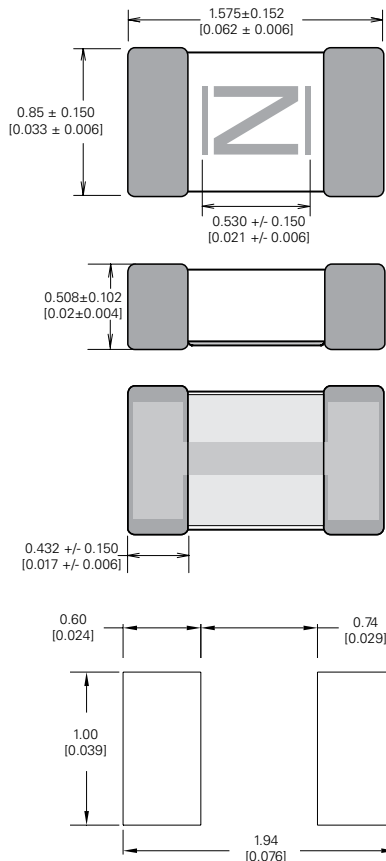
Wave Soldering	260°C, 10 seconds max.
----------------	------------------------

Product Characteristics

Materials	Body: Advanced Ceramic Terminations: Ag/Ni/Sn (100% Lead-free) Element Cover Coating: Lead-free Glass
Moisture Sensitivity Level	IPC/JEDEC J-STD-020, Level 1
Solderability	IPC/EIC/JEDEC J-STD-002, Condition C
Humidity Test	MIL-STD-202, Method 103, Conditions D
Resistance to Solder Heat	MIL-STD-202, Method 210, Condition B
Moisture Resistance	MIL-STD-202, Method 106
Thermal Shock	MIL-STD-202, Method 107, Condition B
Mechanical Shock	MIL-STD-202, Method 213, Condition A
Vibration	MIL-STD-202, Method 201
Vibration, High Frequency	MIL-STD-202, Method 204, Condition D
Dissolution of Metallization	IPC/EIC/JEDEC J-STD-002, Condition D
Terminal Strength	IEC 60127-4

High Temperature Storage	MIL-STD-202 Method 108 with exemptions
Thermal Shock Test	JESD22 Method JA-104, Test Conditions B and N
Biased Humidity	MIL-STD-202 Method 103, 85°C/85% RH with 10% operating power for 1000 hrs
Operational Life	MIL-STD-202 Method 108, Test Condition D
Resistance To Solvents	MIL-STD-202 Method 215
Mechanical Shock	MIL-STD-202 Method 213, Test Condition C
High Frequency Vibration	MIL-STD-202, Method 204
Resistance To Soldering Heat	MIL-STD-202 Method 210, Test Condition B
Solderability	JESD22-B102E Method 1
Terminal Strength For SMD	AEC Q200-006
Board Flex	AEC Q200-005
Electrical Characterization	3 Temperature Electrical Characterization

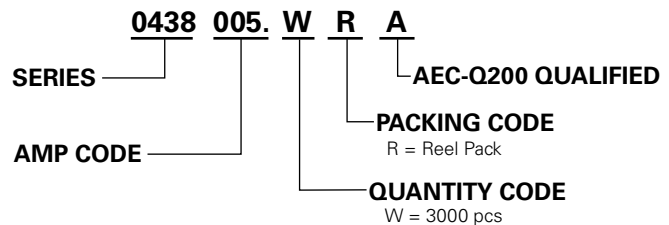
Dimensions



Part Marking System

Amp Code	Marking Code
.250	D
.375	E
.500	F
.750	G
001.	H
1.25	J
1.75	L
002.	N
02.5	O
003.	P
03.5	R
004.	S
005.	T
006.	U

Part Numbering System



Packaging

Packaging Option	Packaging Specification	Quantity	Quantity & Packaging Code
8mm Tape and Reel	EIA-481, IEC 60286, Part 3	3000	WR

Disclaimer Notice - Information furnished is believed to be accurate and reliable. However, users should independently evaluate the suitability of and test each product selected for their own applications. Littelfuse products are not designed for, and may not be used in, all applications. Read complete Disclaimer Notice at www.littelfuse.com/disclaimer-electronics.

Looking for pricing, stock, or lifecycle information?

Click below to explore more details on WIN SOURCE:

 [View 04381.25WRA on WIN SOURCE](#)

 [Littelfuse Inc. Information](#)

Optimize Your Supply Chain with WIN SOURCE Solutions

-  Global Sourcing Solution
-  Obsolete Management
-  Cost Control Management
-  Shortage Management
-  Alternative Solution
-  Excess Inventory Management