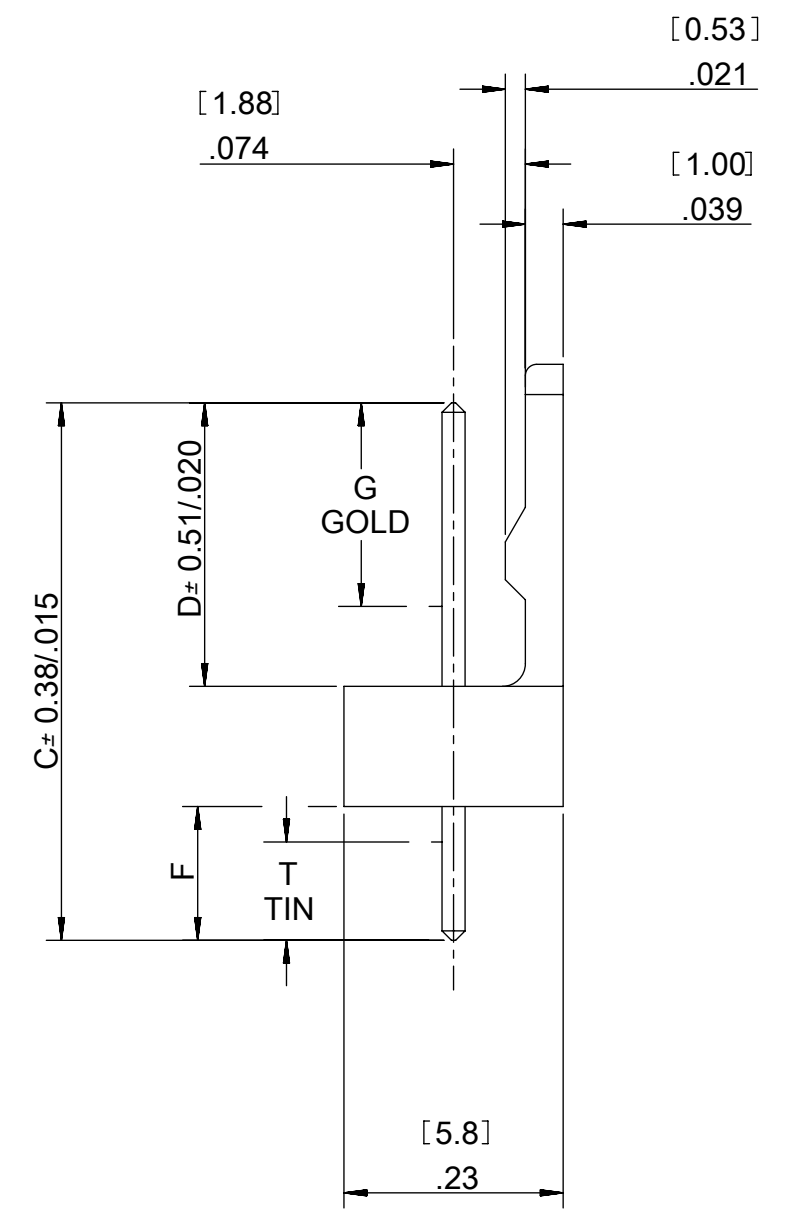
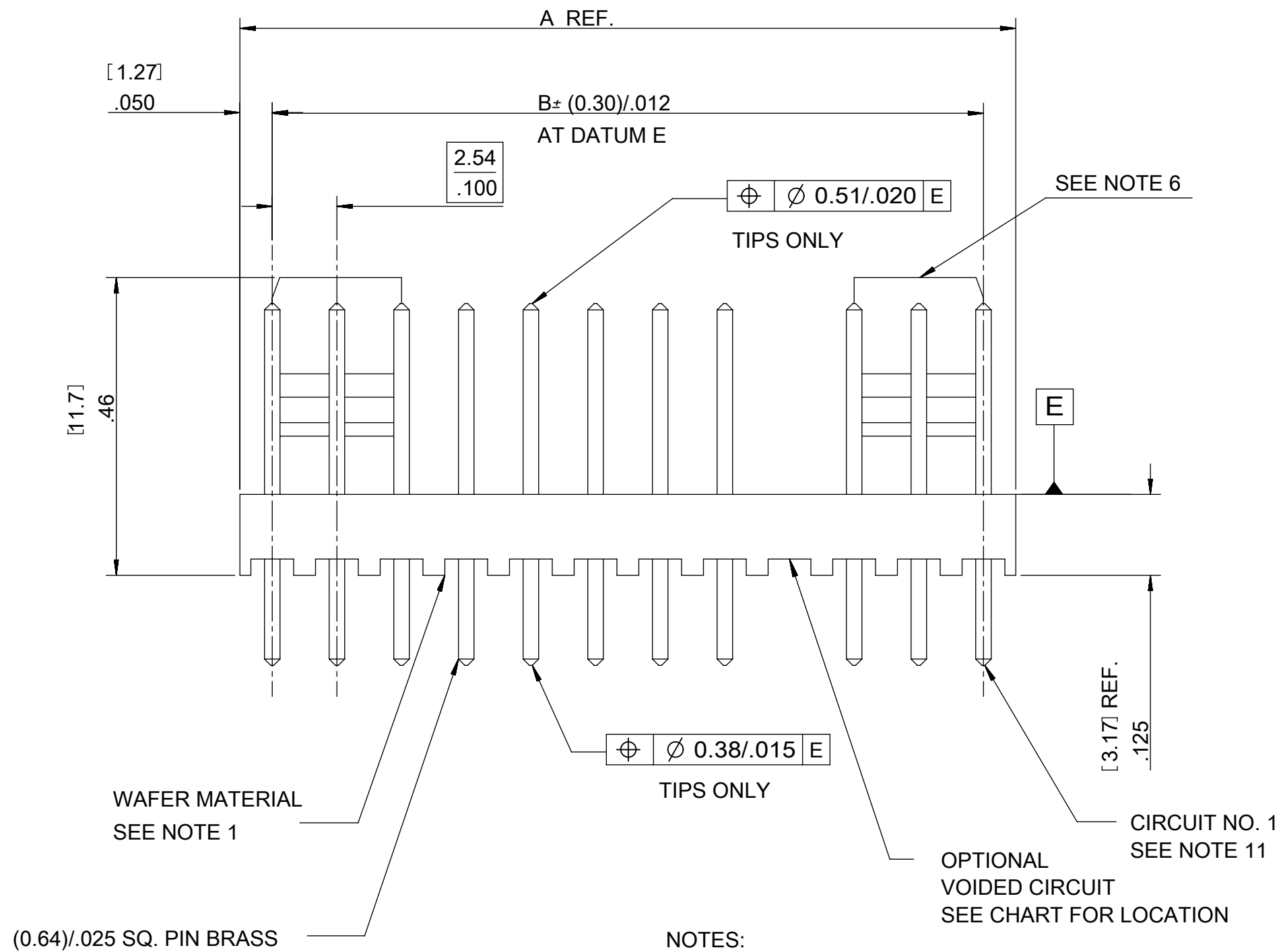
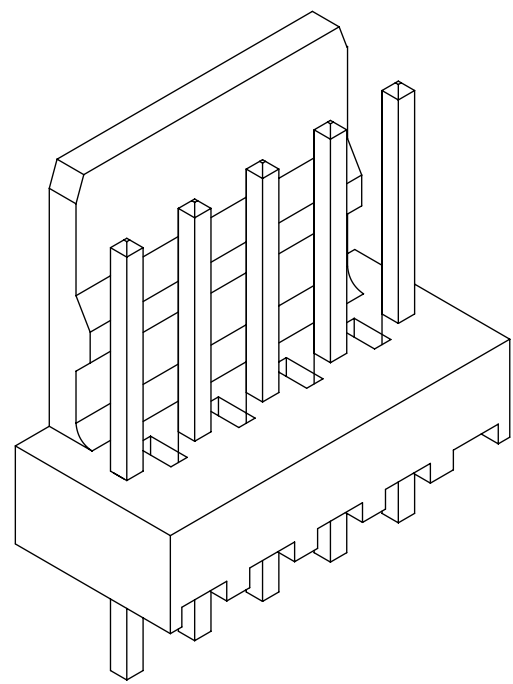
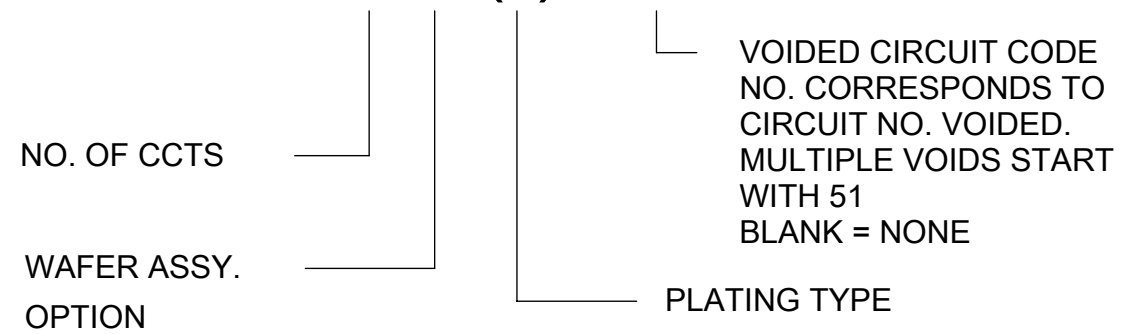


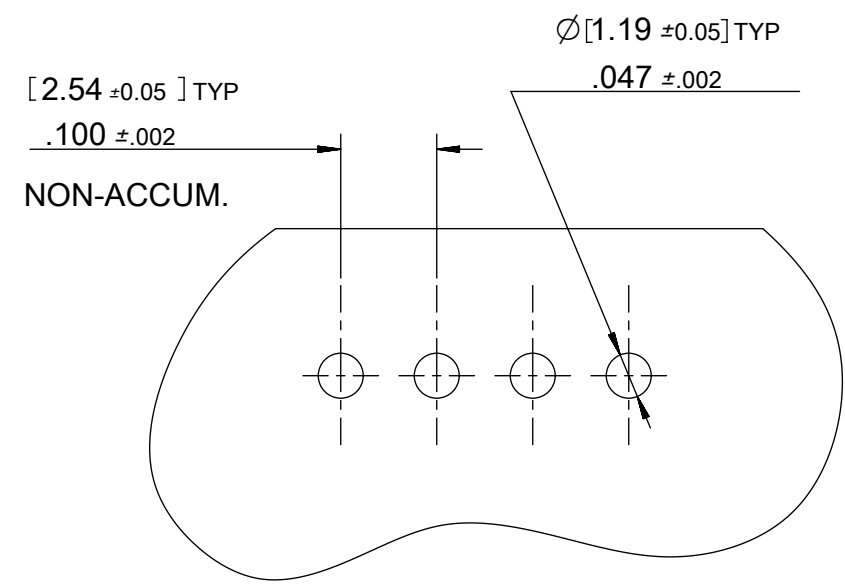
NO. OF CCTS	DIMN. "A"	DIMN. "B"
2	(5.08) .200	(2.54) .100
3	(7.62) .300	(5.08) .200
4	(10.16) .400	(7.62) .300
5	(12.70) .500	(10.16) .400
6	(15.24) .600	(12.70) .500
7	(17.78) .700	(15.24) .600
8	(20.32) .800	(17.78) .700
9	(22.86) .900	(20.32) .800
10	(25.40) 1.000	(22.86) .900
11	(27.94) 1.100	(25.40) 1.000
12	(30.48) 1.200	(27.94) 1.100
13	(33.02) 1.300	(30.48) 1.200
14	(35.56) 1.400	(33.02) 1.300
15	(38.10) 1.500	(35.56) 1.400
16	(40.64) 1.600	(38.10) 1.500



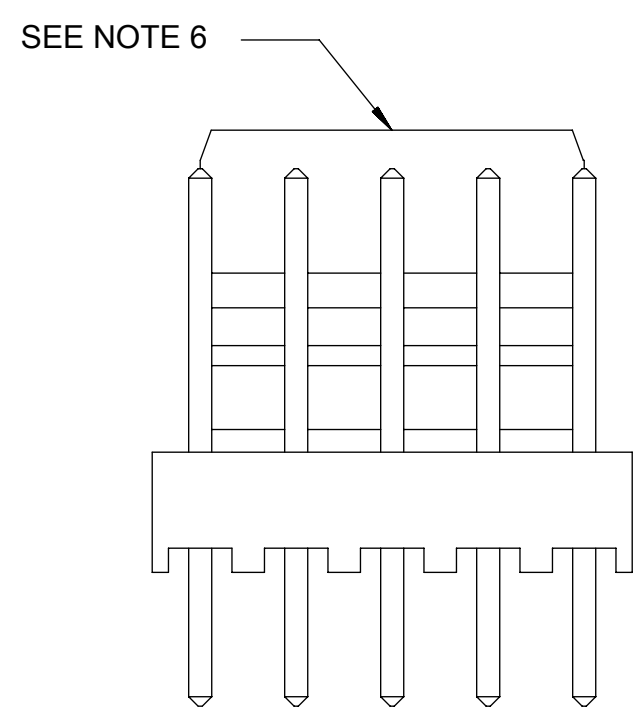
AE-6410- N * (*) - *



- NOTES:
1. WAFER MATERIAL: NYLON, UL94V-0, PIN MATERIAL: BRASS
 2. FINISH:
 154 = OVERALL TIN: 0.00254/.00100 MIN. OVER 0.00127/.000050 MIN. NICKEL
 197 = OVERALL REFLOWED MATTE TIN: 0.00152/.00060 MIN. OVER 0.00127/.000050 MIN. NICKEL
 222 = OVERALL MATTE TIN: 0.00254/.00100 MIN. OVER 0.00127/.000050 MIN NICKEL
 228 = SELECT GOLD 0.00076/.000030 MIN., SELECT MATTE TIN: 0.00254/.00100 OVER 0.00127/.000050 MIN NICKEL
 231 = SELECT GOLD 0.00127/.000050 MIN., SELECT MATTE TIN: 0.00254/.00100 OVER 0.00076/.000030 MIN NICKEL
 241 = SELECT GOLD 0.00051/.000020 MIN., SELECT MATTE TIN: 0.00254/.00100 OVER 0.00076/.000030 MIN NICKEL
 3. THIS PART CONFORMS TO MOLEX PROD. SPEC. PS-99020-0088.
 4. PACKAGING: PER PK-6410-002
 5. PIN SOLDERABILITY PER MOLEX SPEC. SMES-152.
 6. SINGLE RAMP ON 2-6 CCTS TWO RAMPS ON 7-16 CCTS, AS SHOWN.
 7. PIN PUSH OUT FORCE: (0.907 Kg)/2lbs MIN.
 8. PCB THICKNESS 1.6MM
 9. WAFERS STACKABLE END TO END WITH (2.54)/.100 BETWEEN END PINS
 10. THIS PART CONFORMS TO CLASS B REQUIREMENTS OF COSMETIC SPECIFICATION PS-45499-002.
 11. CIRCUIT 1 DESIGNATION IS USED TO DEFINE VOID LOCATION. CIRCUIT 1 MAY OR MAY NOT LINE UP WITH CIRCUIT 1 ON THE MATING HOUSING.

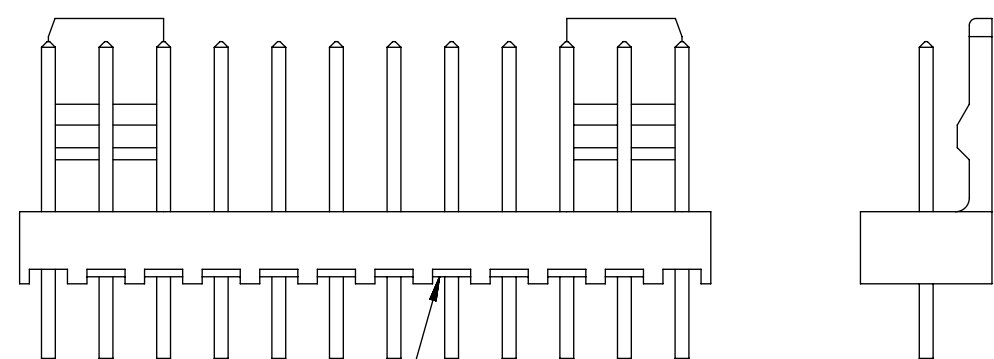


RECOMMENDED P.C.B. HOLE DIMENSIONS (STANDARD SERIES)



QUALITY SYMBOLS		THIS DRAWING CONTAINS INFORMATION THAT IS PROPRIETARY TO MOLEX ELECTRONIC TECHNOLOGIES, LLC AND SHOULD NOT BE USED WITHOUT WRITTEN PERMISSION		DIMENSION UNITS		SCALE	
▽ = 0	▽ = 0	2016/01/21	2016/05/31	MM	INCH	MM/IN	5:1
▽ = 0	▽ = 0	2016/06/14		GENERAL TOLERANCES (UNLESS SPECIFIED)		DRWN BY	DATE
▽ = 0	▽ = 0			4 PLACES ±	±	T. MAHON	28/01/03
▽ = 0	▽ = 0			3 PLACES ±	± 0.01	CHK'D BY	DATE
▽ = 0	▽ = 0			2 PLACES ±	± 0.25 ± 0.014	BMAGUIRE	28/01/03
▽ = 0	▽ = 0			1 PLACES ±	± 0.35 ±	APPR BY	DATE
▽ = 0	▽ = 0			0 PLACES ±	±	JDENNEHY	2005/03/11
▽ = 0	▽ = 0			ANGULAR TOL = 0.5		DRAWING SIZE	THIRD ANGLE PROJECTION
▽ = 0	▽ = 0			DRAFT WHERE APPLICABLE MUST REMAIN WITHIN DIMENSIONS		C	
ADD 46999-0696	EC NO: 104930	DRWN: MKIPPER	CHKD: JDFOX	SERIES		MATERIAL NUMBER	
	REV: APPR: FSMITH			6410	SEE CHART	CUSTOMER	
				DOCUMENT NUMBER		DOC TYPE	DOC PART
				SDAE-6410-N	PSD	SHEET NUMBER	1 OF 4

ENG. NO.	AE-6410-NA (222)		AE-6410-NC (197)		AE-6410-NH (197)		AE-6410-NJ (197)		AE-6410-NL (154)		AE-6410-NM (154)		
DIMN. "D"	(7.50) .295		(7.14) .281		(7.49) .295		(18.80) .740		(8.58) .338		(7.62) .300		
DIMN. "C"	(14.22)/.560		(20.32)/.800		(14.98)/.590		(25.40)/1.000		(23.88)/.940		(20.32)/.800		
DIMN. "F"	(3.56)/.140 REF		(10.00)/.394 REF		(4.32)/.170 REF		(3.43)/.135 REF		(12.13).477 REF		(9.53)/.375 REF		
DIMN. "G"	N/A		N/A		N/A		N/A		N/A		N/A		
DIMN. "T"	OVERALL		OVERALL		OVERALL		OVERALL		OVERALL		OVERALL		
PLATING	222		197		197		197		154		154		
NO. OF CIRCUITS	2	AE-6410-2A(222)	22-27-2021	AE-6410-2C(197)	38-00-6292	AE-6410-2H(197)	38-00-6754	AE-6410-2J(197)	NOT TOOLED	AE-6410-2L(154)	NOT TOOLED	AE-6410-2M(154)	NOT TOOLED
	3	3 A(222)	▲ 2031	3 C(197)	▲ 6293	3 H(197)	NOT TOOLED	3 J(197)	NOT TOOLED	3 L(154)	26-01-3195	3 M(154)	26-01-3179
	4	4 A(222)	2041	4 C(197)	6294	4 H(197)	22-27-2046	4 J(197)	NOT TOOLED	4 L(154)	NOT TOOLED	4 M(154)	NOT TOOLED
	5	5 A(222)	2051	5 C(197)	6295	5 H(197)	NOT TOOLED	5 J(197)	22-27-2057	5 L(154)	▲	5 M(154)	NOT TOOLED
	6	6 A(222)	2061	6 C(197)	6296	6 H(197)	▲	6 J(197)	NOT TOOLED	6 L(154)	▲	6 M(154)	NOT TOOLED
	7	7 A(222)	2071	7 C(197)	6297	7 H(197)	▲	7 J(197)	NOT TOOLED	7 L(154)		7 M(154)	46999-0696
	8	8 A(222)	2081	8 C(197)	6298	8 H(197)	▲	8 J(197)	22-27-2087	8 L(154)		8 M(154)	NOT TOOLED
	9	9 A(222)	2091	9 C(197)	6299	9 H(197)	▲	9 J(197)	NOT TOOLED	9 L(154)		9 M(154)	▲
	10	10 A(222)	2101	10 C(197)	6300	10 H(197)	▼	10 J(197)	▲	10 L(154)		10 M(154)	▲
	11	11 A(222)	2111	11 C(197)	6301	11 H(197)	NOT TOOLED	11 J(197)	▲	11 L(154)		11 M(154)	
	12	12 A(222)	2121	12 C(197)	6302	12 H(197)	22-27-2126	12 J(197)	▲	12 L(154)		12 M(154)	
	13	13 A(222)	2131	13 C(197)	6303	13 H(197)	NOT TOOLED	13 J(197)	▲	13 L(154)	▼	13 M(154)	
	14	14 A(222)	2141	14 C(197)	6304	14 H(197)	▲	14 J(197)	▲	14 L(154)	NOT TOOLED	14 M(154)	
	15	15 A(222)	2151	15 C(197)	6305	15 H(197)	▼	15 J(197)	▼	15 L(154)	38-00-1736	15 M(154)	▼
	16	AE-6410-16A(222)	22-27-2161	AE-6410-16C(197)	38-00-6306	AE-6410-16H(197)	NOT TOOLED	AE-6410-16J(197)	NOT TOOLED	AE-6410-16L(154)	NOT TOOLED	AE-6410-16M(154)	NOT TOOLED



RIBS ADDED
(4-16 CCTS. ONLY)
ALTERNATIVE WAFER CONFIGURATION

QUALITY SYMBOLS ▽ = 0 ▽ = 0 ▽ = 0 ▽ = 0 ▽ = 0 ▽ = 0 ▽ = 0 ▽ = 0 ▽ = 0 ▽ = 0	THIS DRAWING CONTAINS INFORMATION THAT IS PROPRIETARY TO MOLEX ELECTRONIC TECHNOLOGIES, LLC AND SHOULD NOT BE USED WITHOUT WRITTEN PERMISSION											
	ADD 46999-0696 EC NO: 104930 DRWN: MKIPPER CHKD: JDFOX REV APPR: FSMITH	GENERAL TOLERANCES (UNLESS SPECIFIED) 4 PLACES ± ± 3 PLACES ± ± 0.01 2 PLACES ± 0.25 ± 0.014 1 PLACES ± 0.35 ± 0 PLACES ± ±				DIMENSION UNITS MM/IN		SCALE 5:1				
		DRWN BY T. MAHON		DATE 28/01/03								
		CHK'D BY BMAGUIRE		DATE 28/01/03								
		APPR BY JDENNEHY		DATE 2005/03/11								
		ANGULAR TOL = 0.5		DRAWING SIZE C		THIRD ANGLE PROJECTION						
	DRAFT WHERE APPLICABLE MUST REMAIN WITHIN DIMENSIONS											
	RELEASE STATUS P1		RELEASE DATE 14.06.2016 16:45:46		DOCUMENT NUMBER SDAE-6410-N		DOC TYPE PSD		DOC PART 000		SHEET NUMBER 2 OF 4	
	PRODUCT CUSTOMER DRAWING		SERIES 6410		MATERIAL NUMBER SEE CHART		CUSTOMER GENERAL MARKET					

ENG. NO.	AE-6410-NA (241)		AE-6410-NC (241)		AE-6410-NA (231)		AE-6410-NS (241)		AE-6410-NA (228)		
DIMN. "D"	(7.50) .295		(7.14) .281		(7.50) .295		(7.50) .295		(7.50) .295		
DIMN. "C"	(14.22)/.560		(20.32)/.800		(14.22)/.560		(16.51)/.650		(14.22)/.560		
DIMN. "F"	(3.56)/.140 REF		(10.00)/.394 REF		(3.56)/.140 REF		(5.84)/.230 REF		(3.56)/.140 REF		
DIMN. "G"	(3.56)/.140		(5.08)/.200		(3.56)/.140		(5.08)/.200		(3.56)/.140		
DIMN. "T"	(3.43)/.135		(5.08)/.200		(3.43)/.135		(5.08)/.200		(3.43)/.135		
PLATING	241		241		231		241		228		
NO. OF CIRCUITS	2	AE-6410-2A(241)	22-29-2021	AE-6410-2C(241)	NOT TOOLED	AE-6410-2A(231)	38-00-7250		NOT TOOLED	AE-6410-2A(228)	38-00-7062
	3	3 A(241)	▲ 2031	3 C(241)	38-00-5909	3 A(231)	NOT TOOLED		NOT TOOLED	3 A(228)	▲ 7063
	4	4 A(241)	2041	4 C(241)	NOT TOOLED	4 A(231)	38-00-7251	AE-6410-4S(241)	38-00-7666	4 A	▲ 7064
	5	5 A(241)	2051	5 C(241)	▲	5 A(231)	NOT TOOLED		NOT TOOLED	5 A	7065
	6	6 A(241)	2061	6 C(241)		6 A(231)	▲	6 S(241)	38-00-7667	6 A	7066
	7	7 A(241)	2071	7 C(241)		7 A(231)			NOT TOOLED	7 A	▼ 7067
	8	8 A(241)	2081	8 C(241)		8 A(231)			▲	8 A	38-00-7068
	9	9 A(241)	2091	9 C(241)		9 A(231)				9 A	NOT TOOLED
	10	10 A(241)	2101	10 C(241)		10 A(231)				10 A	NOT TOOLED
	11	11 A(241)	2111	11 C(241)		11 A(231)				11 A	NOT TOOLED
	12	12 A(241)	2121	12 C(241)		12 A(231)				12 A	38-00-7072
	13	13 A(241)	2131	13 C(241)		13 A(231)				13 A	NOT TOOLED
	14	14 A(241)	2141	14 C(241)		14 A(231)				14 A	38-00-7074
	15	15 A(241)	▼ 2151	15 C(241)	▼	15 A(231)	▼		▼	15 A	▼ NOT TOOLED
	16	AE-6410-16A(241)	22-29-2161	AE-6410-16C(241)	NOT TOOLED	AE-6410-16A(231)	NOT TOOLED		NOT TOOLED	AE-6410-16A(228)	NOT TOOLED

QUALITY SYMBOLS 	THIS DRAWING CONTAINS INFORMATION THAT IS PROPRIETARY TO MOLEX ELECTRONIC TECHNOLOGIES, LLC AND SHOULD NOT BE USED WITHOUT WRITTEN PERMISSION											
	ADD 46999-0696 EC NO: 104930 DRWN: MKIPPER CHKD: JDFOX REV APPR: FSMITH	GENERAL TOLERANCES (UNLESS SPECIFIED) MM INCH 4 PLACES ± ± 3 PLACES ± ± 0.01 2 PLACES ± 0.25 ± 0.014 1 PLACES ± 0.35 ± 0 PLACES ± ±				DIMENSION UNITS MM/IN		SCALE 5:1		 WAFER, FRICTION LOCK KK (2.54)/.100 FOR (0.64)/.025 SQ. PINS PRODUCT CUSTOMER DRAWING		
		DRWN BY: T. MAHON DATE: 28/01/03				DRWN BY: T. MAHON DATE: 28/01/03		CHK'D BY: BMAGUIRE DATE: 28/01/03				
		APPR BY: JDENNEHY DATE: 2005/03/11				APPR BY: JDENNEHY DATE: 2005/03/11		DRAFT WHERE APPLICABLE MUST REMAIN WITHIN DIMENSIONS				
		ANGULAR TOL = 0.5				DRAWING SIZE: C		THIRD ANGLE PROJECTION				
		DRAFT WHERE APPLICABLE MUST REMAIN WITHIN DIMENSIONS				DRAWING SIZE: C		THIRD ANGLE PROJECTION				
	SERIES: 6410		MATERIAL NUMBER: SEE CHART				CUSTOMER: GENERAL MARKET					
	DOCUMENT NUMBER: SDAE-6410-N						DOC TYPE: PSD		DOC PART: 000		SHEET NUMBER: 3 OF 4	

VOIDED CIRCUIT OPTION

ENG. NO.	AE-6410-NA(197)-*
DIM. D	7.50/.295
DIM. C	14.22 / .560
DIM. F (REF)	3.56 / .140
DIM. G	N/A
DIM. T	OVERALL
PLATING	197

PART No.	ENG No.	CKT SIZE	VOID LOCATION
38-00-7222	AE-6410-3A(197)-2	3	2
↑ 4749	↑ -4A(197)-3	4	3
0611	-5A(197)-3	5	3
0089	-6A(197)-3	6	3
0090	-6A(197)-51	6	3,4,5
5370	-15A(197)-02	15	2
↓ 7688	↓ -12A(197)-09	12	9

THIS DRAWING CONTAINS INFORMATION THAT IS PROPRIETARY TO MOLEX ELECTRONIC TECHNOLOGIES, LLC AND SHOULD NOT BE USED WITHOUT WRITTEN PERMISSION		molex [®]																			
WAFFER, FRICTION LOCK KK (2.54)/.100 FOR (0.64)/.025 SQ. PINS		PRODUCT CUSTOMER DRAWING																			
SERIES: 6410 MATERIAL NUMBER: SEE CHART CUSTOMER: GENERAL MARKET		DOCUMENT NUMBER: SDAE-6410-N DOC TYPE: PSD DOC PART: 000 SHEET NUMBER: 4 OF 4																			
QUALITY SYMBOLS ▽ = 0 ▽ = 0 ▽ = 0 ▽ = 0 ▽ = 0 ▽ = 0 ▽ = 0 ▽ = 0 ▽ = 0	ADD 46995-0696 EC NO: 104930 DRWN: MKIPPER CHKD: JDFOX REV APPR: FSMITH	GENERAL TOLERANCES (UNLESS SPECIFIED) <table border="1" style="width: 100%; text-align: center;"> <tr> <th></th> <th>MM</th> <th>INCH</th> </tr> <tr> <td>4 PLACES</td> <td>±</td> <td>±</td> </tr> <tr> <td>3 PLACES</td> <td>±</td> <td>± 0.01</td> </tr> <tr> <td>2 PLACES</td> <td>± 0.25</td> <td>± 0.014</td> </tr> <tr> <td>1 PLACES</td> <td>± 0.35</td> <td>±</td> </tr> <tr> <td>0 PLACES</td> <td>±</td> <td>±</td> </tr> </table> ANGULAR TOL = 0.5 DRAFT WHERE APPLICABLE MUST REMAIN WITHIN DIMENSIONS		MM	INCH	4 PLACES	±	±	3 PLACES	±	± 0.01	2 PLACES	± 0.25	± 0.014	1 PLACES	± 0.35	±	0 PLACES	±	±	DIMENSION UNITS: MM/IN SCALE: 5:1 DRWN BY: T. MAHON DATE: 28/01/03 CHK'D BY: BMAGUIRE DATE: 28/01/03 APPR BY: JDENNEHY DATE: 2005/03/11 DRAWING SIZE: C THIRD ANGLE PROJECTION
	MM	INCH																			
4 PLACES	±	±																			
3 PLACES	±	± 0.01																			
2 PLACES	± 0.25	± 0.014																			
1 PLACES	± 0.35	±																			
0 PLACES	±	±																			

Looking for pricing, stock, or lifecycle information?

Click below to explore more details on WIN SOURCE:

 [View 22272101 on WIN SOURCE](#)

 [Molex, LLC Information](#)

Optimize Your Supply Chain with WIN SOURCE Solutions

-  Global Sourcing Solution
-  Obsolete Management
-  Cost Control Management
-  Shortage Management
-  Alternative Solution
-  Excess Inventory Management