

- Continuous short circuit protection
- I/O isolation: 1'500 VDC
- Operating temperature range
-40 to +80 °C without derating
- Input voltage ranges ($\pm 10\%$):
5, 12, 24 VDC
- High efficiency up to 84%
- SIP-7 package
- Unregulated outputs
- 3-year product warranty



The TBA 2 is a 2 Watt DC/DC SIP converter series which is specifically designed to offer a low-cost solution with no concession on quality and lifetime. The new design improves on the industry standard features and offers an integrated continuous short circuit protection circuit, an operating temperature range from -40°C to 80°C without derating and I/O-isolation of 1'500 VDC. It offers a broad application range in any space and cost critical application.

Models						
Order Code	Input Voltage Range	Output 1		Output 2		Efficiency typ.
		Vnom	I _{max}	Vnom	I _{max}	
TBA 2-0511	4.5 - 5.5 VDC (5 VDC nom.)	5 VDC	400 mA	-5 VDC -12 VDC -15 VDC	200 mA 80 mA 65 mA	78 %
TBA 2-0512		12 VDC	165 mA			82 %
TBA 2-0513		15 VDC	130 mA			82 %
TBA 2-0521		+5 VDC	200 mA			79 %
TBA 2-0522		+12 VDC	80 mA			82 %
TBA 2-0523		+15 VDC	65 mA			82 %
TBA 2-1211	10.8 - 13.2 VDC (12 VDC nom.)	5 VDC	400 mA	-5 VDC -12 VDC -15 VDC	200 mA 80 mA 65 mA	79 %
TBA 2-1212		12 VDC	165 mA			82 %
TBA 2-1213		15 VDC	130 mA			84 %
TBA 2-1221		+5 VDC	200 mA			79 %
TBA 2-1222		+12 VDC	80 mA			83 %
TBA 2-1223		+15 VDC	65 mA			84 %
TBA 2-2411	21.6 - 26.4 VDC (24 VDC nom.)	5 VDC	400 mA	-5 VDC -12 VDC -15 VDC	200 mA 80 mA 65 mA	78 %
TBA 2-2412		12 VDC	165 mA			84 %
TBA 2-2413		15 VDC	130 mA			84 %
TBA 2-2421		+5 VDC	200 mA			80 %
TBA 2-2422		+12 VDC	80 mA			84 %
TBA 2-2423		+15 VDC	65 mA			84 %

Input Specifications

Surge Voltage	5 Vin models: 9 VDC max. (1 s max.) 12 Vin models: 18 VDC max. (1 s max.) 24 Vin models: 30 VDC max. (1 s max.)
Recommended Input Fuse	5 Vin models: 1'000 mA (slow blow) 12 Vin models: 400 mA (slow blow) 24 Vin models: 200 mA (slow blow) (The need of an external fuse has to be assessed in the final application.)
Input Filter	Internal Capacitor (add. external 22 µF, ESR <0.1Ω, recommended)

Output Specifications

Voltage Set Accuracy	±3% max. (at 60% for 5VDC models) ±3% max. (at 80% for other models)
Regulation (Unregulated)	- Input Variation (1% Vin step) single output models: 1.5% max. dual output models: 1.5% max. - Load Variation See application note: www.tracopower.com/overview/tba2 - Voltage Balance dual output models: 1% max. (symmetrical load)
Ripple and Noise	- 20 MHz Bandwidth 250 mVp-p max. 120 mVp-p typ.
Capacitive Load	- single output 5 Vout models: 470 µF max. 12 Vout models: 470 µF max. 15 Vout models: 470 µF max. - dual output 5 / -5 Vout models: 220 / 220 µF max. 12 / -12 Vout models: 220 / 220 µF max. 15 / -15 Vout models: 220 / 220 µF max.
Minimum Load	See application note: www.tracopower.com/overview/tba2
Temperature Coefficient	±0.02 %/K max.
Start-up Time	10 ms max.
Short Circuit Protection	Continuous, Automatic recovery

Safety Specifications

Standards	- IT / Multimedia Equipment	Designed for IEC/EN/UL 62368-1 (not certified)
-----------	-----------------------------	---

General Specifications

Relative Humidity	95% max. (non condensing)
Temperature Ranges	- Operating Temperature -40°C to +90°C - Case Temperature +95°C max. - Storage Temperature -55°C to +125°C
Power Derating	- High Temperature 6.67 %/K above 80°C See application note: www.tracopower.com/overview/tba2
Cooling System	Natural convection (20 LFM)
Switching Frequency	30 - 200 kHz (PWM)
Insulation System	Functional Insulation
Isolation Test Voltage	- Input to Output, 60 s 1'500 VDC
Isolation Resistance	- Input to Output, 500 VDC 1'000 MΩ min.
Isolation Capacitance	- Input to Output, 100 kHz, 1 V 20 pF max.
Reliability	- Calculated MTBF 2'000'000 h (MIL-HDBK-217F, ground benign)
Washing Process	Not allowed
Housing Material	Plastic (UL 94 V-0 rated)
Potting Material	Epoxy (UL 94 V-0 rated)
Pin Material	Nickel-Iron (Alloy 42)
Pin Foundation Plating	Nickel (1.5 µm min.)

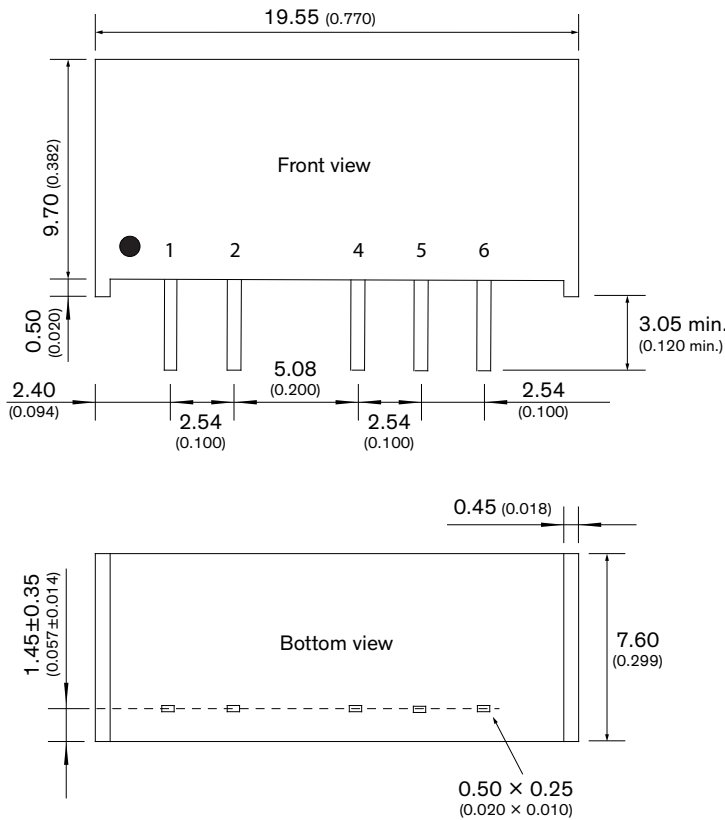
All specifications valid at nominal voltage, resistive full load and +25°C after warm-up time, unless otherwise stated.

Pin Surface Plating	Tin (3 µm min.), bright
Housing Type	Plastic Case
Mounting Type	PCB Mount
Connection Type	THD (Through-Hole Device)
Footprint Type	SIP7
Soldering Profile	Lead-Free Wave Soldering 265 °C / 5 s max.
Weight	2.8 g
Environmental Compliance	- REACH Declaration www.tracopower.com/info/reach-declaration.pdf REACH SVHC list compliant REACH Annex XVII compliant - RoHS Declaration www.tracopower.com/info/rohs-declaration.pdf Exemptions: 7(a), 7(c)-I (RoHS exemptions refer to the component concentration only, not to the overall concentration in the product (O5A rule)) - SCIP Reference Number 374bcf02-a65e-4583-a8ac-ef81e512a6a2

Additional Information

Supporting Documents	www.tracopower.com/overview/tba2
Frequently Asked Questions	www.tracopower.com/glossary-faq
Glossary	www.tracopower.com/info/glossary.pdf

Outline Dimensions





Pinout		
Pin	Single	Dual
1	+Vin (Vcc)	+Vin (Vcc)
2	-Vin (GND)	-Vin (GND)
4	-Vout	-Vout
5	No pin	Common
6	+Vout	+Vout

Dimensions in mm (inch)
Tolerances: x.xx ± 0.25 (x.xxx ± 0.01)
Pin dimension tolerance: ± 0.1 (± 0.004)

Looking for pricing, stock, or lifecycle information?

Click below to explore more details on WIN SOURCE:

-  [View TBA2-1212 on WIN SOURCE](#)
-  [Traco Power Information](#)

Optimize Your Supply Chain with WIN SOURCE Solutions

-  Global Sourcing Solution
-  Obsolete Management
-  Cost Control Management
-  Shortage Management
-  Alternative Solution
-  Excess Inventory Management