

HTB

1/4" x 1-1/4" and 5 mm x 20 mm Panel-mount fuse holders



Product features

- For 1/4" x 1 1/4" and 5 mm x 20 mm fuses
- All holder bodies have the option of using 1/4" x 1 1/4" or 5 mm x 20 mm carriers
- Withstands 15 Lb-In torque to mounting nut when mounting fuse holder to panel
- High temperature, flame retardant thermoplastic meets UL 94 V-0
- IP53 for -SP option
- Operating temperature: -55 °C to +85 °C

Agency information

- UL Recognized: File E14853, Guide IZLT2,
- CSA: File 47235, Class 6225-01,
- VDE: Certificate 136128 (M version, 5 x 20 mm only)
- CE



Environmental compliance



Powering Business Worldwide

Ordering part number

Fuse holder:

BK-HTB -3 -6 -M -R

(a) (b) (c) (d) (e) (f)

(a) Packaging prefix

(b) Product code

(c) Body configuration and mounting

Knob holders

-2 Low profile (rear panel hex-nut)

-4 High profile

-6 Front panel hex-nut (Profile varies with panel thickness. Holder installs through rear of panel)

-8 Low profile (snap-in)

Screwdriver slotted holders

-3 Low profile

-5 High Profile

-9 Low profile (snap-in)

(d) Rear terminal configuration

-2 Solder or 3/16" Quick-connect (in-line)

-4 Solder or 3/16" Quick-connect (right angle)

-6 Quick-connect (in-line)

-8 Quick-connect (right angle)

(e) Fuse carrier

-I 1/4" x 1 1/4"

-M 5 mm x 20 mm

(f) Option code

-R (RoHS compliant)

-SP (Splash proof (Cap with O-ring, IP53 rating, option on Knob holders only))

Fuse carrier only:

BK-FT M

(g) (h) (i)

(g) Packaging prefix

(h) Product code

FT Knob type for HTB-2, 4, 6, and 8 only

ST Screwdriver slotted type for HTB-3, 5 and 9 only

(i) Fuse carrier

-I 1/4" x 1 1/4"

-M 5 mm x 20 mm

Packaging information

Type	Packaging prefix	Description
Fuse holder	blank	10 parts per box, 30 boxes per carton
Fuse holder	BK-	100 parts per box, 4 boxes per carton
Fuse carrier	blank	10 parts per box, 50 boxes per carton
Fuse carrier	BK-	100 parts per polybag, 20 bags per carton

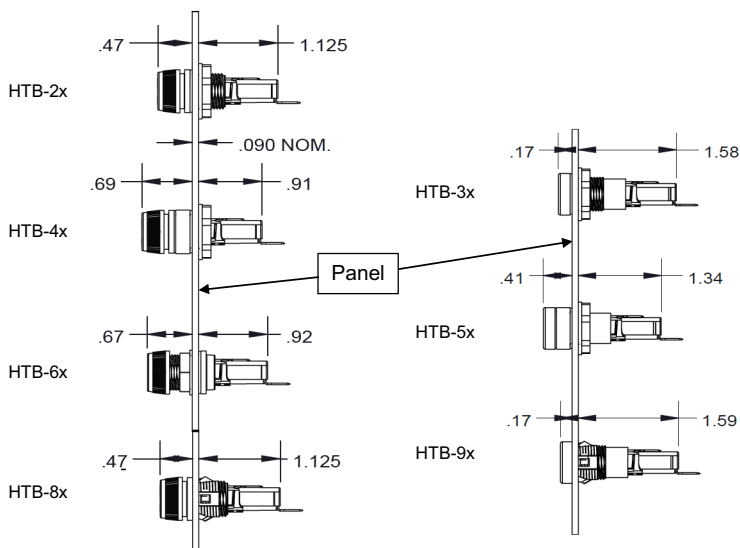
Specifications

Part number	UL Current rating (A)	CSA Current rating (A)	VDE Rated power acceptance (W)	Voltage rating (V)	UL Voltage rating (V)	Fuse size	Quick-connect
HTB-x2l	20	16	na	250	300	1/4" x 1-1/4"	3/16" in-line
HTB-x4l	20	16	na	250	300	1/4" x 1-1/4"	3/16" right-angle
HTB-x6l	20	16	na	250	300	1/4" x 1-1/4"	1/4" in-line
HTB-x8l	20	16	na	250	300	1/4" x 1-1/4"	1/4" right-angle
HTB-x2M	16	16	4	250	300	5 mm x 20 mm	3/16" in-line
HTB-x4M	16	16	4	250	300	5 mm x 20 mm	3/16" right-angle
HTB-x6M	16	16	4	250	300	5 mm x 20 mm	1/4" in-line
HTB-x8M	16	16	4	250	300	5 mm x 20 mm	1/4" right-angle

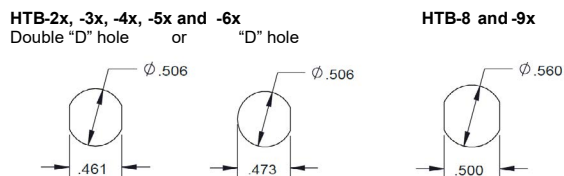
Dimensions- inches

Knob type

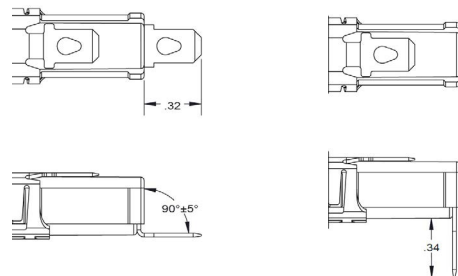
Screwdriver type



Mounting- inches



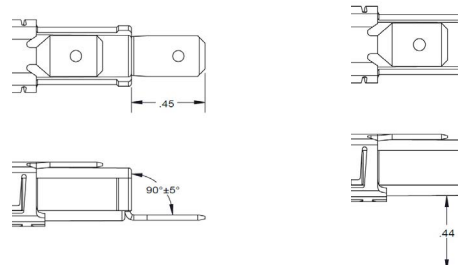
Solder or 3/16" quick connect



In-line

Right-angle

1/4" Quick connect



In-line

Right-angle

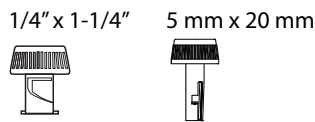
Maximum panel thickness

Body type	Inches	mm
HTB-2x	0.30	7.62
HTB-3x	0.30	7.62
HTB-4x	0.125	3.18
HTB-5x	0.125	3.18
HTB-6x	0.30	7.62
HTB-8x	0.125	3.18
HTB-9x	0.125	3.18

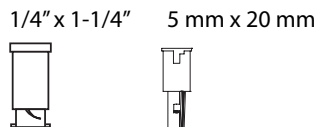
Knob type	Solder or 3/16" Quick-connect		1/4" Quick-connect		Carrier options-Knob type	
	In-line	Right-angle	In-line	Right-angle	1/4" x 1-1/4"	5 mm x 20 mm
HTB-2x	HTB-22I-R	HTB-24I-R	HTB-26I-R	HTB-28I-R	x	-
	HTB-22M-R	HTB-24M-R	HTB-26M-R	HTB-28M-R	-	x
HTB-4x	HTB-42I-R	HTB-44I-R	HTB-46I-R	HTB-48I-R	x	-
	HTB-42M-R	HTB-44M-R	HTB-46M-R	HTB-48M-R	-	x
HTB-6x	HTB-62I-R	HTB-64I-R	HTB-66I-R	HTB-68I-R	x	-
	HTB-62M-R	HTB-64M-R	HTB-66M-R	HTB-68M-R	-	x
HTB-8x	HTB-82I-R	HTB-84I-R	HTB-86I-R	HTB-88I-R	x	-
	HTB-82M-R	HTB-84M-R	HTB-86M-R	HTB-88M-R	-	x

Screwdriver type	Solder or 3/16" Quick-connect		1/4" Quick-connect		Carrier options- Screwdriver type	
	In-line	Right-angle	In-line	Right-angle	1/4" x 1-1/4"	5 mm x 20 mm
HTB-3x	HTB-32I-R	HTB-34I-R	HTB-36I-R	HTB-38I-R	x	-
	HTB-32M-R	HTB-34M-R	HTB-36M-R	HTB-38M-R	-	x
HTB-5x	HTB-52I-R	HTB-54I-R	HTB-56I-R	HTB-58I-R	x	-
	HTB-52M-R	HTB-54M-R	HTB-56M-R	HTB-58M-R	-	x
HTB-9x	HTB-92I-R	HTB-94I-R	HTB-96I-R	HTB-98I-R	x	-
	HTB-92M-R	HTB-94M-R	HTB-96M-R	HTB-98M-R	-	x

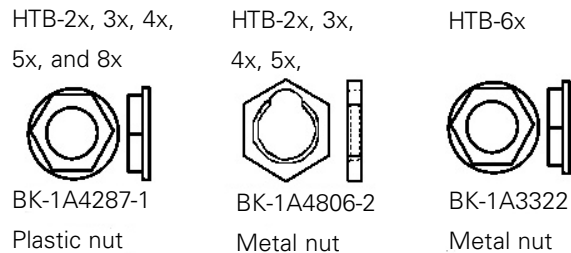
Knob



Screwdriver



Replacement parts



Life Support Policy: Eaton does not authorize the use of any of its products for use in life support devices or systems without the express written approval of an officer of the Company. Life support systems are devices which support or sustain life, and whose failure to perform, when properly used in accordance with instructions for use provided in the labeling, can be reasonably expected to result in significant injury to the user.

Eaton reserves the right, without notice, to change design or construction of any products and to discontinue or limit distribution of any products. Eaton also reserves the right to change or update, without notice, any technical information contained in this bulletin.

Eaton
Electronics Division
1000 Eaton Boulevard
Cleveland, OH 44122
United States
Eaton.com/electronics

© 2024 Eaton
All Rights Reserved
Printed in USA
Publication No. 2119 PCN24002
January 2024

Eaton is a registered trademark.



All other trademarks are property of their respective owners.

Follow us on social media to get the latest product and support information.



Looking for pricing, stock, or lifecycle information?

Click below to explore more details on WIN SOURCE:

-  [View BK/HTB-36M-R on WIN SOURCE](#)
-  [Eaton-Electronics Division Information](#)

Optimize Your Supply Chain with WIN SOURCE Solutions

-  Global Sourcing Solution
-  Obsolete Management
-  Cost Control Management
-  Shortage Management
-  Alternative Solution
-  Excess Inventory Management