

## VEJ Series

### Features

- 4φ ~ 18φ, 105°C, 2,000 hours assured
- Designed for surface mounting on high density PC board
- RoHS compliance



Marking color: Black

### Specifications

Items	Performance															
	6.3 ~ 100V	160 ~ 400V	450V													
Category Temperature Range	-55°C ~ +105°C	-40°C ~ +105°C	-25°C ~ +105°C													
Capacitance Tolerance	±20% (at 120 Hz, 20°C)															
Leakage Current (at 20°C)	Rated voltage	6.3 ~ 100V														
	Time	after 2 minutes														
	Case size	4 ~ 10φ	12.5 ~ 18φ													
	Leakage Current	I = 0.01CV or 3μA, whichever is greater	I = 0.03CV or 4μA, whichever is greater	I = 0.04CV + 100μA												
Where, C = rated capacitance in μF, V = rated DC working voltage in V																
Tanδ (at 120 Hz, 20°C)	Rated Voltage	6.3	10	16	25	35	50	63	100	160 ~ 250	400 ~ 450					
	4 ~ 10φ	0.45	0.35	0.28	0.18	0.16	0.14	0.12	0.12	-	-					
	12.5 ~ 18φ	0.40	0.38	0.34	0.26	0.22	0.18	0.14	0.10	0.20	0.25					
When the capacitance exceeds 1,000μF, 0.02 shall be added every 1,000μF increase.																
Low Temperature Characteristics (at 120 Hz)	Impedance ratio shall not exceed the values given in the table below.															
	Impedance Ratio	Rated Voltage		6.3	10	16	25	35	50	63	100	160	200	250	400	450
		Z(-25°C)	φ D < 12.5	4	4	3	2	2	2	2	2	3	-	-	-	-
		/Z(+20°C)	φ D ≥ 12.5	5	4	3	2	2	2	2	2	3	3	3	6	6
		Z(-55/-40°C)	φ D < 12.5	12	8	6	4	3	3	3	3	4	-	-	-	-
/Z(+20°C)	φ D ≥ 12.5	10	8	6	4	3	3	3	3	3	6	6	6	10	-	
Note: The ratio value with "*" is only available for 400V.																
Endurance	Test Time	2,000 Hrs														
	Capacitance Change	Within ±25% of initial value for φ D ≤ 6.3 mm; Within ±20% of initial value for φ D ≥ 8 mm														
	Tanδ	Less than 300% of specified value for φ D ≤ 6.3 mm; Less than 200% of specified value for φ D ≥ 8 mm														
	Leakage Current	Within specified value														
* The above specifications shall be satisfied when the capacitors are restored to 20°C after the rated voltage applied for 2,000 hours at 105°C.																
Shelf Life Test	Test time: 1,000 hours; other items are the same as those for the Endurance. The rated voltage shall be applied to the capacitors before the measurements for 160 ~ 450V (Refer to JIS C 5101-4 4.1).															
Ripple Current and Frequency Multipliers	Freq. (Hz)		50	120	1k	10k up										
	Cap. (μF)	≤ 1,000	0.80	1.00	1.25	1.40										
		1,000 < C ≤ 8,200	0.85	1.00	1.15	1.25										

### Diagram of Dimensions

Fig. 1

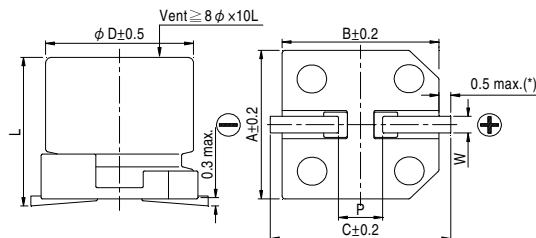
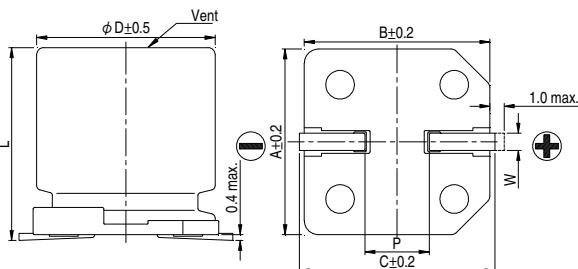


Fig. 2



### Lead Spacing and Diameter

Unit: mm

φ D	L	A	B	C	W	P ± 0.2	Fig. No.
4	5.7 ± 0.3	4.3	4.3	5.1	0.5 ~ 0.8	1.0	1
5	5.7 ± 0.3	5.3	5.3	5.9	0.5 ~ 0.8	1.5	1
6.3	5.7 ± 0.3	6.6	6.6	7.2	0.5 ~ 0.8	2.0	1
6.3	7.7 ± 0.3	6.6	6.6	7.2	0.5 ~ 0.8	2.0	1
8	6.5 ± 0.3	8.3	8.3	9.0	0.5 ~ 0.8	2.3	1
8	10 ± 0.5	8.3	8.3	9.0	0.7 ~ 1.1	3.1	1
10	7.7 ± 0.3	10.3	10.3	11.0	0.7 ~ 1.3	4.7	1
10	10 ± 0.5	10.3	10.3	11.0	0.7 ~ 1.3	4.7	1
12.5	13.5 ± 0.5	13.0	13.0	13.7	1.1 ~ 1.4	4.4	2
12.5	16 ± 0.5	13.0	13.0	13.7	1.1 ~ 1.4	4.4	2
16	16.5 ± 0.5	17.0	17.0	18.0	1.1 ~ 1.4	6.4	2
16	21.5 ± 0.5	17.0	17.0	18.0	1.1 ~ 1.4	6.4	2
18	16.5 ± 0.5	19.0	19.0	20.0	1.1 ~ 1.4	6.4	2
18	21.5 ± 0.5	19.0	19.0	20.0	1.1 ~ 1.4	6.4	2

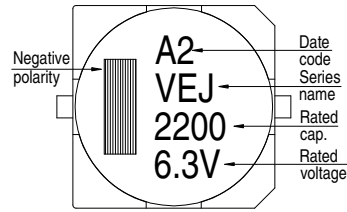
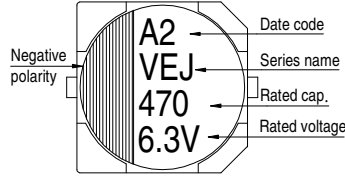
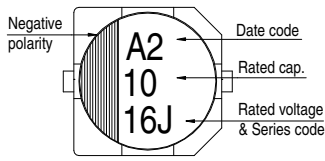
(\*): For 4 ~ 6.3φ is 0.4 max.

## Marking

$\phi D \leq 6.3 \text{ mm}$

$\phi D = 8 \sim 10 \text{ mm}$

$\phi D \geq 12.5 \text{ mm}$



## Dimension and Permissible Ripple Current

Dimension:  $\phi D \times L(\text{mm})$

Ripple Current: mA/rms at 120 Hz, 105°C

Rated Volt. (V <sub>DC</sub> )	Cap. (μF)	Contents	6.3V (0J)		10V (1A)		16V (1C)		25V (1E)		35V (1V)		50V (1H)		63V (1J)		100V (2A)	
			$\phi D \times L$	mA	$\phi D \times L$	mA	$\phi D \times L$	mA	$\phi D \times L$	mA	$\phi D \times L$	mA	$\phi D \times L$	mA	$\phi D \times L$	mA	$\phi D \times L$	mA
1	010												4×5.7	8	4×5.7	8		
2.2	2R2												4×5.7	12	4×5.7	12		
3.3	3R3												4×5.7	14	5×5.7	17		
4.7	4R7								4×5.7	17	4×5.7	17	5×5.7	20	6.3×5.7	22		
10	100						4×5.7	20	4×5.7	20	5×5.7	27	6.3×5.7	32	6.3×5.7	32		
22	220	4×5.7	22	4×5.7	22	5×5.7	30	5×5.7	30	6.3×5.7	44	6.3×5.7	38	6.3×7.7	58	8×10	100	
33	330	5×5.7	34	5×5.7	34	5×5.7	34	6.3×5.7	46	6.3×5.7	46	6.3×7.7	65	8×10	140	10×10	150	
47	470	5×5.7	38	5×5.7	38	6.3×5.7	48	6.3×5.7	48	6.3×7.7	80	6.3×7.7	70	8×10	170	12.5×13.5	250	
100	101	6.3×5.7	69	6.3×5.7	69	6.3×5.7	69	6.3×7.7	100	8×10	240	8×10	210	10×10	310	12.5×13.5	380	
220	221	6.3×7.7	120	6.3×7.7	120	6.3×7.7	120	8×10	270	8×10	270	10×10	330	12.5×13.5	470	16×16.5	450	
330	331	8×10	290	8×10	290	8×10	290	8×10	290	10×10	370	12.5×13.5	490	16×16.5	650	18×16.5	590	
470	471	8×10	320	8×10	320	10×10	380	10×10	380	12.5×13.5	520	12.5×16	550	16×16.5	700	18×21.5	980	
1,000	102	10×10	410	10×10	410	12.5×13.5	500	12.5×16	550	16×16.5	800	18×16.5	990					
2,200	222	12.5×13.5	680	12.5×13.5	680	16×16.5	900	16×16.5	900	18×16.5	1,050							
3,300	332	12.5×16	850	16×16.5	950	16×16.5	950	18×16.5	1,150									
4,700	472	16×16.5	1,000	16×16.5	1,000	18×16.5	1,225	18×21.5	1,300									
6,800	682	18×16.5	1,290	18×16.5	1,290													
8,200	822	18×21.5	1,450	18×21.5	1,450													

Rated Volt. (V <sub>DC</sub> )	Cap. (μF)	Contents	160V (2C)		200V (2D)		250V (2E)		400V (2G)		450V (2W)	
			$\phi D \times L$	mA	$\phi D \times L$	mA	$\phi D \times L$	mA	$\phi D \times L$	mA	$\phi D \times L$	mA
4.7	4R7					12.5×13.5	65	12.5×13.5	45	12.5×13.5	45	
10	100				12.5×13.5	80	12.5×13.5	70	12.5×13.5	50	12.5×16	75
22	220				12.5×16	110	12.5×13.5	105	16×16.5	85	16×16.5	85
33	330	12.5×13.5	95	12.5×16	120	16×16.5	180	18×16.5	100	18×16.5	100	
47	470	12.5×16	205	16×16.5	220	16×16.5	220	18×21.5	130			
100	101	16×16.5	250	18×16.5	280	18×21.5	290					

## Part Numbering System

VEJ Series    470μF    ±20%    6.3V    Carrier Tape    8φ × 10L    Pb-free and PET coating case



**VEJ**    **471**    **M**    **OJ**    **TR**    -    **0810**

Series Name    Capacitance    Capacitance Tolerance    Rated Voltage    Package Type    Terminal Type    Case size    Lead Wire and Coating Type

Note: For more details, please refer to "Part Numbering System (SMD Type)" on page 15.

## Looking for pricing, stock, or lifecycle information?

Click below to explore more details on WIN SOURCE:

-  [View VEJ470M1HTR-0607 on WIN SOURCE](#)
-  [Lelon Information](#)

## Optimize Your Supply Chain with WIN SOURCE Solutions

-  Global Sourcing Solution
-  Obsolete Management
-  Cost Control Management
-  Shortage Management
-  Alternative Solution
-  Excess Inventory Management