



Potter & Brumfield | Potter & Brumfield W9

TE Internal #: 4-1393254-6

Magnetic Circuit Breaker, Series Trip, Black Actuator, 65 VDC, 30 A,
1 Pole, .6 – 8 seconds Trip Time at 200%, Potter & Brumfield W9

[View on TE.com >](#)

Relays & Contactors > Circuit Breakers



Circuit Breaker Type: **Magnetic**

Circuit Function: **Series Trip**

Illuminated: **Without**

Actuator Color: **Black**

Operating Voltage: **65 VDC**

Features

Product Type Features

| | |
|----------------------|----------|
| Illumination Type | No Light |
| Actuator Type | Toggle |
| Circuit Breaker Type | Magnetic |
| Illuminated | Without |

Configuration Features

| | |
|------------------|----------------|
| | .75 x 2.065 in |
| Circuit Function | Series Trip |
| Number of Poles | 1 |

Electrical Characteristics

| | |
|--------------------|---------------|
| Operating Voltage | 65 VDC |
| Current Rating | 30 A |
| Interrupt Capacity | 2000A @ 65VDC |

Body Features

| | |
|----------------|-------|
| Actuator Color | Black |
|----------------|-------|

Contact Features

| | |
|-------------------|----------------|
| Trip Time at 200% | .6 – 8 seconds |
|-------------------|----------------|

Termination Features

| | |
|------------------------|------------|
| Terminal Configuration | 10-32 Stud |
|------------------------|------------|



Mechanical Attachment

| | |
|------------------|-----------------------|
| Mounting Options | 6-32 Mounting Threads |
|------------------|-----------------------|

Dimensions

| | |
|----------------|-----------------|
| Product Height | 63.5 mm[2.5 in] |
|----------------|-----------------|

Identification Marking

| | |
|----------------------|-------------------|
| Stamped Marking Type | International I/O |
|----------------------|-------------------|

Product Compliance

[For compliance documentation, visit the product page on TE.com>](#)

| | |
|---|---|
| EU RoHS Directive 2011/65/EU | Compliant with Exemptions |
| EU ELV Directive 2000/53/EC | Not Compliant |
| China RoHS 2 Directive MIIT Order No 32, 2016 | Restricted Materials Above Threshold |
| EU REACH Regulation (EC) No. 1907/2006 | Current ECHA Candidate List: JUNE 2025 (250) Candidate List Declared Against: JAN 2025 (247) SVHC > Threshold: Cadmium oxide (10% in M-43334-2) Article Safe Usage Statements: Use personal protective equipment as required. Do not eat, drink or smoke when using this product. Recycle if possible and dispose of the article by following all applicable governmental regulations relevant to your geographic location. |
| Halogen Content | Not Low Halogen - contains Br or Cl > 900 ppm. |
| Solder Process Capability | Not applicable for solder process capability |


Product Compliance Disclaimer

This information is provided based on reasonable inquiry of our suppliers and represents our current actual knowledge based on the information they provided. This information is subject to change. The part numbers that TE has identified as EU RoHS compliant have a maximum concentration of 0.1% by weight in homogenous materials for lead, hexavalent chromium, mercury, PBB, PBDE, DBP, BBP, DEHP, DIBP, and 0.01% for cadmium, or qualify for an exemption to these limits as defined in the Annexes of Directive 2011/65/EU (RoHS2). Finished electrical and electronic equipment products will be CE marked as required by Directive 2011/65/EU. Components may not be CE marked. Additionally, the part numbers that TE has identified as EU ELV compliant have a maximum concentration of 0.1% by weight in homogenous materials for lead, hexavalent chromium, and mercury, and 0.01% for cadmium, or qualify for an exemption to these limits as defined in the Annexes of Directive 2000/53/EC (ELV). Regarding the REACH Regulation, the information TE provides on SVHC in articles for this part number is based on the latest European Chemicals Agency (ECHA) 'Guidance on requirements for substances in articles' posted at this URL: <https://echa.europa.eu/guidance-documents/guidance-on-reach>



Compatible Parts

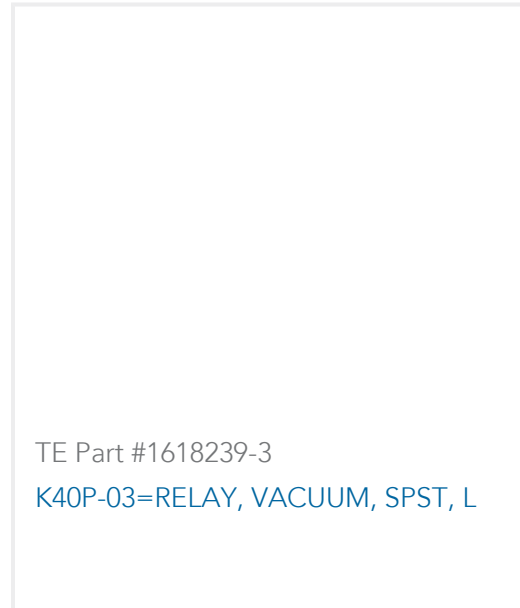
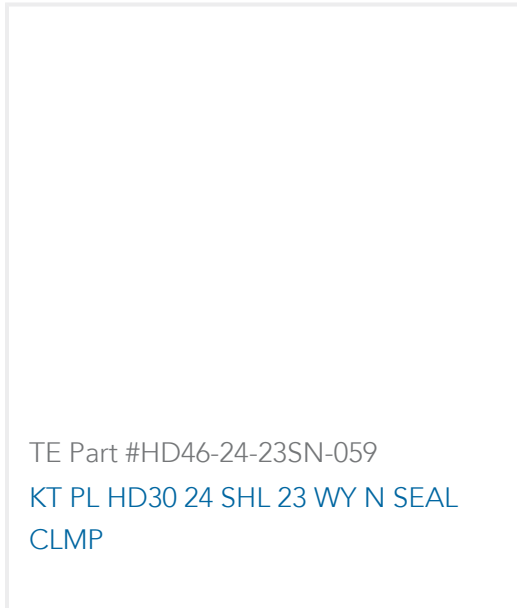


Also in the Series | **Potter & Brumfield W9**



Customers Also Bought





Documents

CAD Files

Customer View Model

[ENG_CVM_CVM_4-1393254-6_D.2d_dxf.zip](#)

English

3D PDF

3D

Customer View Model

[ENG_CVM_CVM_4-1393254-6_D.3d_igs.zip](#)

English

Customer View Model

[ENG_CVM_CVM_4-1393254-6_D.3d_stp.zip](#)

English

By downloading the CAD file I accept and agree to the [Terms and Conditions](#) of use.

Datasheets & Catalog Pages

[W6/W9 Magnetic Hydraulic Circuit Breaker](#)

English

Agency Approvals

[UL](#)

English

Looking for pricing, stock, or lifecycle information?

Click below to explore more details on WIN SOURCE:

[View W91-X152-30 on WIN SOURCE](#)

[TE Connectivity Information](#)

Optimize Your Supply Chain with WIN SOURCE Solutions

- ✓ Global Sourcing Solution
- ✓ Obsolete Management
- ✓ Cost Control Management
- ✓ Shortage Management
- ✓ Alternative Solution
- ✓ Excess Inventory Management