

W33-T2N1Q-15 ✓ ACTIVE

TE Internal #: 3-1393248-8

Thermal Circuit Breaker, Poles 1 & 2 - Series Trip Overload Sensor,
Illuminated, White Actuator, 250 VAC, 50 VDC, 15 A, 2 Pole

[View on TE.com >](#)



Relays & Contactors > Circuit Breakers



Circuit Breaker Type: **Thermal**

Circuit Function: **Poles 1 & 2 - Series Trip Overload Sensor**

Illuminated: **With**

Actuator Color: **White**

Operating Voltage: **250 VAC**

Features

Product Type Features

Circuit Breaker Style	Power Switch
Illumination Type	No Light
Actuator Type	Rocker
Circuit Breaker Type	Thermal
Illuminated	With

Configuration Features

Panel Cutout Size	22.22 x 44.45 mm
Circuit Function	Poles 1 & 2 - Series Trip Overload Sensor
Number of Poles	2

Electrical Characteristics

Operating Voltage	50 VDC
Current Rating	15 A
Interrupt Capacity	1000A @ 50VDC/250VAC or 1500A @ 125 /250VAC

Body Features

Actuator Color	White
----------------	-------

Contact Features

Trip Time at 200%	3 – 33 seconds
-------------------	----------------

Termination Features



Terminal Configuration	6.35 [.25] Straight Quick Connect Tab
------------------------	---------------------------------------

Mechanical Attachment

Mounting Options	Snap-In Panel Mount
------------------	---------------------

Dimensions

Panel Thickness (Recommended)	.81 – 6.35 mm [.032 – .25 in]
-------------------------------	-------------------------------

Identification Marking

Stamped Marking Type	International I/O
----------------------	-------------------

Product Compliance

[For compliance documentation, visit the product page on TE.com>](#)

EU RoHS Directive 2011/65/EU	Compliant with Exemptions
EU ELV Directive 2000/53/EC	Not Yet Reviewed
China RoHS 2 Directive MIIT Order No 32, 2016	Restricted Materials Above Threshold
EU REACH Regulation (EC) No. 1907/2006	<p>Current ECHA Candidate List: JUNE 2025 (250)</p> <p>Candidate List Declared Against: JAN 2025 (247)</p> <p>SVHC > Threshold:</p> <p>Cadmium oxide (10% in 17874790769)</p> <p>Pb (3.32% in 20855730462)</p> <p>Article Safe Usage Statements: Use personal protective equipment as required. Do not eat, drink or smoke when using this product. Wash thoroughly after handling. Recycle if possible and dispose of the article by following all applicable governmental regulations relevant to your geographic location.</p>
Halogen Content	Not Low Halogen - contains Br or Cl > 900 ppm.
Solder Process Capability	Not applicable for solder process capability

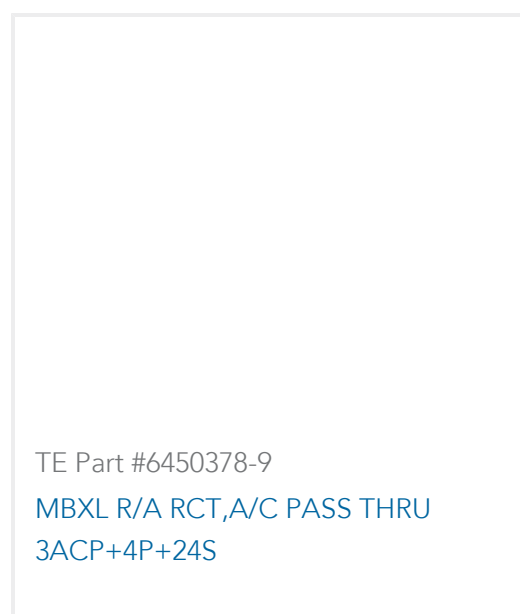


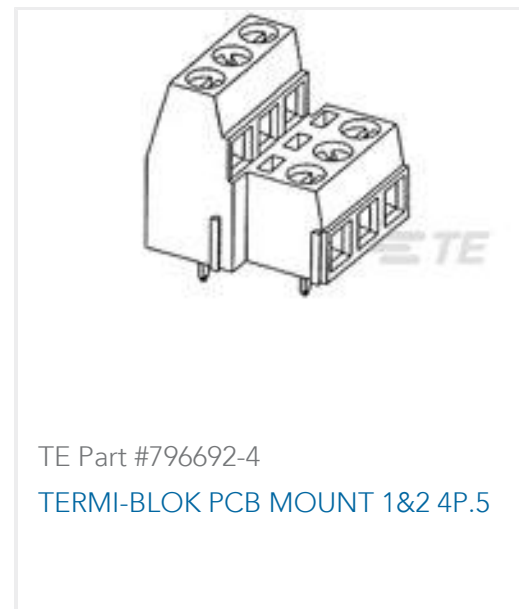
Product Compliance Disclaimer

This information is provided based on reasonable inquiry of our suppliers and represents our current actual knowledge based on the information they provided. This information is subject to change. The part numbers that TE has identified as EU RoHS compliant have a maximum concentration of 0.1% by weight in homogenous materials for lead, hexavalent chromium, mercury, PBB, PBDE, DBP, BBP, DEHP, DIBP, and 0.01% for cadmium, or qualify for an exemption to these limits as defined in the Annexes of Directive 2011/65/EU (RoHS2). Finished electrical and electronic equipment products will be CE marked as required by Directive 2011/65/EU. Components may not be CE marked. Additionally, the part numbers that TE has identified as EU ELV compliant have a maximum concentration of 0.1% by weight in homogenous materials for lead, hexavalent chromium, and mercury, and 0.01% for cadmium, or qualify for an exemption to these limits as defined in the Annexes of Directive 2000/53/EC (ELV). Regarding the REACH Regulation, the information TE provides on SVHC in articles for this part number is based on the latest European Chemicals Agency (ECHA) 'Guidance on requirements for substances in articles' posted at this URL: <https://echa.europa.eu/guidance-documents/guidance-on-reach>

Compatible Parts



Customers Also Bought



Documents

[CAD Files](#)

[3D PDF](#)

[3D](#)

[Customer View Model](#)

[ENG_CVM_CVM_3-1393248-8_B.2d_dxf.zip](#)

English

[Customer View Model](#)

[ENG_CVM_CVM_3-1393248-8_B.3d_igs.zip](#)

English



Customer View Model

[ENG_CVM_CVM_3-1393248-8_B.3d_stp.zip](#)

English

By downloading the CAD file I accept and agree to the [Terms and Conditions](#) of use.

Datasheets & Catalog Pages

[W33 Series](#)

English

[W33 One- and Two-Pole, Switchable Thermal Circuit Breaker / Power Switch With Optional Indicator Lamp](#)

English

Looking for pricing, stock, or lifecycle information?

Click below to explore more details on WIN SOURCE:

[View W33-T2N1Q-15 on WIN SOURCE](#)

[TE Connectivity Information](#)

Optimize Your Supply Chain with WIN SOURCE Solutions

- ✓ Global Sourcing Solution
- ✓ Obsolete Management
- ✓ Cost Control Management
- ✓ Shortage Management
- ✓ Alternative Solution
- ✓ Excess Inventory Management