

# High Frequency Ceramic Solutions

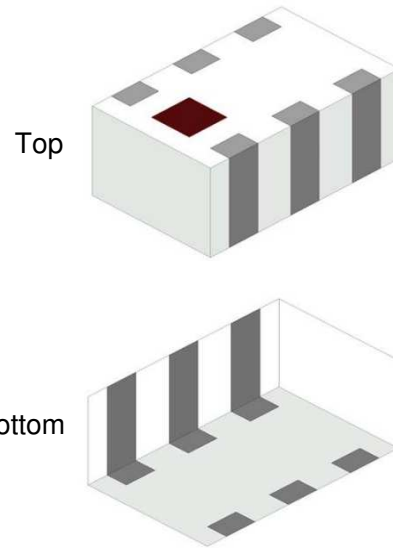
625 - 2815MHz Wideband Balun, 1:2 Impedance Ratio, EIA 0805

P/N 1720BL15A0100

Detail Specification: 9/23/2021

Page 1 of 4

General Specifications	
Part Number	1720BL15A0100
Frequency (MHz)	625 - 2815
Unbalanced Impedance ( $\Omega$ )	50
Balanced Impedance ( $\Omega$ )	100
Insertion Loss (dB)	1.5 max.
Return Loss (dB)	9.5 min.
Phase Difference (deg.)	180 $\pm$ 10
Amplitude Difference (dB)	1.0 max.
CMRR (dB)	20 min.
Power Capacity (W)	3 max. (CW)
Reel Quantity (pcs./reel)	4,000
Operating Temperature	-40 to +105°C
Recommended Storage Conditions and Period for unused Product on T&R	+5 to +35°C Humidity 45 - 75% RH 18 months max.



You can download measured s-parameters of this component at: <https://www.johansontechnology.com/baluns>

Part Number Explanation				
P/N Suffix	Packing Style	Bulk (loose pcs.)	Suffix = S	Eg. 1720BL15A0100S
		T & R	Suffix = E	Eg. 1720BL15A0100E
	Termination Style	Ni/Sn	Suffix = None	Eg. 1720BL15A0100(E or S)
	Evaluation Board	1720BL15A0100-EB1SMA (3 female SMA connectors)		

Mechanical Dimensions		
	In	mm
L	0.079 $\pm$ 0.004	2.00 $\pm$ 0.10
W	0.049 $\pm$ 0.004	1.25 $\pm$ 0.10
T	0.037 $\pm$ 0.004	0.95 $\pm$ 0.10
a	0.012 $\pm$ 0.004	0.30 $\pm$ 0.10
b	0.008 $\pm$ 0.004	0.20 $\pm$ 0.10
c	0.012 +0.004/0.008	0.30 +0.1/-0.2
g	0.014 $\pm$ 0.004	0.35 $\pm$ 0.10
p	0.026 $\pm$ 0.002	0.65 $\pm$ 0.05

Terminal Configuration	
1	Unbalanced Port
2	GND or DC feed + RF GND
3	Balanced Port
4	Balanced Port
5	GND
6	NC

Johanson Technology, Inc. reserves the right to make design changes without notice.  
All sales are subject to Johanson Technology, Inc. terms and conditions.



<https://www.johansontechnology.com>

4001 Calle Tecate • Camarillo, CA 93012, USA • TEL +1.805.389.1166

Ver 2.0

2021 Johanson Technology, Inc. All Rights Reserved

# High Frequency Ceramic Solutions

625 - 2815MHz Wideband Balun, 1:2 Impedance Ratio, EIA 0805

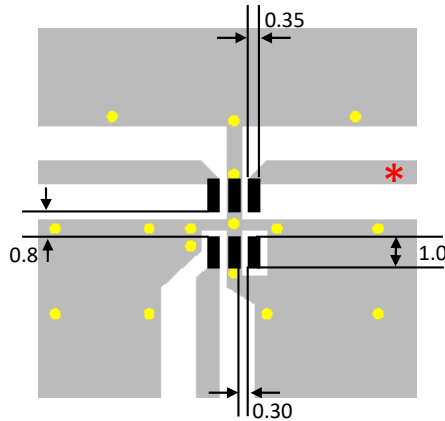
P/N 1720BL15A0100

Detail Specification: 9/23/2021

Page 2 of 4

## Mounting Considerations

Mount these devices with colored mark facing up.



Units in mm

■ Solder Resist

■ Land

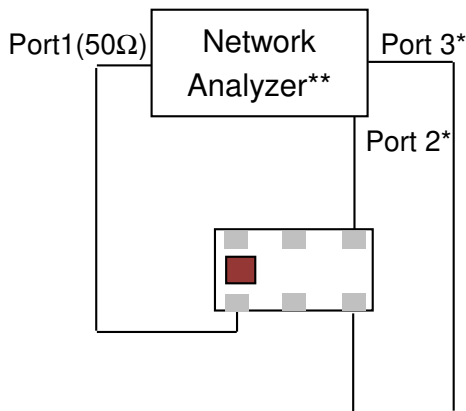
○ Through-hole (Φ0.3)

\* Transmission line width should be designed to match 50Ω characteristic impedance, depending on PCB material and thickness..

Need help with the layout, s-parameters, simulation, or design validation?

Send us a message at: <https://www.johansontechnology.com/ask-a-question>

## Measuring Diagram



Port 1: Unbalanced Port  
Ports 2 and 3: Balanced Port

$IL = S_{ds21}$   
 $RL = S_{ss11}$

$Amp\_balance = dB(S(2,1)/S(3,1))$   
 $Phase\_balance = Phase(S(2,1)/S(3,1))$

\* Impedance for ports 2 and 3 = Balanced Impedance/2

\*\* E5071B from Agilent

Johanson Technology, Inc. reserves the right to make design changes without notice.

All sales are subject to Johanson Technology, Inc. terms and conditions.



<https://www.johansontechnology.com>

4001 Calle Tecate • Camarillo, CA 93012, USA • TEL +1.805.389.1166

Ver 2.0

2021 Johanson Technology, Inc. All Rights Reserved

# High Frequency Ceramic Solutions

625 - 2815MHz Wideband Balun, 1:2 Impedance Ratio, EIA 0805

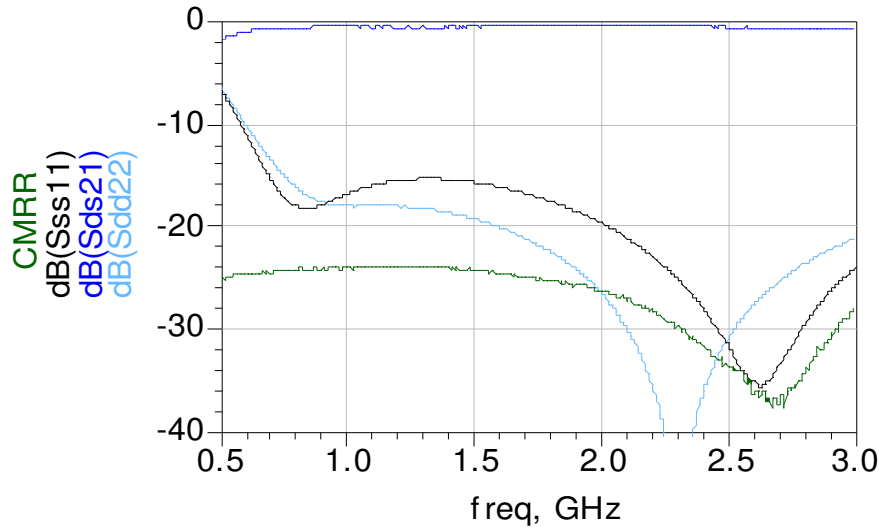
P/N 1720BL15A0100

Detail Specification: 9/23/2021

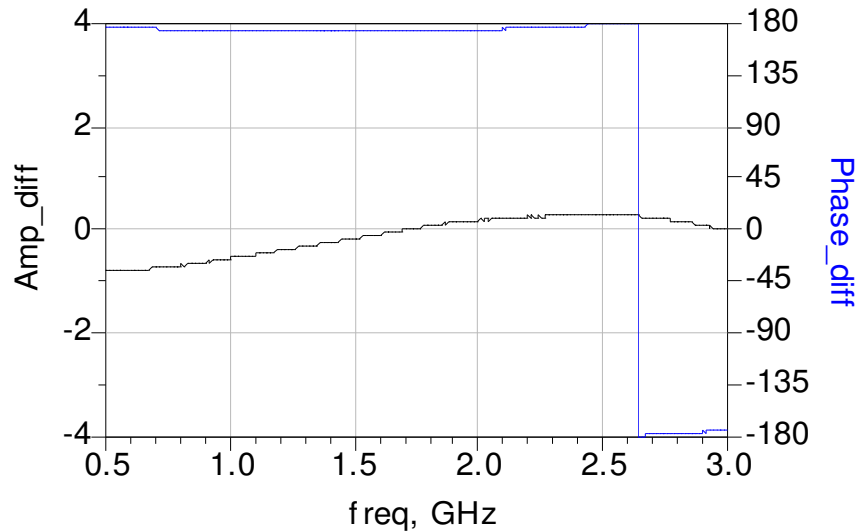
Page 3 of 4

## Typical Electrical Characteristics (T=25°C)

### Insertion and Return Loss



### Amplitude and Phase Balance



Johanson Technology, Inc. reserves the right to make design changes without notice.

All sales are subject to Johanson Technology, Inc. terms and conditions.



<https://www.johansontechnology.com>

4001 Calle Tecate • Camarillo, CA 93012, USA • TEL +1.805.389.1166

Ver 2.0

2021 Johanson Technology, Inc. All Rights Reserved

# High Frequency Ceramic Solutions

625 - 2815MHz Wideband Balun, 1:2 Impedance Ratio, EIA 0805

P/N 1720BL15A0100

Detail Specification: 9/23/2021

Page 4 of 4

## Application Notes, Layout Files, and more

<https://www.johansontechnology.com/baluns>

## Packaging information

<https://www.johansontechnology.com/tape-reel-packaging>

## Soldering Information

<https://www.johansontechnology.com/ipcsoldering-profile>

## MSL Info

<https://www.johansontechnology.com/msl-rating>

## Recommended Storage Condition and Max Shelf Life

<https://www.johansontechnology.com/recommended-storage-conditions>

## RoHS Compliance

<https://www.johansontechnology.com/rohs-compliance>

## Antenna layout and tuning techniques

<https://www.johansontechnology.com/tuning>

## Antenna layout review, tuning, and characterization services

<https://www.johansontechnology.com/ipc-antenna-services>

## P/N Explanation and Breakdown

<https://www.johansontechnology.com/ipc-pn-explained>

Johanson Technology, Inc. reserves the right to make design changes without notice.

All sales are subject to Johanson Technology, Inc. terms and conditions.



<https://www.johansontechnology.com>

4001 Calle Tecate • Camarillo, CA 93012, USA • TEL +1.805.389.1166

Ver 2.0

2021 Johanson Technology, Inc. All Rights Reserved

## Looking for pricing, stock, or lifecycle information?

Click below to explore more details on WIN SOURCE:

 [View 1720BL15A0100E on WIN SOURCE](#)

 [Johanson Technology Inc. Information](#)

## Optimize Your Supply Chain with WIN SOURCE Solutions

-  Global Sourcing Solution
-  Obsolete Management
-  Cost Control Management
-  Shortage Management
-  Alternative Solution
-  Excess Inventory Management