



MEAS | BETACURVE

TE Internal #: 11028086-00

TE Internal Description: DISCRETE 2.2K OHM,+/-0.1C FROM 0C TO 70C

Standard Epoxy NTC Thermistors

[View on TE.com >](#)

Sensors > Temperature Sensors > NTC Sensors > NTC Thermistors > Standard Epoxy NTC Thermistors



NTC Sensor Type: **Epoxy Coated NTC Thermistor**

Lead Wire Length: **76 mm [ 2.992 in ]**

Resistance (at 25°C): **2.252 kΩ**

Resistance Tolerance (at 25°C): **± .25 %**

β-Value(25/85): **3976 K**

[All Standard Epoxy NTC Thermistors \(92\)](#)

## Features

### Product Type Features

β-Value (0/50)	3892 K
Temperature Tolerance	± 0.1 °C from 0 – 70 °C
NTC Sensor Type	Epoxy Coated NTC Thermistor
Resistance Tolerance (at 25°C)	± .25 %
Tolerance β-Value	±.5 %

### Electrical Characteristics

β-Value(25/85)	3976 K
----------------	--------

### Body Features

Insulation Material	Polytetrafluoroethylene (PTFE)
Lead Wire Conductor Type	Silver Plated Copper Solid

### Dimensions

Lead Wire Size	30 AWG
Product Diameter	2.4 mm[.094 in]
Lead Wire Length	76 mm[2.992 in]

### Usage Conditions

--	--

Resistance (at 25°C)	2.252 kΩ
Operating Temperature Range	-40 – 125 °C[-40 – 257 °F]
Operating Temperature (Max)	125 °C[257 °F]

## Product Compliance

[For compliance documentation, visit the product page on TE.com>](#)

EU RoHS Directive 2011/65/EU	Compliant
EU ELV Directive 2000/53/EC	Out of Scope
China RoHS 2 Directive MIIT Order No 32, 2016	No Restricted Materials Above Threshold
EU REACH Regulation (EC) No. 1907/2006	Current ECHA Candidate List: JAN 2025 (247) Candidate List Declared Against: JUNE 2024 (241) Does not contain REACH SVHC
Halogen Content	Low Bromine/Chlorine - Br and Cl < 900 ppm per homogenous material. Also BFR /CFR/PVC Free
Solder Process Capability	Not reviewed for solder process capability


### Product Compliance Disclaimer

This information is provided based on reasonable inquiry of our suppliers and represents our current actual knowledge based on the information they provided. This information is subject to change. The part numbers that TE has identified as EU RoHS compliant have a maximum concentration of 0.1% by weight in homogenous materials for lead, hexavalent chromium, mercury, PBB, PBDE, DBP, BBP, DEHP, DIBP, and 0.01% for cadmium, or qualify for an exemption to these limits as defined in the Annexes of Directive 2011/65/EU (RoHS2). Finished electrical and electronic equipment products will be CE marked as required by Directive 2011/65/EU. Components may not be CE marked. Additionally, the part numbers that TE has identified as EU ELV compliant have a maximum concentration of 0.1% by weight in homogenous materials for lead, hexavalent chromium, and mercury, and 0.01% for cadmium, or qualify for an exemption to these limits as defined in the Annexes of Directive 2000/53/EC (ELV). Regarding the REACH Regulation, the information TE provides on SVHC in articles for this part number is based on the latest European Chemicals Agency (ECHA) 'Guidance on requirements for substances in articles' posted at this URL: <https://echa.europa.eu/guidance-documents/guidance-on-reach>

## Compatible Parts



Also in the Series | **BETACURVE**



NTC Thermistors(93)


## Customers Also Bought



TE Part #W4SC  
WEDGE LOCK, 4P, PLG, GRN, STD,  
DT, C



TE Part #K1060185  
Relay 29-014-12



TE Part #5950112012  
TFE-10-X-STK



TE Part #0120930001  
TMS-SCE-1K-3/8-2.0-9




TE Part #5-102589-8  
12 MODII 2PC HDR DRRRA SHRD,  
ROHS




TE Part #185879-2  
26W MQS COVER ASSY BLUE




TE Part #1-1703498-2  
2POS, MCON 1.2 LL TAB SEALED  
COD A



TE Part #89CV-05KS-5R  
NISO,1/4-19BSP,3/4HEX,CABLE



TE Part #4-175642-0  
1.25FP,P10,SL,B,N,TU,5.00,5.80



TE Part #6-179016-0  
1.25FP,P10,SL,B,N,TR,5.00,5.80,WCAP

## Documents

### CAD Files

3D PDF

3D

### Customer View Model

[ENG\\_CVM\\_CVM\\_11028086-00\\_K.2d\\_dxf.zip](#)

English

### Customer View Model

[ENG\\_CVM\\_CVM\\_11028086-00\\_K.3d\\_igs.zip](#)



English

Customer View Model

[ENG\\_CVM\\_CVM\\_11028086-00\\_K.3d\\_stp.zip](#)

English

By downloading the CAD file I accept and agree to the [Terms and Conditions](#) of use.

---

### Datasheets & Catalog Pages

[GA2.2K3A1i SERIES II THERMISTORS](#)

English

[CAT-NTC0001 Epoxy coated NTC Thermistors](#)

English

Looking for pricing, stock, or lifecycle information?

Click below to explore more details on WIN SOURCE:

[View GA2.2K3A1IA on WIN SOURCE](#)

[TE Connectivity Information](#)

### Optimize Your Supply Chain with WIN SOURCE Solutions

- ✓ Global Sourcing Solution
- ✓ Obsolete Management
- ✓ Cost Control Management
- ✓ Shortage Management
- ✓ Alternative Solution
- ✓ Excess Inventory Management