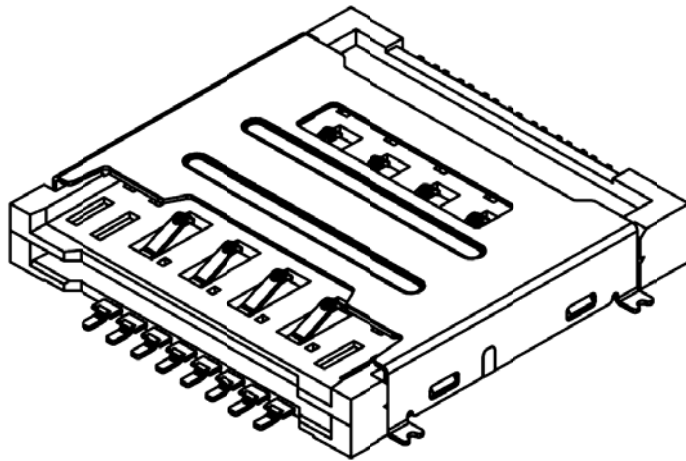


PRODUCT SPECIFICATION

Part Number	SIM6050	Rev	C	Date	03/05/18		
Product Description	Dual SIM Card Connector, Retainer Type, 2x8-Pin, SMT, 3.0mm Profile				Page	1	
Doc Number	SIM6050	Prepared	CC	Checked	VJ	Approved	MC



PRODUCT SPECIFICATION

Part Number	SIM6050	Rev	C	Date	03/05/18		
Product Description	Dual SIM Card Connector, Retainer Type, 2x8-Pin, SMT, 3.0mm Profile			Page	2		
Doc Number	SIM6050	Prepared	CC	Checked	VJ	Approved	MC

1.0 SCOPE.

This specification covers performance, tests and quality requirements for the Dual SIM Card Connector SIM6050 (Retainer Type, 2x8-Pin, SMT, 3.0mm Profile).

2.0 PRODUCT NAME AND PART NUMBER.

Dual SIM Card Connector, 2x8 Pin Retainer Type: SIM6050.

3.0 PRODUCT SHAPE, DIMENSIONS AND MATERIAL.

Please refer to drawings.

4.0 RATINGS.

Current rating 0.5A Per Pin

Voltage rating30V RMS

Operating Temperature Range-40°C to +85°C

5.0 TEST AND MEASUREMENT CONDITIONS.

Product is designed to meet electrical, mechanical and environmental performance requirements specified in Paragraph 6.0. All tests are performed under the following conditions unless otherwise specified.

6.0 PERFORMANCE.

Item	Test Condition	Requirement
Examination of Product	Visual, dimensional and functional inspection as per quality plan.	Product shall meet requirements of product drawing and specification.

PRODUCT SPECIFICATION

Part Number	SIM6050	Rev	C	Date	03/05/18		
Product Description	Dual SIM Card Connector, Retainer Type, 2x8-Pin, SMT, 3.0mm Profile			Page	3		
Doc Number	SIM6050	Prepared	CC	Checked	VJ	Approved	MC

6.1 Electrical Performance.

Item	Test Condition	Requirement
Contact Resistance	Mate connectors: apply a maximum voltage of 20mV and a current of 10mA and in accordance with EIA-364-23	100 mΩ maximum
Insulation Resistance	Measurement shall be performed after 60 second from voltage application 500VDC between the contact and in accordance with EIA-364-23	100 MΩ minimum
Dielectric Withstanding Voltage	200VAC(RMS) for 1 minute, 50Hz. Voltage application as above indicated and in accordance with EIA-364-20	No voltage breakdown

6.2 Mechanical Performance.

Item	Test Condition	Requirement
Retention Force	Remove the SIM card at the speed rate of 25+/-3mm/min	1.2 N Min
Durability	Insertion and withdrawal are repeated 5000 cycles with card at the speed rate of 400~600 cycles/hour. Exchange new card every 4000 cycles. The specified measurement shall be performed the following cycles and in accordance with EIA-364-09.	Appearance: no damage Contact Resistance: 100 mΩ Maximum
Vibration	Mate card and subjected to the following vibration conditions, for a period of 2 hours in each of 3 mutually perpendicular axes, with passing DC 1mA during the test. Amplitude : 1.52mm P-P or 19.6m/s ² {2G} Frequency : 10-55-10Hz shall be traversed in 1 minute and in accordance with EIA-364-28.	Appearance: no damage <1 ms discontinuity Contact Resistance: 100 mΩ Maximum
Mechanical Shock	Mate card and subjected to the following shock conditions. 3 mutually perpendicular axis, passing DC 1mA current during the test. (Total of 18 shocks) Test pulse: Half Sine Peak value: 490m/s ² {50G} Duration: 11ms and in accordance with EIA-364-27.	Appearance: no damage <1ms discontinuity Contact Resistance: 100 mΩ Maximum

PRODUCT SPECIFICATION

Part Number	SIM6050	Rev	C	Date	03/05/18		
Product Description	Dual SIM Card Connector, Retainer Type, 2x8-Pin, SMT, 3.0mm Profile			Page	4		
Doc Number	SIM6050	Prepared	CC	Checked	VJ	Approved	MC

6.3 Environmental Performance and Others.

Item	Test Condition	Requirement
Thermal Shock	The card shall be mated and exposed to the following condition for 25 cycles. 1 cycle: a) -40 ± 3 for 30 minutes. b) $+85\pm 2$ for 30 minutes Transit time shall be within 3 minutes, Recovery time 1~2 hours and in accordance with EIA-364-32	No evidence of physical damage, discharge, flashes or corrosion in contact areas. Contact Resistance: 100 mΩ Maximum
High Relative Humidity Exposure	The card shall be mated and exposed to the condition of $+60\pm 2$ @ 90~95% Humidity for 96 hours. Recovery time 1~2 hours and in accordance with EIA-364-31	
Salt Water Spray	The card shall be mated and exposed to the following salt mist conditions. At the completion of the exposure period, salt deposits shall be removed by a gentle wash or dip in running water, after which the specified measurements shall be performed. NaCl solution: Concentration : $5\pm 1\%$ Spray time : 48 hours Temperature : $35\pm 2^{\circ}\text{C}$ In accordance with EIA-362-26 condition A	
High Temperature Exposure	The card shall be mated and exposed to the condition of $+85\pm 2$ for 96 hours, less than 25% relative	
Low Temperature Exposure	The card shall be mated and exposed to the condition of -40 ± 3 for 96 hours. Recovery time 1~2 hours and in accordance with EIA-364-59	
Temperature Rise	Mate card and measure the temperature rise of contact, when rated current is passed and in accordance with EIA-364-70 method 1	30°C Max
Solderability	Dip solder tails into molten solder, held at a temperature of $250\pm 5^{\circ}\text{C}$ up to 0.5mm from the tip of the tails for 3 ± 0.5 second.	Contact solder Pad shall have a Min. 95% solder coverage
Resistance to Reflow Soldering Heat.	Mount connector, place in reflow oven and expose to the temperature profile shown in fig 1.0	No damage After 3 times of reflow
Hand Soldering Temperature Resistance (rework)	$300^{\circ}\text{C} < T < 350^{\circ}\text{C}$ for 3s at least, 2 times	No evidence of physical damage

PRODUCT SPECIFICATION

Part Number	SIM6050	Rev	C	Date	03/05/18
Product Description	Dual SIM Card Connector, Retainer Type, 2x8-Pin, SMT, 3.0mm Profile			Page	5
Doc Number	SIM6050	Prepared	CC	Checked	VJ
				Approved	MC

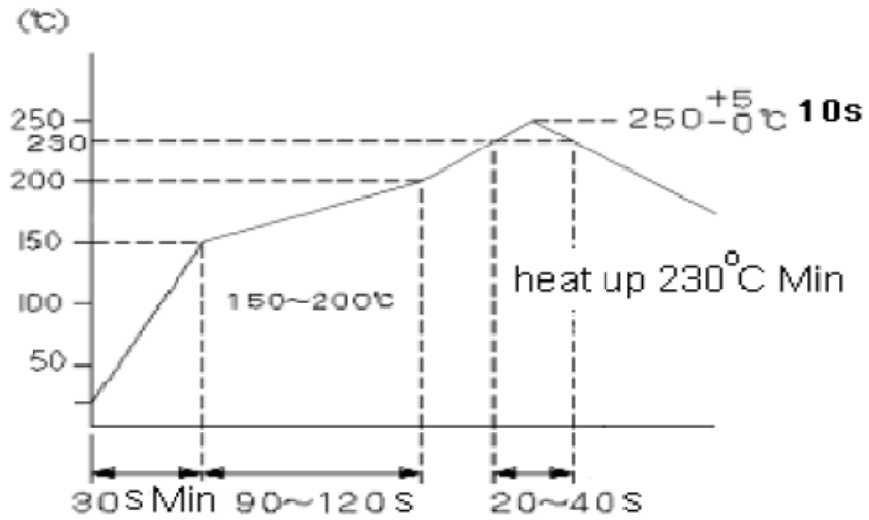


Fig.1 Recommended Reflow Profile – 1 Cycle

PRODUCT SPECIFICATION

Part Number	SIM6050	Rev	C	Date	03/05/18		
Product Description	Dual SIM Card Connector, Retainer Type, 2x8-Pin, SMT, 3.0mm Profile				Page	6	
Doc Number	SIM6050	Prepared	CC	Checked	VJ	Approved	MC

7.0 PRODUCT QUALIFICATION AND TEST SEQUENCE

Test Item	1	2	3	4	5	6	7	8	9
Contact Resistance	2,6	2,4,6	2,6,8	2,4,6	2,4				
Insulation Resistance	3,7		3,9						
Dielectric Withstanding Voltage	4,8		4,10						
Temperature Rise						1			
Durability	5								
Vibration				3					
Mechanical Shock				5					
High Relative Humidity Exposure			7						
Low Temperature Exposure		3							
High Temperature Exposure		5							
Thermal Shock			5						
Salt Spray Test					3				
Solderability							1		
Retention Force								1	
Resistance to Soldering Reflow Heat	1	1	1	1	1				
Hand Soldering Temperature Resistance									1

PRODUCT SPECIFICATION



Part Number	SIM6050	Rev	C	Date	03/05/18		
Product Description	Dual SIM Card Connector, Retainer Type, 2x8-Pin, SMT, 3.0mm Profile			Page	7		
Doc Number	SIM6050	Prepared	CC	Checked	VJ	Approved	MC

Revision details :-

Revision	Information	Page	Release Date
A	Specification Released	-	28/05/10
B	Graph label Was 'Thermal Shock Profile' Now 'Recommended Reflow Profile'	5	06/09/10
C	1.Change Volatage Rating from 30VAC to 30V rms 2.Change Current Rating from 0.5VAC rms Max to 0.5A per pin 3.Change Dielectric Withstanding from 1000V AC (RMS) 50HZ (60 sec min) to 200VAC (60 sec min) 4.Change Insulation Resistance from 1000MΩ min(Apply 500VDC) to 100MΩ min (Apply 500VDC) 5.Change Contact Resistance from 30mΩ max to 100 mΩ max	2,3,4	02/05/18

Looking for pricing, stock, or lifecycle information?

Click below to explore more details on WIN SOURCE:

-  [View SIM6050-8-0-30-00-A on WIN SOURCE](#)
-  [GCT Information](#)

Optimize Your Supply Chain with WIN SOURCE Solutions

-  Global Sourcing Solution
-  Obsolete Management
-  Cost Control Management
-  Shortage Management
-  Alternative Solution
-  Excess Inventory Management