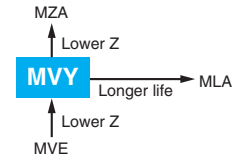


Alchip™-MVY Series

- Endurance : 1,000 to 5,000 hours at 105°C
- Low impedance
- For digital equipment, especially DC-DC converters
- Solvent resistant type except 80 & 100V_{dc} (see PRECAUTIONS AND GUIDELINES)
- Vibration resistant structure
- RoHS2 Compliant
- AEC-Q200 compliant : Please contact Chemi-Con for more details, test data, information.



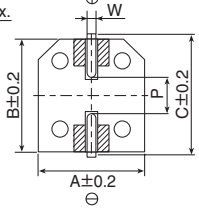
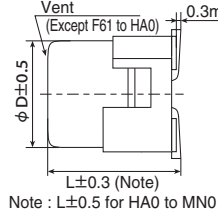
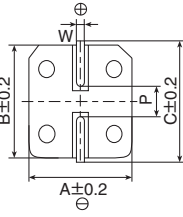
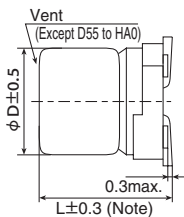
SPECIFICATIONS

Items	Characteristics											
Category	-55 to +105°C (6.3 to 63V _{dc}) -40 to +105°C (80 & 100V _{dc})											
Temperature Range												
Rated Voltage Range	6.3 to 100V _{dc}											
Capacitance Tolerance	±20% (M) (at 20°C, 120Hz)											
Leakage Current	I=0.01CV or 3μA, whichever is greater. Where, I : Max. leakage current (μA), C : Nominal capacitance (μF), V : Rated voltage (V) (at 20°C after 2 minutes)											
Dissipation Factor (tan δ)	Rated voltage (V _{dc})	6.3V	10V	16V	25V	35V	50V	63V	80V	100V	When nominal capacitance exceeds 1,000μF, add 0.02 to the value above for each 1,000μF increase. (at 20°C, 120Hz)	
	tan δ (Max.)	F55 to F80	0.24	0.20	0.16	0.14	0.12	0.12	—	—		—
		HA0 & JA0	0.28	0.24	0.20	0.16	0.14	0.12	—	—		—
Low Temperature Characteristics (Max. Impedance Ratio)	Rated voltage (V _{dc})	6.3V	10V	16V	25V	35V	50V	63V	80V	100V	(at 120Hz)	
	Z(-40°C)/Z(+20°C)	F55 to JA0	3	2	2	2	2	2	—	—		—
		KE0 to MN0	10	8	6	4	3	3	3	3		3
Endurance	The following specifications shall be satisfied when the capacitors are restored to 20°C after the rated voltage is applied for specified time at 105°C.											
Time	F55 to F80	: 1,000 hours										
	HA0 & JA0	: 2,000 hours										
	KE0 to MN0	: 5,000 hours										
	Rated voltage	6.3V _{dc} (F55 to JA0)					6.3 to 100V _{dc}					
	Capacitance change	≤ ±30% of the initial value					≤ ±20% of the initial value					
	D.F. (tan δ)	≤300% of the initial specified value					≤200% of the initial specified value					
Shelf Life	The following specifications shall be satisfied when the capacitors are restored to 20°C after exposing them for 1,000 hours at 105°C without voltage applied. Before the measurement, the capacitor shall be preconditioned by applying voltage according to Item 4.1 of JIS C 5101-4.											
	Rated voltage	6.3V _{dc} (F55 to JA0)					6.3 to 100V _{dc}					
	Capacitance change	≤ ±30% of the initial value					≤ ±20% of the initial value					
	D.F. (tan δ)	≤300% of the initial specified value					≤200% of the initial specified value					
	Leakage current	≤The initial specified value					≤The initial specified value					

DIMENSIONS [mm]

- Terminal Code : A
- Size code : F55 to MN0

- Terminal Code : G (Vibration resistant structure)
- Size code : F61 to MN0

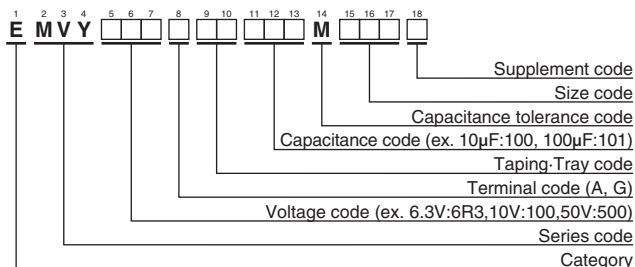


Note : L±0.5 for HA0 to MN0

▨ : Dummy terminals

Size code	D	L	A	B	C	W	P
F55	6.3	5.2	6.6	6.6	7.2	0.5 to 0.8	1.9
F61	6.3	5.8	6.6	6.6	7.2	0.5 to 0.8	1.9
F80	6.3	7.7	6.6	6.6	7.2	0.5 to 0.8	1.9
HA0	8	10.0	8.3	8.3	9.0	0.7 to 1.1	3.1
JA0	10	10.0	10.3	10.3	11.0	0.7 to 1.1	4.5
KE0	12.5	13.5	13.0	13.0	13.7	1.0 to 1.3	4.2
KG5	12.5	16.0	13.0	13.0	13.7	1.0 to 1.3	4.2
LH0	16	16.5	17.0	17.0	18.0	1.0 to 1.3	6.5
LN0	16	21.5	17.0	17.0	18.0	1.0 to 1.3	6.5
MH0	18	16.5	19.0	19.0	20.0	1.0 to 1.3	6.5
MN0	18	21.5	19.0	19.0	20.0	1.0 to 1.3	6.5

PART NUMBERING SYSTEM




Please refer to "Product code guide (surface mount type)"

MARKING

F55 to JA0
EX) 6.3V100μF

KE0 to MN0
EX) 16V1,000μF





Alchip™-MVY Series

◆STANDARD RATINGS

WV (V _{dc})	Cap (μF)	Size code	Impedance (Ω max./20°C, 100kHz)	Rated ripple current (mA rms/105°C, 100kHz)	Part No.	WV (V _{dc})	Cap (μF)	Size code	Impedance (Ω max./20°C, 100kHz)	Rated ripple current (mA rms/105°C, 100kHz)	Part No.	
6.3	100	F55	1.0	140	EMVY6R3ARA101MF55G	25	1,000	LH0	0.054	1,260	EMVY250□RA102MLH0S	
	220	F55	1.0	140	EMVY6R3ARA221MF55G		1,000	MH0	0.054	1,350	EMVY250□RA102MMH0S	
	330	F80	0.34	280	EMVY6R3□RA331MF80G		2,200	LNO	0.038	1,630	EMVY250□RA222MLN0S	
	470	HA0	0.30	450	EMVY6R3□RA471MHA0G		2,200	MNO	0.038	1,750	EMVY250□RA222MMN0S	
	680	HA0	0.30	450	EMVY6R3□RA681MHA0G		3,300	MNO	0.038	1,750	EMVY250□RA332MMN0S	
	1,000	HA0	0.30	450	EMVY6R3□RA102MHA0G		35	22	F55	1.0	140	EMVY350ARA220MF55G
	1,500	JA0	0.15	670	EMVY6R3□RA152MJA0G	33		F55	1.0	140	EMVY350ARA330MF55G	
	2,200	KE0	0.070	820	EMVY6R3□RA222MKE0S	47		F55	1.0	140	EMVY350ARA470MF55G	
	2,200	LH0	0.054	1,260	EMVY6R3□RA422MLH0S	47		F61	1.0	140	EMVY350□RA470MF61G	
	3,300	KG5	0.060	950	EMVY6R3□RA332MKG5S	68		F80	0.34	280	EMVY350□RA680MF80G	
	3,300	MH0	0.054	1,350	EMVY6R3□RA332MMH0S	100		HA0	0.30	450	EMVY350□RA101MHA0G	
	4,700	LNO	0.038	1,630	EMVY6R3□RA472MLN0S	220		HA0	0.30	450	EMVY350□RA221MHA0G	
	4,700	MH0	0.054	1,350	EMVY6R3□RA472MMH0S	330		JA0	0.15	670	EMVY350□RA331MJA0G	
	6,800	LNO	0.038	1,630	EMVY6R3□RA682MLN0S	470		KE0	0.070	820	EMVY350□RA471MKE0S	
6,800	MNO	0.038	1,750	EMVY6R3□RA682MMN0S	470	LH0		0.054	1,260	EMVY350□RA471MLH0S		
8,200	MNO	0.038	1,750	EMVY6R3□RA822MMN0S	1,000	LH0		0.054	1,260	EMVY350□RA102MLH0S		
10	47	F55	1.0	140	EMVY100ARA470MF55G	1,000		MH0	0.054	1,350	EMVY350□RA102MMH0S	
	100	F55	1.0	140	EMVY100ARA101MF55G	2,200		MNO	0.038	1,750	EMVY350□RA222MMN0S	
	220	F80	0.34	280	EMVY100□RA221MF80G	50		10	F55	2.0	70	EMVY500ARA100MF55G
	330	HA0	0.30	450	EMVY100□RA331MHA0G		22	F55	2.0	70	EMVY500ARA220MF55G	
	470	HA0	0.30	450	EMVY100□RA471MHA0G		33	F80	0.60	170	EMVY500□RA330MF80G	
	680	JA0	0.15	670	EMVY100□RA681MJA0G		47	F80	0.60	170	EMVY500□RA470MF80G	
	1,000	JA0	0.15	670	EMVY100□RA102MJA0G		68	HA0	0.60	300	EMVY500□RA680MHA0G	
	2,200	KG5	0.060	950	EMVY100□RA222MKG5S		100	HA0	0.60	300	EMVY500□RA101MHA0G	
	2,200	LH0	0.054	1,260	EMVY100□RA222MLH0S		220	JA0	0.30	500	EMVY500□RA221MJA0G	
	3,300	LH0	0.054	1,260	EMVY100□RA332MLH0S		330	KE0	0.11	650	EMVY500□RA331MKE0S	
	3,300	MH0	0.054	1,350	EMVY100□RA332MMH0S		330	LH0	0.087	900	EMVY500□RA331MLH0S	
	4,700	LNO	0.038	1,630	EMVY100□RA472MLN0S		470	LH0	0.087	900	EMVY500□RA471MLH0S	
	4,700	MNO	0.038	1,750	EMVY100□RA472MMN0S		470	MH0	0.087	1,060	EMVY500□RA471MMH0S	
	6,800	MNO	0.038	1,750	EMVY100□RA682MMN0S		1,000	MNO	0.050	1,520	EMVY500□RA102MMN0S	
16	33	F55	1.0	140	EMVY160ARA330MF55G		63	68	KE0	0.19	500	EMVY630□RA680MKE0S
	47	F55	1.0	140	EMVY160ARA470MF55G			100	KE0	0.19	500	EMVY630□RA101MKE0S
	100	F55	1.0	140	EMVY160ARA101MF55G	220		KE0	0.19	500	EMVY630□RA221MKE0S	
	220	F80	0.34	280	EMVY160□RA221MF80G	220		LH0	0.12	845	EMVY630□RA221MLH0S	
	330	HA0	0.30	450	EMVY160□RA331MHA0G	330		LH0	0.12	845	EMVY630□RA331MLH0S	
	470	HA0	0.30	450	EMVY160□RA471MHA0G	330		MH0	0.12	905	EMVY630□RA331MMH0S	
	680	JA0	0.15	670	EMVY160□RA681MJA0G	470		LNO	0.085	1,100	EMVY630□RA471MLN0S	
	1,000	KE0	0.070	820	EMVY160□RA102MKE0S	470		MH0	0.12	905	EMVY630□RA471MMH0S	
	1,000	LH0	0.054	1,260	EMVY160□RA102MLH0S	80		100	KE0	0.33	450	EMVY800□RA101MKE0S
	2,200	LH0	0.054	1,260	EMVY160□RA222MLH0S			220	KG5	0.26	550	EMVY800□RA221MKG5S
	2,200	MH0	0.054	1,350	EMVY160□RA222MMH0S			330	LNO	0.16	900	EMVY800□RA331MLN0S
	3,300	LNO	0.038	1,630	EMVY160□RA332MLN0S			330	MH0	0.24	700	EMVY800□RA331MMH0S
	3,300	MH0	0.054	1,350	EMVY160□RA332MMH0S			470	MNO	0.16	950	EMVY800□RA471MMN0S
	4,700	MNO	0.038	1,750	EMVY160□RA472MMN0S			100	47	KE0	0.33	450
25	22	F55	1.0	140	EMVY250ARA220MF55G	68	KE0		0.33	450	EMVY101□RA680MKE0S	
	33	F55	1.0	140	EMVY250ARA330MF55G	100	KE0		0.33	450	EMVY101□RA101MKE0S	
	47	F55	1.0	140	EMVY250ARA470MF55G	100	LH0		0.24	650	EMVY101□RA101MLH0S	
	100	F80	0.34	280	EMVY250□RA101MF80G	220	LNO		0.16	900	EMVY101□RA221MLN0S	
	220	HA0	0.30	450	EMVY250□RA221MHA0G	220	MH0		0.24	700	EMVY101□RA221MMH0S	
	330	HA0	0.30	450	EMVY250□RA331MHA0G	330	MNO	0.16	950	EMVY101□RA331MMN0S		
	470	JA0	0.15	670	EMVY250□RA471MJA0G							

□ : Enter the appropriate terminal code.

*1: Assembly boards with the designated products attached cannot be cleaned.

◆RATED RIPPLE CURRENT MULTIPLIERS

● Frequency Multipliers

Size code	Capacitance(μF)	Frequency(Hz)			
		120	1k	10k	100k
F55 to JA0	10 to 100	0.40	0.75	0.90	1.00
	220 to 470	0.50	0.85	0.94	1.00
	680 to 1,500	0.60	0.87	0.95	1.00

Size code	Capacitance(μF)	Frequency(Hz)			
		120	1k	10k	100k
KE0 to MNO	47 to 100	0.40	0.75	0.90	1.00
	220 to 470	0.50	0.85	0.94	1.00
	1,000	0.60	0.87	0.95	1.00
	2,200 to 3,300	0.75	0.90	0.95	1.00
	4,700 to 8,200	0.85	0.95	0.98	1.00

The deterioration of aluminum electrolytic capacitors accelerates their life due to the internal heating produced by ripple current. For details, refer to Section "5-3 Ripple Current Effect on Lifetime" in the catalog, Technical Note.



- Always read "Notes on Use" before using the product in order to enable you to use the product correctly and prevent any faults and accidents from occurring.
- Request the Product Specification on the product of NIPPON CHEMI-CON CORPORATION to refer to it as well as this brochure prior to the order of the products. Some specific notes on use of the ordered product may be described in the specifications.
- The products listed in this catalog are designed and manufactured for general electronics equipment use and are not intended for use in applications that can adversely affect human life; where the malfunction of equipment may cause damage to life or property. In addition, our products are not intended to be used in specific applications that may cause a major social impact. Please consult with us in advance of usage of our products in the following listed applications. ① Aerospace equipment ② Power generation equipment such as thermal power, nuclear power etc. ③ Medical equipment ④ Transport equipment (automobiles, trains, ships, etc.) ⑤ Transportation control equipment ⑥ Disaster prevention / crime prevention equipment ⑦ Highly publicized information processing equipment ⑧ Submarine equipment ⑨ Other applications that are not considered general-purpose applications.
- The circuits described as examples in this catalog and the "delivery specifications" are featured in order to show the operations and usage of our products, however, this fact does not guarantee that the circuits are available to function in your equipment systems. We are not in any case responsible for any failures or damage caused by the use of information contained herein. You should examine our products, of which the characteristics are described in the "delivery specifications" and other documents, and determine whether or not our products suit your requirements according to the specifications of your equipment systems. Therefore, you bear final responsibility regarding the use of our products.
Please make sure that you take appropriate safety measures such as use of redundant design and malfunction prevention measures in order to prevent fatal accidents and/or fires in the event any of our products malfunction.
- We strongly recommend our customers to purchase Nippon Chemi-Con products only through our official sales channels. We assume no responsibility for any defects or damages caused by using products purchased from outside our official sales channel or of counterfeit goods. In addition, we will ask the customer to pay the investigation cost for products purchased outside our official sales channel.
- We reserve the right to discontinue production and delivery of products. We do not guarantee that all the products included in this catalog will be available in the future.
The aforementioned does not apply in the case of individual agreements deviating from the foregoing for customer-specific products
- We continually strive to improve the quality and reliability of our products, but in any case that our product does not meet our published specifications, please stop using it promptly and contact us immediately. As for compensation for non-conforming goods delivered by Chemi-Con, we will limit it only to goods found in non-compliance of our published specifications. This may be accomplished by a no cost replacement of non-conforming individual products, a credit of the piece price paid per each individual non-conforming product, or in other ways deemed necessary.
In addition, we have an established system with enhanced traceability, therefore we will limit the applicable lot items for any potential compensation.

[Part Numbering System](#)

[Part Numbering System \(Appendix\)](#)

[Standardization](#)

[Available Items by Manufacturing Locations](#)

[Environmental Measures](#)

[Technical Note](#)

[Precautions and Guidelines](#)

[Recommended Soldering Conditions](#)

[Taping, Lead-preforming and Packaging](#)

[Available Terminals for Snap-in and Screw Mount Type](#)

Looking for pricing, stock, or lifecycle information?

Click below to explore more details on WIN SOURCE:

- ⊖ [View EMVY350ARA470MF55G on WIN SOURCE](#)
- ⊖ [United Chemi-Con Information](#)

Optimize Your Supply Chain with WIN SOURCE Solutions

- ✓ Global Sourcing Solution
- ✓ Obsolete Management
- ✓ Cost Control Management
- ✓ Shortage Management
- ✓ Alternative Solution
- ✓ Excess Inventory Management