

Type AFK -55 °C to 105 °C

SMT Aluminum Electrolytic Capacitors - Lowest E.S.R., 105 °C

Low Impedance and Long-Life for Filtering, Bypassing and Power Supply Decoupling



Type AFK Capacitors are the best and by a wide margin. With 40% to 60% lower impedance, 30% to 50% smaller case size and more than twice the life compared to low-ESR type AFC, the Type AFK also excels at cold performance down to -55 °C. In addition, this terrific low-impedance performance, approaching low-ESR tantalum capacitors, is at a significant cost savings compared to tantalum. The vertical cylindrical cases facilitate automatic mounting and reflow soldering into the same footprint of like-rated tantalum capacitors except without the need for voltage derating.

Highlights

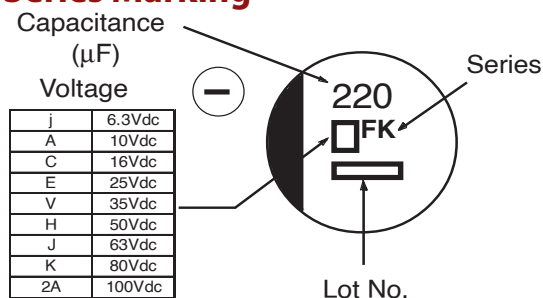
- +105 °C, Up to 5000 Hour Load Life
- Capacitance Range: 3.3 μF to 6800 μF
- Voltage Range: 6.3 Vdc to 100 Vdc
- AEC-Q200 Compliant

Specifications

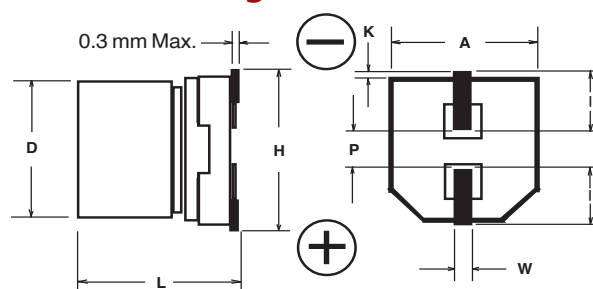
| Capacitance Range | 1.0 μF to 1500 μF | | | | | | | | | | | | | | | | | | |
|--|---|-----------|----------|--------|---------|--------|---------|------|------|------|------|------|------|------|------|-----|------|------|------|
| Capacitance Tolerance | ±20% @ 120 Hz and +20 °C | | | | | | | | | | | | | | | | | | |
| Rated Voltage | 6.3, 10, 16, 25, 35, 50, 63, 80 & 100 Vdc | | | | | | | | | | | | | | | | | | |
| Operating Temperature Range | -55 °C to +105 °C | | | | | | | | | | | | | | | | | | |
| Leakage Current | I = 0.01 CV or 3 (μA) whichever is greater after 2 minutes | | | | | | | | | | | | | | | | | | |
| Dissipation Factor | <table border="1"> <tr> <th>6.3V</th> <th>10V</th> <th>16V</th> <th>25V</th> <th>35V</th> <th>50V</th> <th>63V</th> <th>80V</th> <th>100V</th> </tr> <tr> <td>0.26</td> <td>0.19</td> <td>0.16</td> <td>0.14</td> <td>0.12</td> <td>0.1</td> <td>0.08</td> <td>0.08</td> <td>0.07</td> </tr> </table> <p>Add 0.02 per 1000 μF for values greater than 1000 μF</p> | 6.3V | 10V | 16V | 25V | 35V | 50V | 63V | 80V | 100V | 0.26 | 0.19 | 0.16 | 0.14 | 0.12 | 0.1 | 0.08 | 0.08 | 0.07 |
| 6.3V | 10V | 16V | 25V | 35V | 50V | 63V | 80V | 100V | | | | | | | | | | | |
| 0.26 | 0.19 | 0.16 | 0.14 | 0.12 | 0.1 | 0.08 | 0.08 | 0.07 | | | | | | | | | | | |
| Ripple Current Multipliers (Frequency) | <table border="1"> <tr> <th>Frequency</th> <th>50/60 Hz</th> <th>120 Hz</th> <th>1 kHz</th> <th>10 kHz</th> <th>100 kHz</th> </tr> <tr> <td></td> <td>0.70</td> <td>0.75</td> <td>0.90</td> <td>0.95</td> <td>1.00</td> </tr> </table> | Frequency | 50/60 Hz | 120 Hz | 1 kHz | 10 kHz | 100 kHz | | 0.70 | 0.75 | 0.90 | 0.95 | 1.00 | | | | | | |
| Frequency | 50/60 Hz | 120 Hz | 1 kHz | 10 kHz | 100 kHz | | | | | | | | | | | | | | |
| | 0.70 | 0.75 | 0.90 | 0.95 | 1.00 | | | | | | | | | | | | | | |
| Load Life | 2000 h @ 105 °C, 4.0 — 10.0 mm dia. 5000 h @ 105 °C, 12.5 — 18.0 mm dia. Δ Capacitance ±30% DF: ≤ 200% of limit DCL: ≤ 100% of limit | | | | | | | | | | | | | | | | | | |
| Shelf Life | 1000 h @ 105 °C Δ Capacitance ±30% DF: ≤ 200% of limit DCL: ≤ 100% of limit | | | | | | | | | | | | | | | | | | |

Regulatory Information

AFK Series Marking



Outline Drawing



Case Dimensions

| Case Code | D ± 0.5 | L | A ± 0.2 | H (max) | I (ref) | W | P (ref) | K (mm) |
|-----------|---------|------------|---------|---------|---------|------------|---------|------------------|
| B | 4.0 | 5.8 ± 0.3 | 4.3 | 5.5 | 1.8 | 0.65 ± 0.1 | 1.0 | 0.35 +0.15/-0.20 |
| C | 5.0 | 5.8 ± 0.3 | 5.3 | 6.5 | 2.2 | 0.65 ± 0.1 | 1.5 | 0.35 +0.15/-0.20 |
| D | 6.3 | 5.8 ± 0.3 | 6.6 | 7.8 | 2.6 | 0.65 ± 0.1 | 1.8 | 0.35 +0.15/-0.20 |
| X | 6.3 | 7.7 ± 0.3 | 6.6 | 7.8 | 2.6 | 0.65 ± 0.1 | 1.8 | 0.35 +0.15/-0.20 |
| E | 8.0 | 6.2 ± 0.3 | 8.3 | 9.5 | 3.4 | 0.65 ± 0.1 | 2.2 | 0.35 +0.15/-0.20 |
| F | 8.0 | 10.2 ± 0.3 | 8.3 | 10.0 | 3.4 | 0.90 ± 0.2 | 3.1 | 0.70 ± 0.20 |
| G | 10.0 | 10.2 ± 0.3 | 10.3 | 12.0 | 3.5 | 0.90 ± 0.2 | 4.6 | 0.70 ± 0.20 |
| H | 12.5 | 13.5 ± 0.5 | 13.5 | 15.0 | 4.7 | 0.90 ± 0.3 | 4.4 | 0.70 ± 0.30 |
| P | 16.0 | 16.5 ± 0.5 | 17.0 | 19.0 | 5.5 | 1.2 ± 0.3 | 6.7 | 0.70 ± 0.30 |
| R | 18.0 | 16.5 ± 0.5 | 19.0 | 21.0 | 6.7 | 1.2 ± 0.3 | 6.7 | 0.70 ± 0.30 |

Type AFK -55 °C to 105 °C

SMT Aluminum Electrolytic Capacitors - Lowest E.S.R., 105 °C

Ratings Table

| Cap (μ F) | Catalog Part Number | Max. DCL 2 min (μ A) | Max. Dissipation Factor @120 Hz/20 °C | Max. ESR @100 kHz/20 °C (Ω) | Impedance @ 100 kHz/20 °C (Ω) | Max. Ripple Current @ 100 kHz/105 °C (mA) | Case Code | Size D x L (mm) | Quantity per Reel |
|--------------------------------|------------------------|------------------------------------|--|---|--|--|--------------|-----------------------|----------------------|
| 6.3 Vdc (8 Vdc Surge) | | | | | | | | | |
| 22 | AFK226M06B12T-F | 3.0 | 0.26 | 1.350 | 1.350 | 90 | B | 4 x 5.8 | 2000 |
| 47 | AFK476M06B12T-F | 3.0 | 0.26 | 1.350 | 1.350 | 90 | B | 4 x 5.8 | 2000 |
| 47 | AFK476M06C12T-F | 3.0 | 0.26 | 0.700 | 0.700 | 160 | C | 5 x 5.8 | 1000 |
| 100 | AFK107M06C12T-F | 6.3 | 0.26 | 0.700 | 0.700 | 160 | C | 5 x 5.8 | 1000 |
| 100 | AFK107M06D16T-F | 6.3 | 0.26 | 0.360 | 0.360 | 240 | D | 6.3 x 5.8 | 1000 |
| 220 | AFK227M06D16T-F | 13.9 | 0.26 | 0.360 | 0.360 | 240 | D | 6.3 x 5.8 | 1000 |
| 330 | AFK337M06X16T-F | 20.8 | 0.26 | 0.340 | 0.340 | 280 | X | 6.3 x 7.7 | 900 |
| 330 | AFK337M06E16T-F | 20.8 | 0.26 | 0.260 | 0.260 | 300 | E | 8 x 6.2 | 1000 |
| 470 | AFK477M06F24T-F | 29.6 | 0.26 | 0.160 | 0.160 | 600 | F | 8 x 10.2 | 500 |
| 1000 | AFK108M06F24T-F | 63.0 | 0.26 | 0.160 | 0.160 | 600 | F | 8 x 10.2 | 500 |
| 1500 | AFK158M06G24T-F | 94.5 | 0.26 | 0.080 | 0.080 | 850 | G | 10 x 10.2 | 500 |
| 3300 | AFK338M06H32T-F | 207.9 | 0.30 | 0.060 | 0.060 | 1100 | H | 12.5 x 13.5 | 200 |
| 6800 | AFK688M06P44T-F | 428.4 | 0.36 | 0.035 | 0.035 | 1800 | P | 16 x 16.5 | 125 |
| 10 Vdc (13 Vdc Surge) | | | | | | | | | |
| 22 | AFK226M10B12T-F | 3.0 | 0.19 | 1.350 | 1.350 | 90 | B | 4 x 5.8 | 2000 |
| 33 | AFK336M10B12T-F | 3.3 | 0.19 | 1.350 | 1.350 | 90 | B | 4 x 5.8 | 2000 |
| 33 | AFK336M10C12T-F | 3.3 | 0.19 | 0.700 | 0.700 | 160 | C | 5 x 5.8 | 1000 |
| 150 | AFK157M10D16T-F | 15.0 | 0.19 | 0.360 | 0.360 | 240 | D | 6.3 x 5.8 | 1000 |
| 220 | AFK227M10X16T-F | 22.0 | 0.19 | 0.340 | 0.340 | 280 | X | 6.3 x 7.7 | 900 |
| 220 | AFK227M10E16T-F | 22.0 | 0.19 | 0.260 | 0.260 | 300 | E | 8 x 6.2 | 1000 |
| 330 | AFK337M10F24T-F | 33.0 | 0.19 | 0.160 | 0.160 | 600 | F | 8 x 10.2 | 500 |
| 470 | AFK477M10F24T-F | 47.0 | 0.19 | 0.160 | 0.160 | 600 | F | 8 x 10.2 | 500 |
| 680 | AFK687M10F24T-F | 68.0 | 0.19 | 0.160 | 0.160 | 600 | F | 8 x 10.2 | 500 |
| 1000 | AFK108M10G24T-F | 100.0 | 0.19 | 0.080 | 0.080 | 850 | G | 10 x 10.2 | 500 |
| 2200 | AFK228M10H32T-F | 220.0 | 0.21 | 0.060 | 0.060 | 1100 | H | 12.5 x 13.5 | 200 |
| 4700 | AFK478M10P44T-F | 470.0 | 0.25 | 0.035 | 0.035 | 1800 | P | 16 x 16.5 | 125 |
| 6800 | AFK688M10R44T-F | 680.0 | 0.29 | 0.033 | 0.033 | 2060 | R | 18 x 16.5 | 125 |
| 16 Vdc (20 Vdc Surge) | | | | | | | | | |
| 10 | AFK106M16B12T-F | 3.0 | 0.16 | 1.350 | 1.350 | 90 | B | 4 x 5.8 | 2000 |
| 22 | AFK226M16B12T-F | 3.5 | 0.16 | 1.350 | 1.350 | 90 | B | 4 x 5.8 | 2000 |
| 22 | AFK226M16C12T-F | 3.5 | 0.16 | 0.700 | 0.700 | 160 | C | 5 x 5.8 | 1000 |
| 47 | AFK476M16C12T-F | 7.5 | 0.16 | 0.700 | 0.700 | 160 | C | 5 x 5.8 | 1000 |
| 47 | AFK476M16D16T-F | 7.5 | 0.16 | 0.360 | 0.360 | 240 | D | 6.3 x 5.8 | 1000 |
| 68 | AFK686M16D16T-F | 10.9 | 0.19 | 0.360 | 0.360 | 240 | D | 6.3 x 5.8 | 1000 |
| 100 | AFK107M16D16T-F | 16.0 | 0.16 | 0.360 | 0.360 | 240 | D | 6.3 x 5.8 | 1000 |
| 150 | AFK157M16X16T-F | 24.0 | 0.16 | 0.340 | 0.340 | 280 | X | 6.3 x 7.7 | 900 |
| 220 | AFK227M16X16T-F | 35.2 | 0.16 | 0.340 | 0.340 | 280 | X | 6.3 x 7.7 | 900 |
| 220 | AFK227M16E16T-F | 35.2 | 0.16 | 0.260 | 0.260 | 300 | E | 8 x 6.2 | 1000 |
| 330 | AFK337M16F24T-F | 52.8 | 0.16 | 0.160 | 0.160 | 600 | F | 8 x 10.2 | 500 |
| 470 | AFK477M16F24T-F | 75.2 | 0.16 | 0.160 | 0.160 | 600 | F | 8 x 10.2 | 500 |
| 680 | AFK687M16G24T-F | 108.8 | 0.16 | 0.080 | 0.080 | 850 | G | 10 x 10.2 | 500 |
| 1500 | AFK158M16H32T-F | 240.0 | 0.16 | 0.060 | 0.060 | 1100 | H | 12.5 x 13.5 | 200 |
| 3300 | AFK338M16P44T-F | 528.0 | 0.20 | 0.035 | 0.035 | 1800 | P | 16 x 16.5 | 125 |
| 4700 | AFK478M16R44T-F | 752.0 | 0.22 | 0.033 | 0.033 | 2060 | R | 18 x 16.5 | 125 |

Type AFK -55 °C to 105 °C

SMT Aluminum Electrolytic Capacitors - Lowest E.S.R., 105 °C

| Cap (µF) | Catalog Part Number | Max. DCL 2 min (µA) | Max. Dissipation Factor @120 Hz/20 °C | Max. ESR @100 kHz/20 °C (Ω) | Impedance @ 100 kHz/20 °C (Ω) | Max. Ripple Current @ 100 kHz/105 °C (mA) | Case Code | Size D x L (mm) | Quantity per Reel |
|--------------------------------|---------------------|---------------------|---------------------------------------|-----------------------------|-------------------------------|---|-----------|-----------------|-------------------|
| 25 Vdc (31 Vdc Surge) | | | | | | | | | |
| 10 | AFK106M25B12T-F | 3.0 | 0.14 | 1.350 | 1.350 | 90 | B | 4 x 5.8 | 2000 |
| 22 | AFK226M25C12T-F | 5.5 | 0.14 | 0.700 | 0.700 | 160 | C | 5 x 5.8 | 1000 |
| 33 | AFK336M25C12T-F | 8.3 | 0.14 | 0.700 | 0.700 | 160 | C | 5 x 5.8 | 1000 |
| 33 | AFK336M25D16T-F | 8.3 | 0.14 | 0.360 | 0.360 | 240 | D | 6.3 x 5.8 | 1000 |
| 47 | AFK476M25D16T-F | 11.8 | 0.14 | 0.360 | 0.360 | 240 | D | 6.3 x 5.8 | 1000 |
| 68 | AFK686M25D16T-F | 17.0 | 0.14 | 0.360 | 0.360 | 240 | D | 6.3 x 5.8 | 1000 |
| 100 | AFK107M25X16T-F | 25.0 | 0.14 | 0.340 | 0.340 | 280 | X | 6.3 x 7.7 | 900 |
| 100 | AFK107M25E16T-F | 25.0 | 0.14 | 0.260 | 0.260 | 300 | E | 8 x 6.2 | 1000 |
| 150 | AFK157M25F24T-F | 37.5 | 0.14 | 0.160 | 0.160 | 600 | F | 8 x 10.2 | 500 |
| 220 | AFK227M25F24T-F | 55.0 | 0.14 | 0.160 | 0.160 | 600 | F | 8 x 10.2 | 500 |
| 330 | AFK337M25F24T-F | 82.5 | 0.14 | 0.160 | 0.160 | 600 | F | 8 x 10.2 | 500 |
| 470 | AFK477M25G24T-F | 117.5 | 0.14 | 0.080 | 0.080 | 850 | G | 10 x 10.2 | 500 |
| 1000 | AFK108M25H32T-F | 250.0 | 0.14 | 0.060 | 0.060 | 1100 | H | 12.5 x 13.5 | 200 |
| 1500 | AFK158M25P44T-F | 375.0 | 0.14 | 0.035 | 0.035 | 1800 | P | 16 x 16.5 | 125 |
| 2200 | AFK228M25P44T-F | 550.0 | 0.16 | 0.035 | 0.035 | 1800 | P | 16 x 16.5 | 125 |
| 3300 | AFK338M25R44T-F | 825.0 | 0.18 | 0.033 | 0.033 | 2060 | R | 18 x 16.5 | 125 |
| 35 Vdc (44 Vdc Surge) | | | | | | | | | |
| 4.7 | AFK475M35B12T-F | 3.0 | 0.12 | 1.350 | 1.350 | 90 | B | 4 x 5.8 | 2000 |
| 10 | AFK106M35B12T-F | 3.5 | 0.12 | 1.350 | 1.350 | 90 | B | 4 x 5.8 | 2000 |
| 10 | AFK106M35C12T-F | 3.5 | 0.12 | 0.700 | 0.700 | 160 | C | 5 x 5.8 | 1000 |
| 22 | AFK226M35C12T-F | 7.7 | 0.12 | 0.700 | 0.700 | 160 | C | 5 x 5.8 | 1000 |
| 33 | AFK336M35D16T-F | 11.6 | 0.12 | 0.360 | 0.360 | 240 | D | 6.3 x 5.8 | 1000 |
| 47 | AFK476M35D16T-F | 16.5 | 0.12 | 0.360 | 0.360 | 240 | D | 6.3 x 5.8 | 1000 |
| 68 | AFK686M35X16T-F | 23.8 | 0.12 | 0.340 | 0.340 | 280 | X | 6.3 x 7.7 | 900 |
| 100 | AFK107M35X16T-F | 35.0 | 0.12 | 0.340 | 0.340 | 280 | X | 6.3 x 7.7 | 900 |
| 100 | AFK107M35F24T-F | 35.0 | 0.12 | 0.160 | 0.160 | 600 | F | 8 x 10.2 | 500 |
| 150 | AFK157M35F24T-F | 52.5 | 0.12 | 0.160 | 0.160 | 600 | F | 8 x 10.2 | 500 |
| 220 | AFK227M35F24T-F | 77.0 | 0.12 | 0.160 | 0.160 | 600 | F | 8 x 10.2 | 500 |
| 330 | AFK337M35G24T-F | 115.5 | 0.12 | 0.080 | 0.080 | 850 | G | 10 x 10.2 | 500 |
| 470 | AFK477M35H32T-F | 164.5 | 0.12 | 0.060 | 0.060 | 1100 | H | 12.5 x 13.5 | 200 |
| 680 | AFK687M35H32T-F | 238.0 | 0.12 | 0.060 | 0.060 | 1100 | H | 12.5 x 13.5 | 200 |
| 1000 | AFK108M35P44T-F | 350.0 | 0.12 | 0.035 | 0.035 | 1800 | P | 16 x 16.5 | 125 |
| 1500 | AFK158M35P44T-F | 525.0 | 0.12 | 0.035 | 0.035 | 1800 | P | 16 x 16.5 | 125 |
| 50 Vdc (63 Vdc Surge) | | | | | | | | | |
| 4.7 | AFK475M50B12T-F | 3.0 | 0.10 | 2.900 | 2.900 | 60 | B | 4 x 5.8 | 2000 |
| 10 | AFK106M50C12T-F | 5.0 | 0.10 | 1.520 | 1.520 | 85 | C | 5 x 5.8 | 1000 |
| 10 | AFK106M50D16T-F | 5.0 | 0.10 | 0.880 | 0.880 | 165 | D | 6.3 x 5.8 | 1000 |
| 22 | AFK226M50D16T-F | 11.0 | 0.10 | 0.880 | 0.880 | 165 | D | 6.3 x 5.8 | 1000 |
| 33 | AFK336M50X16T-F | 16.5 | 0.10 | 0.680 | 0.680 | 195 | X | 6.3 x 7.7 | 900 |
| 33 | AFK336M50E16T-F | 16.5 | 0.10 | 0.680 | 0.680 | 195 | E | 8 x 6.2 | 1000 |
| 47 | AFK476M50X16T-F | 23.5 | 0.10 | 0.680 | 0.680 | 195 | X | 6.3 x 7.7 | 900 |
| 47 | AFK476M50E16T-F | 23.5 | 0.10 | 0.680 | 0.680 | 195 | E | 8 x 6.2 | 1000 |
| 100 | AFK107M50F24T-F | 50.0 | 0.10 | 0.340 | 0.340 | 350 | F | 8 x 10.2 | 500 |

Type AFK -55 °C to 105 °C

SMT Aluminum Electrolytic Capacitors - Lowest E.S.R., 105 °C

| Cap (µF) | Catalog Part Number | Max. DCL 2 min (µA) | Max. Dissipation Factor @120 Hz/20 °C | Max. ESR @100 kHz/20 °C (Ω) | Impedance @ 100 kHz/20 °C (Ω) | Max. Ripple Current @ 100 kHz/105 °C (mA) | Case Code | Size D x L (mm) | Quantity per Reel |
|----------------------------------|---------------------|---------------------|---------------------------------------|-----------------------------|-------------------------------|---|-----------|-----------------|-------------------|
| 50 Vdc (63 Vdc Surge) | | | | | | | | | |
| 150 | AFK157M50G24T-F | 75.0 | 0.10 | 0.180 | 0.180 | 670 | G | 10 x 10.2 | 500 |
| 220 | AFK227M50G24T-F | 110.0 | 0.10 | 0.180 | 0.180 | 670 | G | 10 x 10.2 | 500 |
| 330 | AFK337M50H32T-F | 165.0 | 0.10 | 0.120 | 0.120 | 900 | H | 12.5 x 13.5 | 200 |
| 390 | AFK397M50H32T-F | 195.0 | 0.10 | 0.120 | 0.120 | 900 | H | 12.5 x 13.6 | 200 |
| 470 | AFK477M50P44T-F | 235.0 | 0.10 | 0.073 | 0.073 | 1610 | P | 16 x 16.5 | 125 |
| 560 | AFK567M50P44T-F | 280.0 | 0.10 | 0.073 | 0.073 | 1610 | P | 16 x 16.5 | 125 |
| 680 | AFK687M50P44T-F | 340.0 | 0.10 | 0.073 | 0.073 | 1610 | P | 16 x 16.5 | 125 |
| 1000 | AFK108M50P44T-F | 500.0 | 0.10 | 0.073 | 0.073 | 1610 | P | 16 x 16.5 | 125 |
| 63 Vdc (75 Vdc Surge) | | | | | | | | | |
| 4.7 | AFK475M63C12T-F | 3.0 | 0.08 | 3.000 | 3.000 | 50 | C | 5 x 5.8 | 1000 |
| 10 | AFK106M63D16T-F | 6.3 | 0.08 | 1.500 | 1.500 | 80 | D | 6.3 x 5.8 | 1000 |
| 22 | AFK226M63X16T-F | 13.9 | 0.08 | 1.200 | 1.200 | 120 | X | 6.3 x 7.7 | 900 |
| 22 | AFK226M63E16T-F | 13.9 | 0.08 | 1.200 | 1.200 | 120 | E | 8 x 6.2 | 1000 |
| 33 | AFK336M63F24T-F | 20.8 | 0.08 | 0.650 | 0.650 | 250 | F | 8 x 10.2 | 500 |
| 47 | AFK476M63F24T-F | 29.6 | 0.08 | 0.650 | 0.650 | 250 | F | 8 x 10.2 | 500 |
| 68 | AFK686M63G24T-F | 42.8 | 0.08 | 0.350 | 0.350 | 400 | G | 10 x 10.2 | 500 |
| 100 | AFK107M63G24T-F | 63.0 | 0.08 | 0.350 | 0.350 | 400 | G | 10 x 10.2 | 500 |
| 150 | AFK157M63H32T-F | 94.5 | 0.08 | 0.160 | 0.160 | 800 | H | 12.5 x 13.5 | 200 |
| 220 | AFK227M63H32T-F | 138.6 | 0.08 | 0.160 | 0.160 | 800 | H | 12.5 x 13.5 | 200 |
| 470 | AFK477M63P44T-F | 296.1 | 0.08 | 0.082 | 0.082 | 1410 | P | 16 x 16.5 | 125 |
| 680 | AFK687M63R44T-F | 428.4 | 0.08 | 0.080 | 0.080 | 1690 | R | 18 x 16.5 | 125 |
| 80 Vdc (100 Vdc Surge) | | | | | | | | | |
| 3.3 | AFK335M80C12T-F | 3.0 | 0.08 | 5.00 | 5.00 | 25 | C | 5 x 5.8 | 1000 |
| 4.7 | AFK475M80D16T-F | 3.8 | 0.08 | 3.00 | 3.00 | 40 | D | 6.3 x 5.8 | 1000 |
| 10.0 | AFK106M80X16T-F | 8.0 | 0.08 | 2.40 | 2.40 | 60 | X | 6.3 x 7.7 | 900 |
| 10.0 | AFK106M80E16T-F | 8.0 | 0.08 | 2.40 | 2.40 | 60 | E | 8 x 6.2 | 1000 |
| 22.0 | AFK226M80F24T-F | 17.6 | 0.08 | 1.30 | 1.30 | 130 | F | 8 x 10.2 | 500 |
| 33.0 | AFK336M80F24T-F | 26.4 | 0.08 | 1.30 | 1.30 | 130 | F | 8 x 10.2 | 500 |
| 47.0 | AFK476M80G24T-F | 37.6 | 0.08 | 0.70 | 0.70 | 200 | G | 10 x 10.2 | 500 |
| 68.0 | AFK686M80H32T-F | 54.4 | 0.08 | 0.32 | 0.32 | 500 | H | 12.5 x 13.5 | 200 |
| 100.0 | AFK107M80H32T-F | 80.0 | 0.08 | 0.32 | 0.32 | 500 | H | 12.5 x 13.5 | 200 |
| 150.0 | AFK157M80H32T-F | 120.0 | 0.08 | 0.32 | 0.32 | 500 | H | 12.5 x 13.5 | 200 |
| 330.0 | AFK337M80P44T-F | 264.0 | 0.08 | 0.17 | 0.17 | 793 | P | 16 x 16.5 | 125 |
| 470.0 | AFK477M80R44T-F | 376.0 | 0.08 | 0.15 | 0.15 | 917 | R | 18 x 16.5 | 125 |
| 100 Vdc (125 Vdc Surge) | | | | | | | | | |
| 22.0 | AFK226M2AF24T-F | 22.0 | 0.07 | 1.30 | 1.30 | 130 | F | 8 x 10.2 | 500 |
| 33.0 | AFK336M2AG24T-F | 33.0 | 0.07 | 0.70 | 0.70 | 200 | G | 10 x 10.2 | 500 |
| 47.0 | AFK476M2AH32T-F | 47.0 | 0.07 | 0.32 | 0.32 | 500 | H | 12.5 x 13.5 | 200 |
| 68.0 | AFK686M2AH32T-F | 68.0 | 0.07 | 0.32 | 0.32 | 500 | H | 12.5 x 13.5 | 200 |
| 100.0 | AFK107M2AP44T-F | 100.0 | 0.07 | 0.17 | 0.17 | 793 | P | 16 x 16.5 | 125 |
| 150.0 | AFK157M2AP44T-F | 150.0 | 0.07 | 0.17 | 0.17 | 793 | P | 16 x 16.5 | 125 |
| 220.0 | AFK227M2AR44T-F | 220.0 | 0.07 | 0.15 | 0.15 | 917 | R | 18 x 16.5 | 125 |
| 330.0 | AFK337M2AR44T-F | 330.0 | 0.07 | 0.15 | 0.15 | 917 | R | 18 x 16.5 | 125 |

Type AFK -55 °C to 105 °C

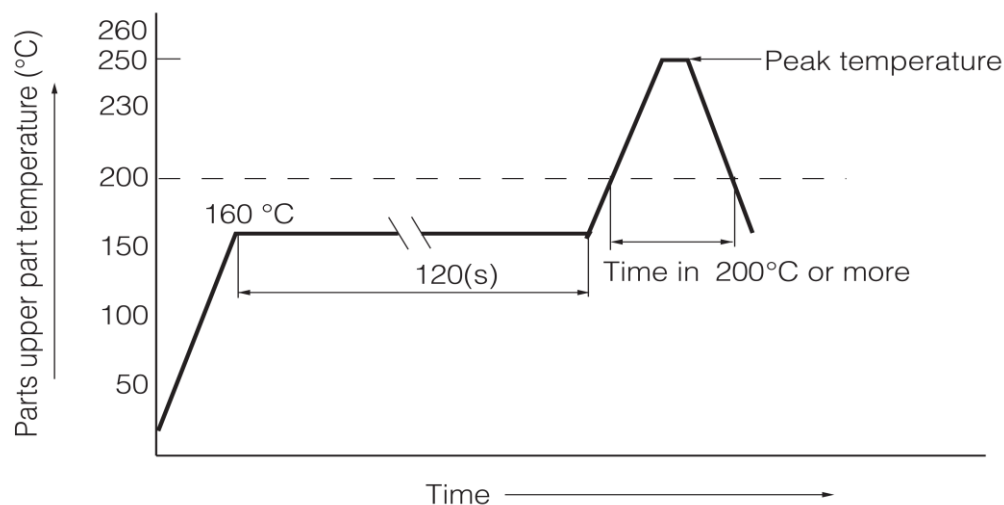
SMT Aluminum Electrolytic Capacitors - Lowest E.S.R., 105 °C

Part Numbering System

| | | | | | | |
|----------------|--------------------|------------------------------|---------------------|------------------|-----------------------|-----------------------|
| AFK | 106 | M | 16 | B | 12T | -F |
| | | | | | | |
| Type | Capacitance | Capacitance Tolerance | Voltage Code | Case Code | Packaging Code | RoHS Compliant |
| 105 = 1.0 μF | 106 = 10.0 μF | M = ±20% | 06 = 6.3 Vdc | 35 = 35 Vdc | 12 = Carrier tape | |
| 107 = 100.0 μF | 108 = 1000.0 μF | | 10 = 10 Vdc | 50 = 50 Vdc | Width (mm) | |
| | | | 16 = 16 Vdc | 63 = 63 Vdc | T = Tape & Reel | |
| | | | 25 = 25 Vdc | 80 = 80 Vdc | B = Bulk | |
| | | | | 2A = 100 Vdc | | |

Reflow Solder

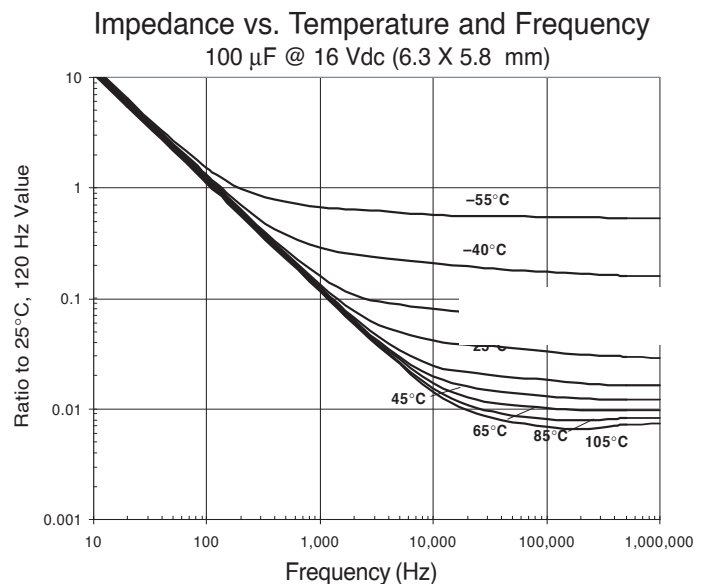
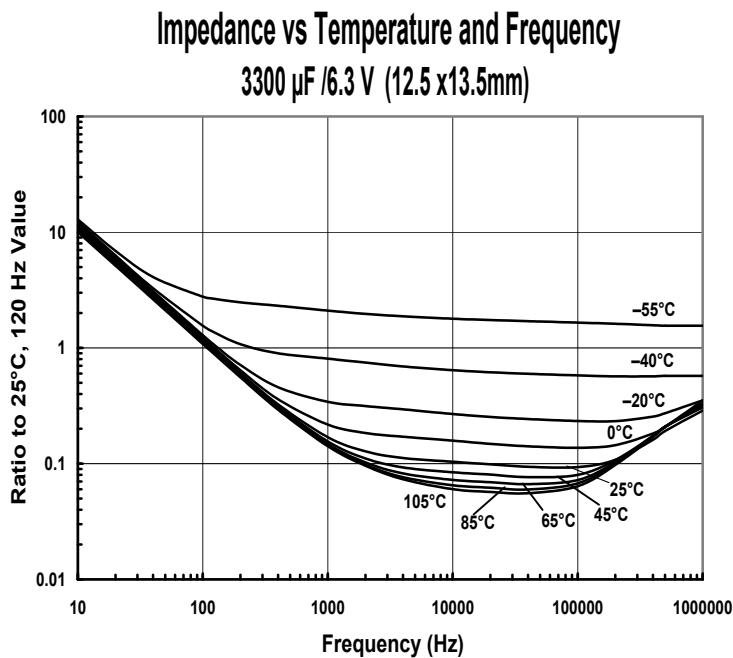
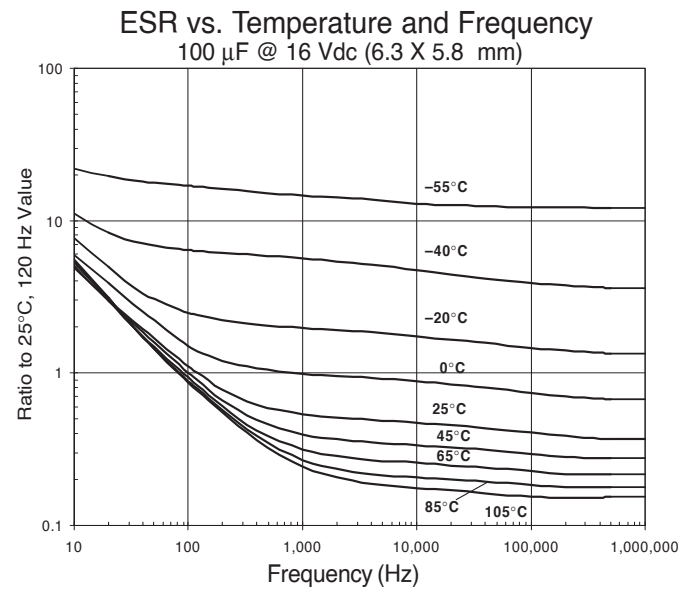
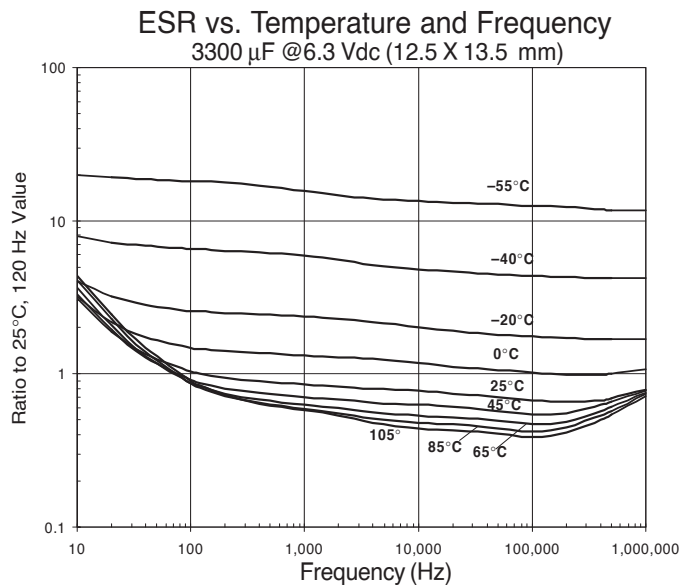
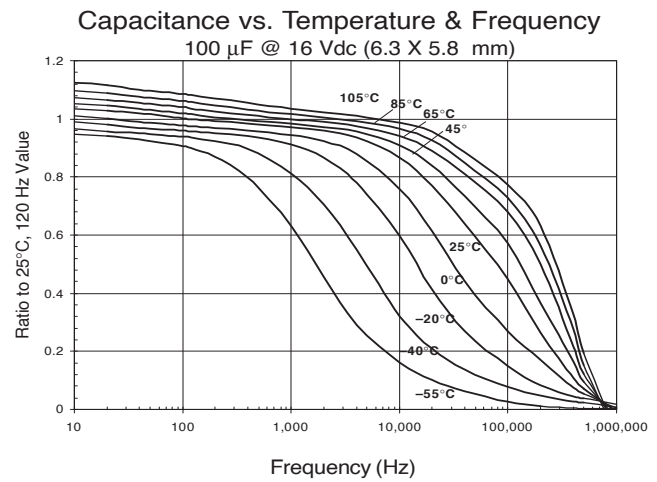
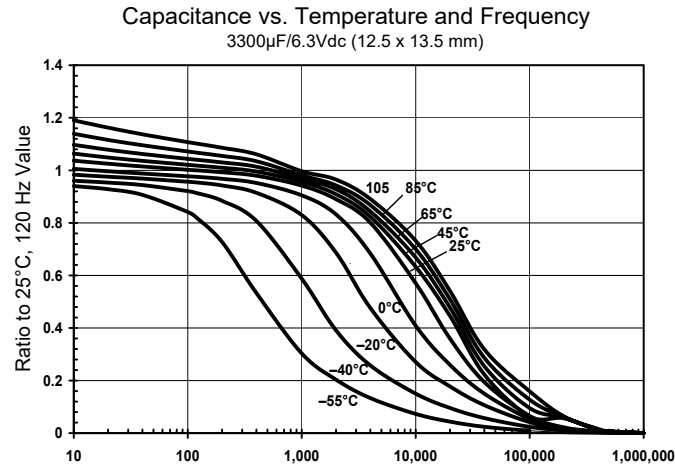
| Diameter | 4 - 6.3mm | 8 - 10mm | 12.5 - 18mm |
|-------------------|-----------|----------|-------------|
| Peak Temperature | 250°C | 235°C | 230°C |
| Duration at Peak | 5s | 5s | 5s |
| Time ≥200°C | 60s | 60s | 20s |
| Number of Reflows | 1 | 1 | 1 |



Type AFK -55 °C to 105 °C

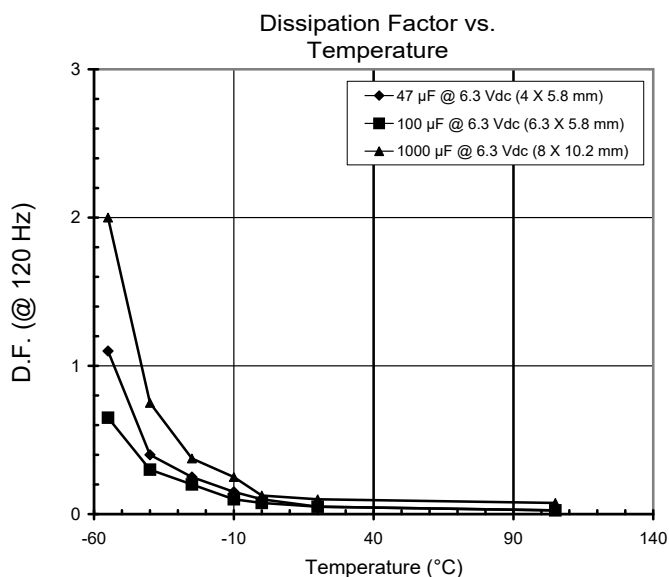
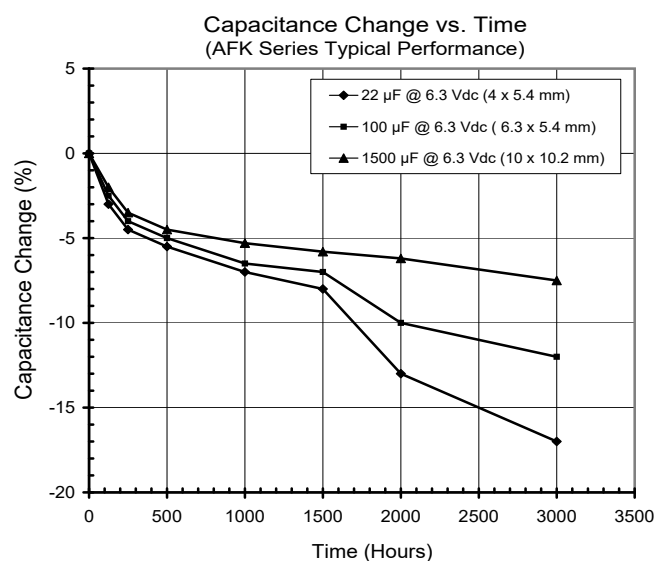
SMT Aluminum Electrolytic Capacitors - Lowest E.S.R., 105 °C

Typical Performance Curves



Type AFK $-55\text{ }^{\circ}\text{C}$ to $105\text{ }^{\circ}\text{C}$ SMT Aluminum Electrolytic Capacitors - Lowest E.S.R., $105\text{ }^{\circ}\text{C}$



Typical Performance Curves









Notice and Disclaimer: All product drawings, descriptions, specifications, statements, information and data (collectively, the "Information") in this datasheet or other publication are subject to change. The customer is responsible for checking, confirming and verifying the extent to which the Information contained in this datasheet or other publication is applicable to an order at the time the order is placed. All Information given herein is believed to be accurate and reliable, but it is presented without any guarantee, warranty, representation or responsibility of any kind, expressed or implied. Statements of suitability for certain applications are based on the knowledge that the Cornell Dubilier company providing such statements ("Cornell Dubilier") has of operating conditions that such Cornell Dubilier company regards as typical for such applications, but are not intended to constitute any guarantee, warranty or representation regarding any such matter – and Cornell Dubilier specifically and expressly disclaims any guarantee, warranty or representation concerning the suitability for a specific customer application, use, storage, transportation, or operating environment. The Information is intended for use only by customers who have the requisite experience and capability to determine the correct products for their application. Any technical advice inferred from this Information or otherwise provided by Cornell Dubilier with reference to the use of any Cornell Dubilier products is given gratis (unless otherwise specified by Cornell Dubilier), and Cornell Dubilier assumes no obligation or liability for the advice given or results obtained. Although Cornell Dubilier strives to apply the most stringent quality and safety standards regarding the design and manufacturing of its products, in light of the current state of the art, isolated component failures may still occur. Accordingly, customer applications which require a high degree of reliability or safety should employ suitable designs or other safeguards (such as installation of protective circuitry or redundancies or other appropriate protective measures) in order to ensure that the failure of an electrical component does not result in a risk of personal injury or property damage. Although all product-related warnings, cautions and notes must be observed, the customer should not assume that all safety measures are indicated in such warnings, cautions and notes, or that other safety measures may not be required.

Looking for pricing, stock, or lifecycle information?

Click below to explore more details on WIN SOURCE:

-  [View AFK336M2AG24T-F on WIN SOURCE](#)
-  [Cornell Dubilier Electronics \(CDE\) Information](#)

Optimize Your Supply Chain with WIN SOURCE Solutions

-  Global Sourcing Solution
-  Obsolete Management
-  Cost Control Management
-  Shortage Management
-  Alternative Solution
-  Excess Inventory Management