


ESD Suppressor

Type: **EZAEG**

EZAEG1N, 2N



Features

- Good ESD withstanding (IEC61000-4-2 15 kV contact/air Discharge)
- ESD protection of high-speed data lines
- Low capacitance 0.04 pF : 0603(0201) size
0.05 pF : 1005(0402) size
- Good ESD suppression characteristics
- RoHS compliant

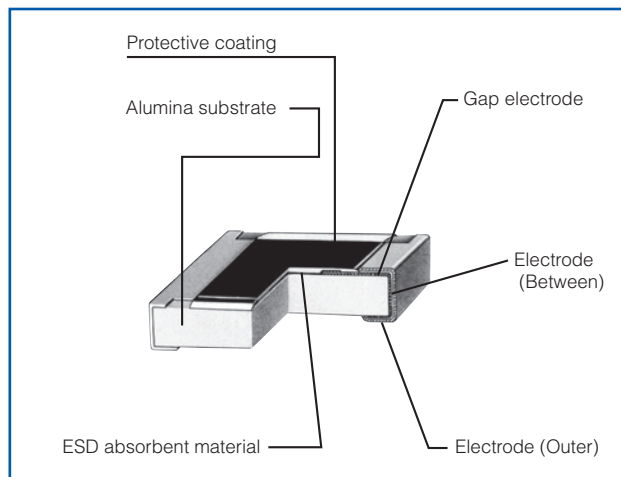
Recommended Applications

- Smart phones, Mobile phones, RF Modules, NFC and GPS
- ESD suppression of high-speed differential data line such as Antena circuit, HDMI, SATA, USB, Display Port

Explanation of Part Numbers

1	2	3	4	5	6	7	8	9	10	11	
E	Z	A	E	G	2	N	5	0	A	X	
Product Code ESD Suppressor		Size Code Size mm (inch)		Design Specification Code Design Specification		Peak Voltage Code Peak Voltage		Special Feature Code Special Feature		Packaging Methods Code Packaging Part No.	
		1 0603 (0201)	N ESD withstanding 15 kV Rated Voltage 30 V		50	500 V	A	Standard	C	Pressed Carrier Taping 2 mm Pitch, 15,000 pcs.	EZAEG1N
		2 1005 (0402)							X	Pressed Carrier Taping 2 mm Pitch, 10,000 pcs.	EZAEG2N

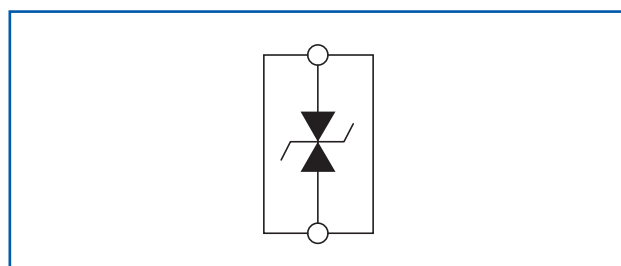
Construction



Dimensions in mm (not to scale)

Part No. (inch size)	Dimensions (mm)					Mass (Weight) [g/1000 pcs.]
	L	W	a	b	t	
EZAEG1N (0201)	0.60±0.03	0.30±0.03	0.15±0.10	0.15±0.10	0.23±0.03	0.12
EZAEG2N (0402)	1.00±0.10	0.50±0.05	0.20±0.10	0.27±0.10	0.38±0.05	0.60

Circuit Configuration



Ratings

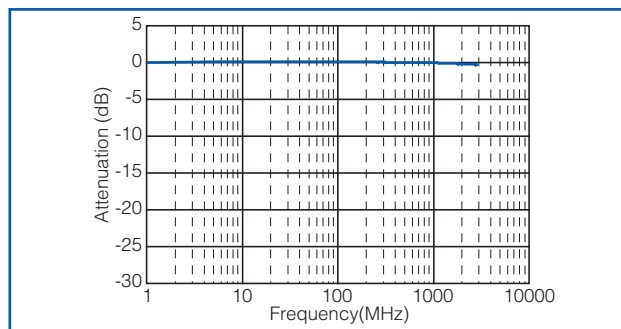
Part Number (inch size)	Capacitance ⁽¹⁾	Rated Voltage	Category Temperature Range
EZAEG1N50AC (0201)	0.04 ^{+0.04} _{-0.03} pF	30 V max.	-55 to +125 °C
EZAEG2N50AX (0402)	0.05 ^{+0.05} _{-0.04} pF		

(1) Capacitance = The capacitance value shall be measured under the conditions specified below.
 Frequency : 1 MHz±10 %, Voltage : 1 Vrms±0.2 Vrms, Temperature : 25 °C±2 °C

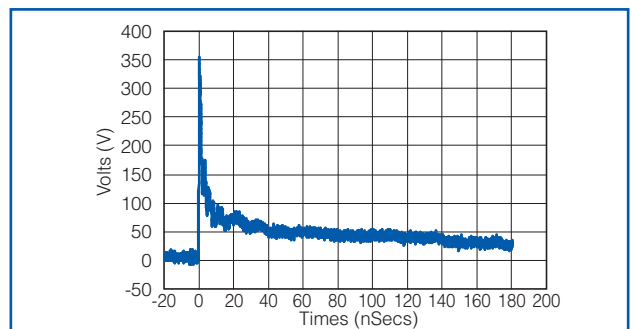
Performance

Test Item	Performance Requirements	Test Conditions
Peak Voltage	500 V max.	IEC61000-4-2, contact discharge 8 kV, Peak voltage value
Clamping Voltage	100 V max.	IEC61000-4-2, contact discharge 8 kV, voltage at 30 ns after initiation of pulse
Leakage Current	1 µA max.	Current at Rated voltage (DC 30 V)
ESD withstanding	Leakage current 10 µA max.	IEC61000-4-2, contact discharge 15 kV or air discharge 15 kV, +/- 50 times
Rapid Change of Temperature	Leakage current 10 µA max.	-55 °C (30 min.) / +125 °C (30 min.), 100 cycles
Load Life in Humidity	Leakage current 10 µA max.	60 °C, 90% to 95%RH, Rated voltage, 1000 h
Endurance at 85 °C	Leakage current 10 µA max.	85 °C, Rated voltage, 1000 h
Resistance to Soldering Heat	Leakage current 10 µA max.	270 °C, 10 s

Frequency Characteristics

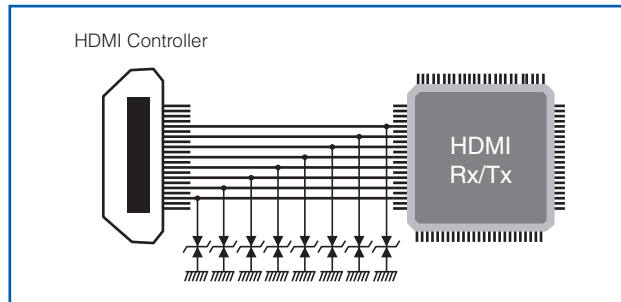


ESD Suppression Voltage Waveform

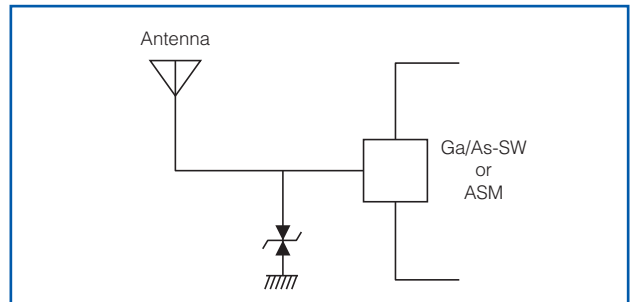


Typical Circuits Requiring Protection

● HDMI circuit

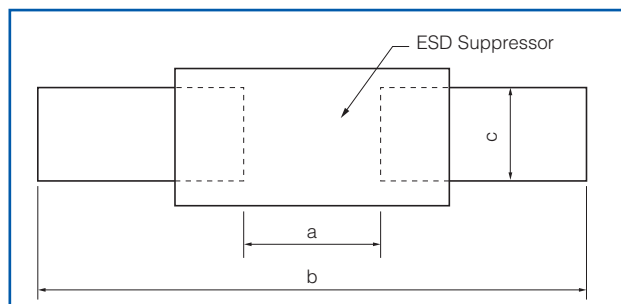


● Antenna circuit



Recommended Land Pattern

Recommended land pattern design for ESD Suppressor is shown below.



Part Number (inch size)	Dimensions (mm)		
	a	b	c
EZAEG1N (0201)	0.3 to 0.4	0.8 to 0.9	0.25 to 0.35
EZAEG2N (0402)	0.5 to 0.6	1.4 to 1.6	0.40 to 0.60

■ As for Packaging Methods, Soldering Conditions and Safety Precautions,

Please see Data Files

Guidelines and precautions regarding the technical information and use of our products described in this online catalog.

- If you want to use our products described in this online catalog for applications requiring special qualities or reliability, or for applications where the failure or malfunction of the products may directly jeopardize human life or potentially cause personal injury (e.g. aircraft and aerospace equipment, traffic and transportation equipment, combustion equipment, medical equipment, accident prevention, anti-crime equipment, and/or safety equipment), it is necessary to verify whether the specifications of our products fit to such applications. Please ensure that you will ask and check with our inquiry desk as to whether the specifications of our products fit to such applications use before you use our products.
- The quality and performance of our products as described in this online catalog only apply to our products when used in isolation. Therefore, please ensure you evaluate and verify our products under the specific circumstances in which our products are assembled in your own products and in which our products will actually be used.
- If you use our products in equipment that requires a high degree of reliability, regardless of the application, it is recommended that you set up protection circuits and redundancy circuits in order to ensure safety of your equipment.
- The products and product specifications described in this online catalog are subject to change for improvement without prior notice. Therefore, please be sure to request and confirm the latest product specifications which explain the specifications of our products in detail, before you finalize the design of your applications, purchase, or use our products.
- The technical information in this online catalog provides examples of our products' typical operations and application circuits. We do not guarantee the non-infringement of third party's intellectual property rights and we do not grant any license, right, or interest in our intellectual property.
- If any of our products, product specifications and/or technical information in this online catalog is to be exported or provided to non-residents, the laws and regulations of the exporting country, especially with regard to security and export control, shall be observed.



<Regarding the Certificate of Compliance with the EU RoHS Directive/REACH Regulations>

- The switchover date for compliance with the RoHS Directive/REACH Regulations varies depending on the part number or series of our products.
- When you use the inventory of our products for which it is unclear whether those products are compliant with the RoHS Directive/REACH Regulation, please select "Sales Inquiry" in the website inquiry form and contact us.

We do not take any responsibility for the use of our products outside the scope of the specifications, descriptions, guidelines and precautions described in this online catalog.

Looking for pricing, stock, or lifecycle information?

Click below to explore more details on WIN SOURCE:

-  [View EZA-EG2A50AX](#) on WIN SOURCE
-  [Panasonic](#) Information

Optimize Your Supply Chain with WIN SOURCE Solutions

-  Global Sourcing Solution
-  Obsolete Management
-  Cost Control Management
-  Shortage Management
-  Alternative Solution
-  Excess Inventory Management