



THE DATASHEET OF SMAJ22A

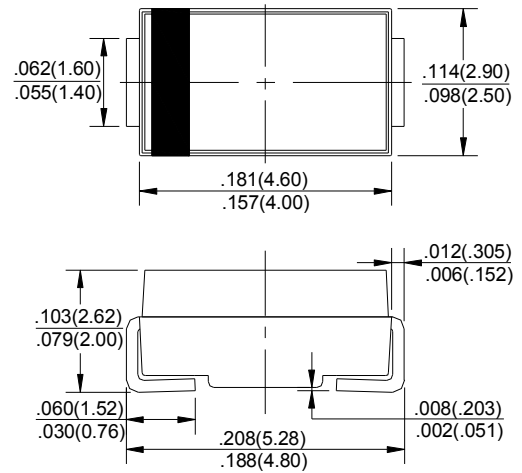


SURFACE MOUNT TRANSIENT VOLTAGE SUPPRESSOR

FEATURES

- Glass Passivated Die Construction
- Uni- and Bi-Directional Versions Available
- Excellent Clamping Capability
- Fast Response Time
- Plastic Case Material has UL Flammability Classification Rating 94V-0

SMA(DO-214AC)



Dimensions in inches and (millimeters)

MECHANICAL DATA

- Case : JEDEC SMA(DO-214AC), Transfer Molded Epoxy
- Terminals : Solder Plated, Solderable per MIL-STD-750, Method 2026
- Polarity : Cathode Band Except Bi-Directional

Maximum Ratings and Electrical Characteristics @ $T_A=25^\circ\text{C}$ unless otherwise specified

| Characteristic | Symbol | Value | Unit |
|--|----------------|-------------|------------------|
| Peak Pulse Power Dissipation 10/1000 μS Waveform (Note 1, 2) Figure 3 | PPPM | 400 Minimum | W |
| Peak Pulse Current on 10/1000 μS Waveform (Note 1) Figure 4 | IPPM | See Table 1 | A |
| Peak Forward Surge Current 8.3ms Single Half Sine-Wave Superimposed on Rated Load (JEDEC Method) (Note 2, 3) | IFSM | 40 | A |
| Operating and Storage Temperature Range | T_j, T_{STG} | -55 to +150 | $^\circ\text{C}$ |

- Note: 1. Non-repetitive current pulse per Figure 4 and derated above $T_A = 25^\circ\text{C}$ per Figure 1.
 2. Mounted on 5.0mm² (0.013mm thick) land area.
 3. Measured on 8.3ms single half sine-wave or equivalent square wave, duty cycle = 4 pulses per minutes maximum.



FIG.1 – Peak Pulse Power Rating Curve



FIG.2 – Pulse Derating Curve

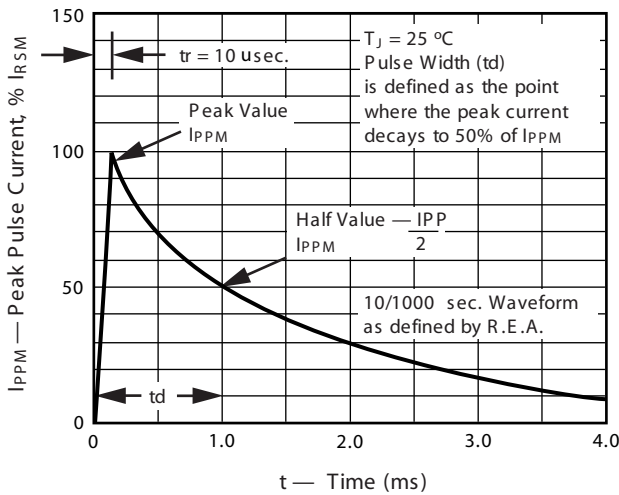


FIG.3 – Pulse Waveform



FIG.4 – Typical Junction Capacitance

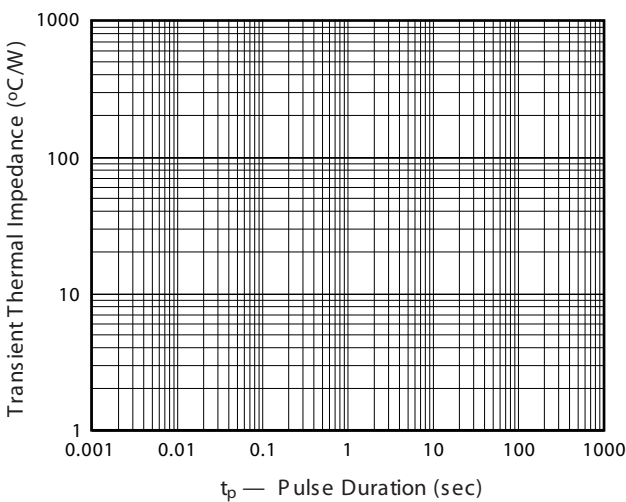


FIG.5 – Typical Transient Thermal Impedance



FIG.6 - Maximum Non-Repetitive Forward Surge Current Uni-Directional Only

Electrical characteristics

| SMAJ PART NUMBER | | DEVICE MARKING CODE | | REVERSE STAND- OFF VOLTAGE $V_{RWM}(V)$ | BREAK DOWN VOLTAGE | | TEST CURRE NT I_T (mA) | MAXIMUM CLAMPING VOLTAGE $@I_{pp} V_c(V)$ | PEAK PULSE CURRENT I_{pp} (A) | REVERSE LEAKAGE $@ V_{RWM}$ $I_R(\mu A)(3)$ |
|---------------------|-------------|---------------------------|----|---|-----------------------|----------------|-----------------------------------|--|--|--|
| UNI- POLAR | BI-POLAR(1) | UNI | BI | | $V_{BR}(V)(1)$ | $V_{BR}(V)(2)$ | | | | |
| | | | | | MIN. @ I_T | MAX. @ I_T | | | | |
| SMAJ5.0A | SMAJ5.0CA | AE | WE | 5.0 | 6.40 | 7.00 | 10 | 9.2 | 43.5 | 800 |
| SMAJ6.0A | SMAJ6.0CA | AG | WG | 6.0 | 6.67 | 7.37 | 10 | 10.3 | 38.8 | 800 |
| SMAJ6.5A | SMAJ6.5CA | AK | WK | 6.5 | 7.22 | 7.98 | 10 | 11.2 | 35.7 | 500 |
| SMAJ7.0A | SMAJ7.0CA | AM | WM | 7.0 | 7.78 | 8.60 | 10 | 12.0 | 33.3 | 200 |
| SMAJ7.5A | SMAJ7.5CA | AP | WP | 7.5 | 8.33 | 9.21 | 1 | 12.9 | 31.0 | 100 |
| SMAJ8.0A | SMAJ8.0CA | AR | WR | 8.0 | 8.89 | 9.83 | 1 | 13.6 | 29.4 | 50 |
| SMAJ8.5A | SMAJ8.5CA | AT | WT | 8.5 | 9.44 | 10.40 | 1 | 14.4 | 27.8 | 20 |
| SMAJ9.0A | SMAJ9.0CA | AV | WV | 9.0 | 10.00 | 11.10 | 1 | 15.4 | 26.0 | 10 |
| SMAJ10A | SMAJ10CA | AX | WX | 10.0 | 11.10 | 12.30 | 1 | 17.0 | 23.5 | 5 |
| SMAJ11A | SMAJ11CA | AZ | WZ | 11.0 | 12.20 | 13.50 | 1 | 18.2 | 22.0 | 5 |
| SMAJ12A | SMAJ12CA | BE | XE | 12.0 | 13.30 | 14.70 | 1 | 19.9 | 20.1 | 5 |
| SMAJ13A | SMAJ13CA | BG | XG | 13.0 | 14.40 | 15.90 | 1 | 21.5 | 18.6 | 5 |
| SMAJ14A | SMAJ14CA | BK | XK | 14.0 | 15.60 | 17.20 | 1 | 23.2 | 17.2 | 5 |
| SMAJ15A | SMAJ15CA | BM | XM | 15.0 | 16.70 | 18.50 | 1 | 24.4 | 16.4 | 5 |
| SMAJ16A | SMAJ16CA | BP | XP | 16.0 | 17.80 | 19.70 | 1 | 26.0 | 15.4 | 5 |
| SMAJ17A | SMAJ17CA | BR | XR | 17.0 | 18.90 | 20.90 | 1 | 27.6 | 14.5 | 5 |
| SMAJ18A | SMAJ18CA | BT | XT | 18.0 | 20.00 | 22.10 | 1 | 29.2 | 13.7 | 5 |
| SMAJ20A | SMAJ20CA | BV | XV | 20.0 | 22.20 | 24.50 | 1 | 32.4 | 12.3 | 5 |
| SMAJ22A | SMAJ22CA | BX | XX | 22.0 | 24.40 | 26.90 | 1 | 35.5 | 11.3 | 5 |
| SMAJ24A | SMAJ24CA | BZ | XZ | 24.0 | 26.70 | 29.50 | 1 | 38.9 | 10.3 | 5 |
| SMAJ26A | SMAJ26CA | CE | YE | 26.0 | 28.90 | 31.90 | 1 | 42.1 | 9.5 | 5 |
| SMAJ28A | SMAJ28CA | CG | YG | 28.0 | 31.10 | 34.40 | 1 | 45.4 | 8.8 | 5 |
| SMAJ30A | SMAJ30CA | CK | YK | 30.0 | 33.30 | 36.80 | 1 | 48.4 | 8.3 | 5 |
| SMAJ33A | SMAJ33CA | CM | YM | 33.0 | 36.70 | 40.60 | 1 | 53.3 | 7.5 | 5 |
| SMAJ36A | SMAJ36CA | CP | YP | 36.0 | 40.00 | 44.20 | 1 | 58.1 | 6.9 | 5 |
| SMAJ40A | SMAJ40CA | CR | YR | 40.0 | 44.40 | 49.10 | 1 | 64.5 | 6.2 | 5 |
| SMAJ43A | SMAJ43CA | CT | YT | 43.0 | 47.80 | 52.80 | 1 | 69.4 | 5.8 | 5 |
| SMAJ45A | SMAJ45CA | CV | YV | 45.0 | 50.00 | 55.30 | 1 | 72.7 | 5.5 | 5 |
| SMAJ48A | SMAJ48CA | CX | YX | 48.0 | 53.30 | 58.90 | 1 | 77.4 | 5.2 | 5 |
| SMAJ51A | SMAJ51CA | CZ | YZ | 51.0 | 56.70 | 62.70 | 1 | 82.4 | 4.9 | 5 |
| SMAJ54A | SMAJ54CA | RE | ZE | 54.0 | 60.00 | 66.30 | 1 | 87.1 | 4.6 | 5 |
| SMAJ58A | SMAJ58CA | RG | ZG | 58.0 | 64.40 | 71.20 | 1 | 93.6 | 4.3 | 5 |
| SMAJ60A | SMAJ60CA | RK | ZK | 60.0 | 66.70 | 73.70 | 1 | 96.8 | 4.1 | 5 |
| SMAJ64A | SMAJ64CA | RM | ZM | 64.0 | 71.10 | 78.60 | 1 | 103.0 | 3.9 | 5 |
| SMAJ70A | SMAJ70CA | RP | ZP | 70.0 | 77.80 | 86.00 | 1 | 113.0 | 3.5 | 5 |
| SMAJ75A | SMAJ75CA | RR | ZR | 75.0 | 83.30 | 92.10 | 1 | 121.0 | 3.3 | 5 |
| SMAJ78A | SMAJ78CA | RT | ZT | 78.0 | 86.70 | 95.80 | 1 | 126.0 | 3.2 | 5 |
| SMAJ85A | SMAJ85CA | RV | ZV | 85.0 | 94.40 | 104.00 | 1 | 137.0 | 2.9 | 5 |
| SMAJ90A | SMAJ90CA | RX | ZX | 90.0 | 100.00 | 111.00 | 1 | 146.0 | 2.7 | 5 |
| SMAJ100A | SMAJ100CA | RZ | ZZ | 100.0 | 111.00 | 123.00 | 1 | 162.0 | 2.5 | 5 |
| SMAJ110A | SMAJ110CA | SE | VE | 110.0 | 122.00 | 135.00 | 1 | 177.0 | 2.3 | 5 |
| SMAJ120A | SMAJ120CA | SG | VG | 120.0 | 133.00 | 147.00 | 1 | 193.0 | 2.1 | 5 |
| SMAJ130A | SMAJ130CA | SK | VK | 130.0 | 144.00 | 159.00 | 1 | 209.0 | 1.9 | 5 |
| SMAJ150A | SMAJ150CA | SM | VM | 150.0 | 167.00 | 185.00 | 1 | 243.0 | 1.6 | 5 |
| SMAJ160A | SMAJ160CA | SP | VP | 160.0 | 178.00 | 197.00 | 1 | 259.0 | 1.5 | 5 |
| SMAJ170A | SMAJ170CA | SR | VR | 170.0 | 189.00 | 209.00 | 1 | 275.0 | 1.5 | 5 |

NOTE: 1. Suffix C denotes Bi-direction device, Suffix A denotes the V_{BR} is $\pm 5\%$ for parts without A, the V_{BR} is $\pm 10\%$.

2. V_{BR} measured with I_T Current pulse=300us.

3. For bidirectional type having V_{RWM} of 10 volts and less, the IR limit is double.

Looking for pricing, stock, or lifecycle information?

Click below to explore more details on WIN SOURCE:

- ⊖ [View SMAJ22A on WIN SOURCE](#)
- ⊖ [ShenZhen SikorMicro Semicon Co. Ltd Information](#)

Optimize Your Supply Chain with WIN SOURCE Solutions

- ✓ Global Sourcing Solution
- ✓ Obsolete Management
- ✓ Cost Control Management
- ✓ Shortage Management
- ✓ Alternative Solution
- ✓ Excess Inventory Management