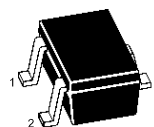
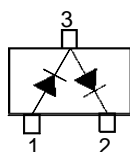




# THE DATASHEET OF BAV99W



# Silicon Epitaxial Planar Switching Diode



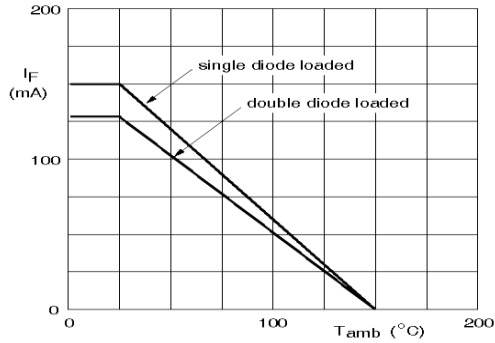
SOT-323 Plastic Package

## Absolute Maximum Ratings ( $T_a = 25\text{ }^\circ\text{C}$ )

Parameter	Symbol	Value	Unit
Repetitive Peak Reverse Voltage	$V_{RRM}$	85	V
Reverse Voltage	$V_R$	75	V
Continuous Forward Current	$I_F$	150	mA
Single Diode Load Double Diode Load		130	
Repetitive Peak Forward Current	$I_{FRM}$	500	mA
Non-Repetitive Peak Forward Surge Current	$I_{FSM}$	4	A
at $t = 1\text{ }\mu\text{s}$		1	
at $t = 1\text{ ms}$ at $t = 1\text{ s}$		0.5	
Total Power Dissipation	$P_{tot}$	200	mW
Thermal Resistance from Junction to Ambient	$R_{\theta JA}$	625	$^\circ\text{C/W}$
Junction Temperature	$T_j$	150	$^\circ\text{C}$
Storage Temperature Range	$T_{stg}$	- 55 to + 150	$^\circ\text{C}$

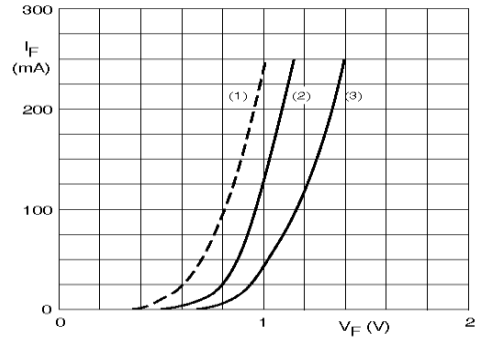
## Characteristics at $T_a = 25\text{ }^\circ\text{C}$

Parameter	Symbol	Max.	Unit
Forward Voltage at $I_F = 1\text{ mA}$ at $I_F = 10\text{ mA}$ at $I_F = 50\text{ mA}$ at $I_F = 150\text{ mA}$	$V_F$	0.715	V
		0.855	
		1	
		1.25	
Reverse Current at $V_R = 25\text{ V}$ at $V_R = 75\text{ V}$ at $V_R = 25\text{ V}, T_j = 150\text{ }^\circ\text{C}$ at $V_R = 75\text{ V}, T_j = 150\text{ }^\circ\text{C}$	$I_R$	30	nA
		1	$\mu\text{A}$
		30	$\mu\text{A}$
		50	$\mu\text{A}$
Diode Capacitance at $V_R = 0, f = 1\text{ MHz}$	$C_d$	1.5	pF
Reverse Recovery Time at $I_F = I_R = 10\text{ mA}, I_{tr} = 0.1 \times I_R, R_L = 100\text{ }\Omega$	$t_{rr}$	4	ns



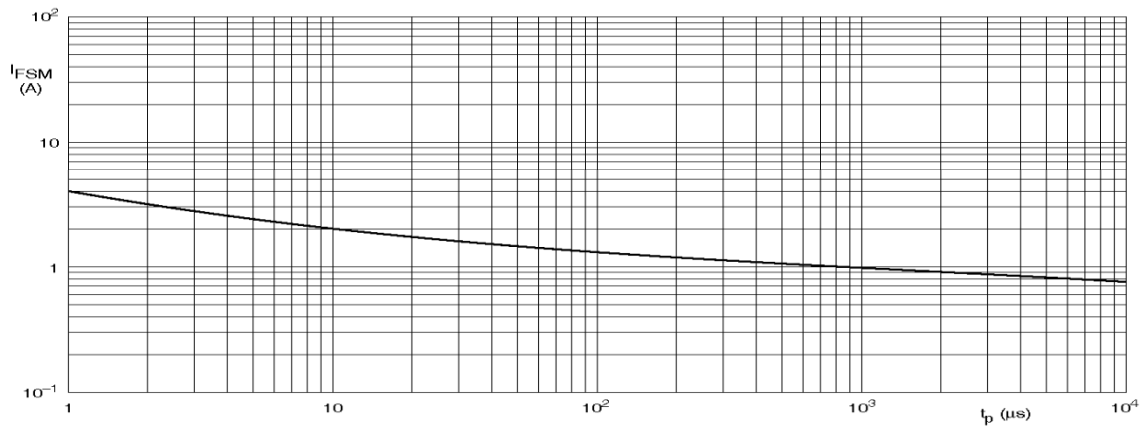
Device mounted on an FR4 printed-circuit board.

Maximum permissible continuous forward current as a function of ambient temperature.



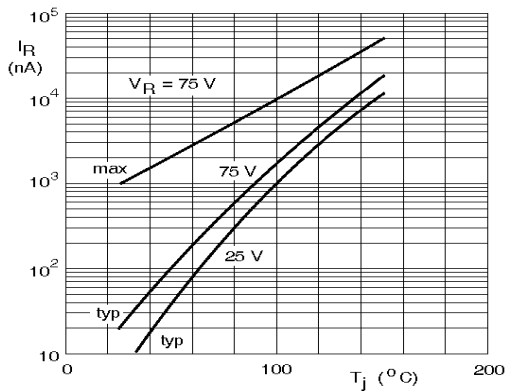
- (1)  $T_j = 150^{\circ}C$ ; typical values.
- (2)  $T_j = 25^{\circ}C$ ; typical values.
- (3)  $T_j = 25^{\circ}C$ ; maximum values.

Forward current as a function of forward voltage.

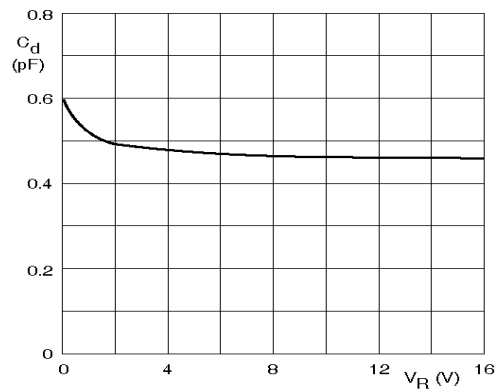


Based on square wave currents.  
 $T_j = 25^{\circ}C$  prior to surge.

Maximum permissible non-repetitive peak forward current as a function of pulse duration.



Reverse current as a function of junction temperature.





$f = 1\text{ MHz}$ ;  $T_j = 25^{\circ}C$ .

Diode capacitance as a function of reverse voltage; typical values.







**SOT-323 Package Outline Dimensions**

## Looking for pricing, stock, or lifecycle information?

Click below to explore more details on WIN SOURCE:

-  [View BAV99W on WIN SOURCE](#)
-  [ShenZhen SikorMicro Semicon Co. Ltd Information](#)

## Optimize Your Supply Chain with WIN SOURCE Solutions

-  Global Sourcing Solution
-  Obsolete Management
-  Cost Control Management
-  Shortage Management
-  Alternative Solution
-  Excess Inventory Management