




THE DATASHEET OF
SS34B



SURFACE MOUNT SCHOTTKY BARRIER DIODES

VOLTAGE RANGE: 20 - 100V

CURRENT: 3.0 A

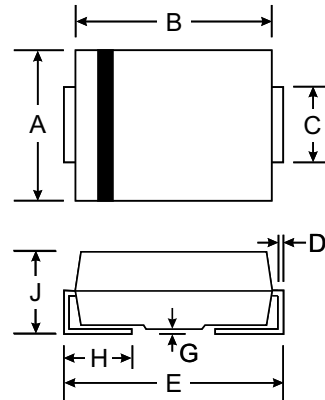


Features

- For Surface Mounted Applications
- High Temperature Metallurgically Bonded Contacts
- High Reliability
- High Current Capability and Low VF
- Submersible Temperature of 265°C for 10 Seconds in Solder Bath

Mechanical Data

- Case: SMB/DO-214AA, Molded Plastic
- Terminals: Solder Plated, Solderable per MIL-STD-750, Method 2026
- Polarity: Cathode Band or Cathode Notch
- Marking: Type Number
- Weight: 0.093 grams (approx.)



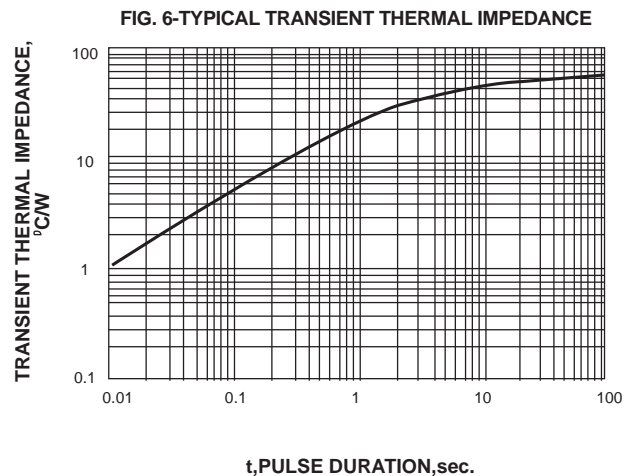
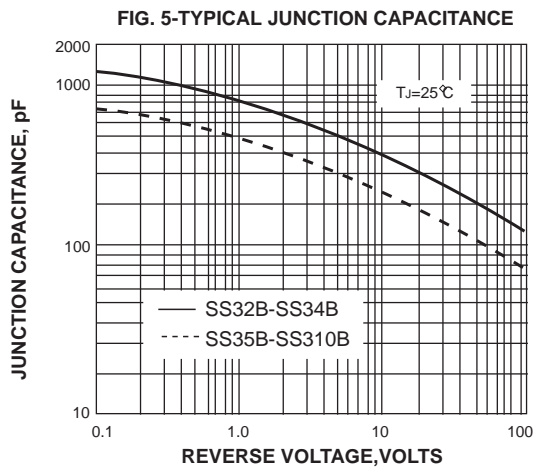
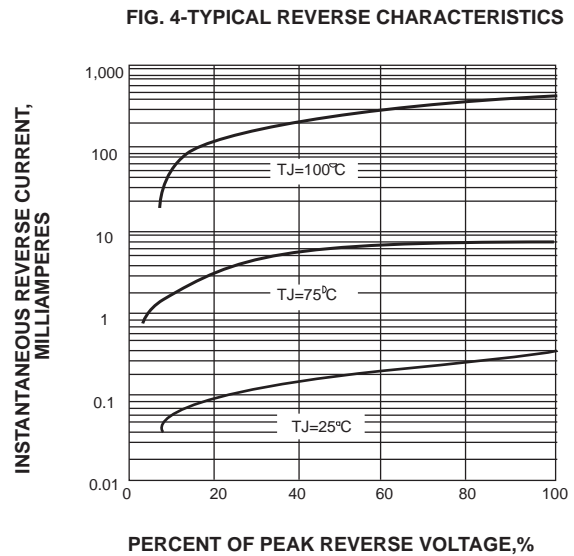
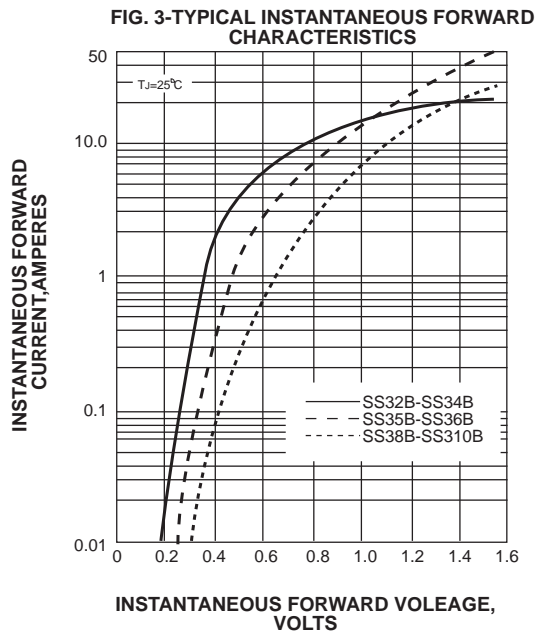
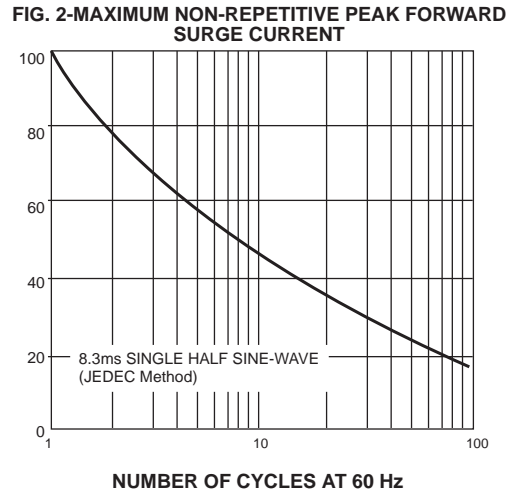
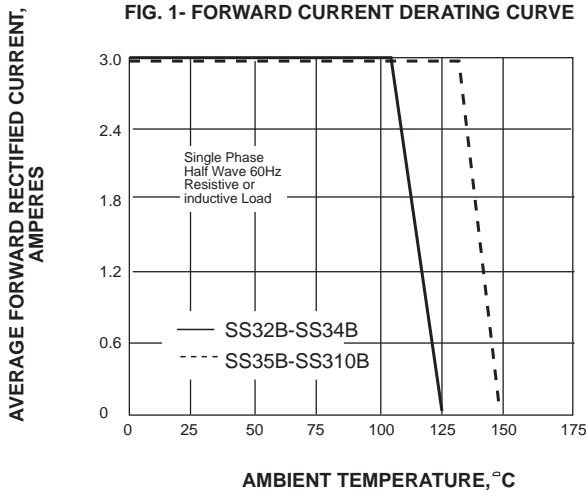
SMB(DO-214AA)		
Dim	Min	Max
A	3.30	3.94
B	4.06	4.70
C	1.91	2.21
D	0.15	0.31
E	5.00	5.59
G	0.10	0.20
H	0.76	1.52
J	2.00	2.62
All Dimensions in mm		

Maximum Ratings and Electrical Characteristics T_A = 25°C unless otherwise specified

Single phase, half wave, 60Hz, resistive or inductive load. For capacitive load, derate current by 20%.

Characteristic	Symbol	SS32B	SS33B	SS34B	SS35B	SS36B	SS38B	SS310B	Unit
Maximum repetitive peak reverse voltage	V _{RRM}	20	30	40	50	60	80	100	V
Maximum RMS voltage	V _{RMS}	14	21	28	35	42	56	70	V
Maximum DC blocking voltage	V _{DC}	20	30	40	50	60	80	100	V
Maximum average forward rectified current at T _L (see fig.1)	I _(AV)	3.0							A
Peak forward surge current 8.3ms single half sine-wave superimposed on rated load (JEDEC Method)	I _{FSM}	100.0							A
Maximum instantaneous forward voltage at 3.0A	V _F	0.50		0.70		0.85		V	
Maximum DC reverse current at rated DC blocking voltage <small>T_A=25°C</small> <small>T_A=100°C</small>	I _R	0.5		10				mA	
Typical junction capacitance (NOTE 1)	C _J	500		300				pF	
Typical thermal resistance (NOTE 2)	R _{θJA}	55.0							°C/W
Operating junction temperature range	T _J	-65 to +125			-65 to +150			°C	
Storage temperature range	T _{STG}	-65 to +150							°C

Note: 1. Measured at 1MHz and applied reverse voltage of 4.0V D.C.
2. P.C.B. mounted with 0.2x0.2" (5.0x5.0mm) copper pad areas



Looking for pricing, stock, or lifecycle information?

Click below to explore more details on WIN SOURCE:

- [View SS34B on WIN SOURCE](#)
- [ShenZhen SikorMicro Semicon Co. Ltd Information](#)

Optimize Your Supply Chain with WIN SOURCE Solutions

- ✓ Global Sourcing Solution
- ✓ Obsolete Management
- ✓ Cost Control Management
- ✓ Shortage Management
- ✓ Alternative Solution
- ✓ Excess Inventory Management