



# THE DATASHEET OF ABS10



## Bridge Rectifiers

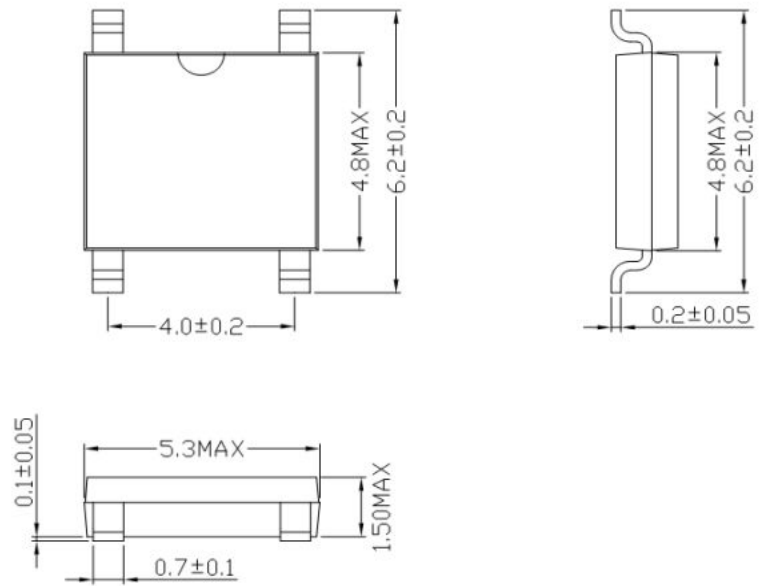
### Features

- Glass Passivated Die Construction
- Low Forward Voltage Drop
- High Current Capability
- High Surge Current Capability
- Designed for Surface Mount Application
- Plastic Material-UL Flammability 94V-0

### Mechanical Data

- Case:SOPA-4, Mold Plastic
- Terminals Plated Leads Solderable per MIL-STD-202, Method208
- Polarity:As Marked on Case
- Mounting Position:Any
- Marking:Type Number

### ABS



@TA=25°C unless otherwise specified

Single Phase, half wave, 60Hz, resistive or inductive load. For capacitive load, derate current by 20%.

Parameter	Symbol	ABS2	ABS4	ABS6	ABS8	ABS10	UNIT
Maximum repetitive peak reverse voltage	$V_{RRM}$	200	400	600	800	1000	V
Maximum RMS voltage	$V_{RMS}$	140	280	420	560	800	V
Maximum DC blocking voltage	$V_{DC}$	200	400	600	800	1000	V
Maximum Average forward output rectified current on glass-epoxy P.C.B	$I(AV)$	1.0					A
on aluminum substrate		0.8					
Peak forward surge current 8.3ms single sine-wave superimposed on rated load(JEDEC Method)	IFSM	30					A
Maximum instantaneous forward voltage drop per diode @0.4A	VF	1.0					V
Maximum DC reverse current at TA=25°C	IR	5.0					uA
rated DC blocking voltage per leg TA=125°C		500					
Typical thermal resistance per leg (Note 1)	R θ JA	80					°C/W
	R θ JL	25					
Operating junction temperature range	TJ	-55 to +150					°C
storage temperature range	Tstg	-55 to +150					°C

1. Mounted on glass epoxy PC board with  $1.3 \text{ mm}^2$  solder pad.
2. Mounted on aluminum substrate PC board with  $1.3 \text{ mm}^2$  solder pad.
3. Measured at 1.0MHz and applied reverse of 4.0V D.C.

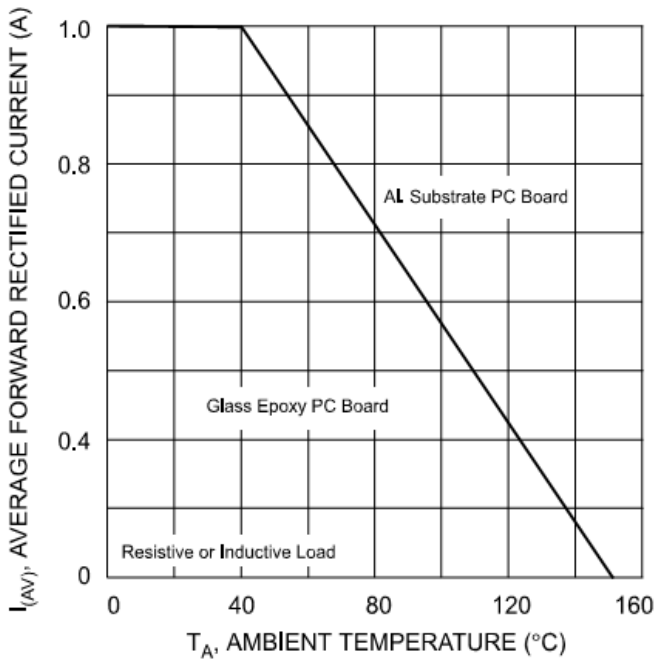


Fig. 1 Output Current Derating Curve

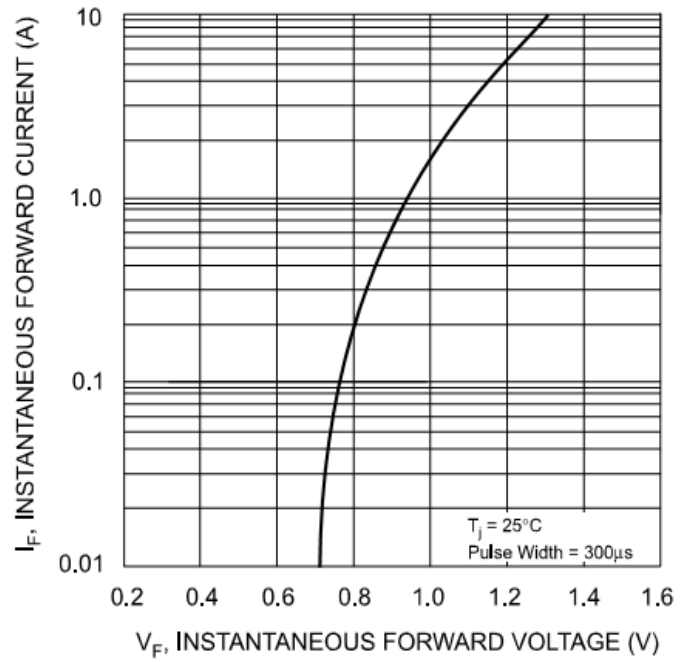


Fig. 2 Typical Forward Characteristics (per leg)

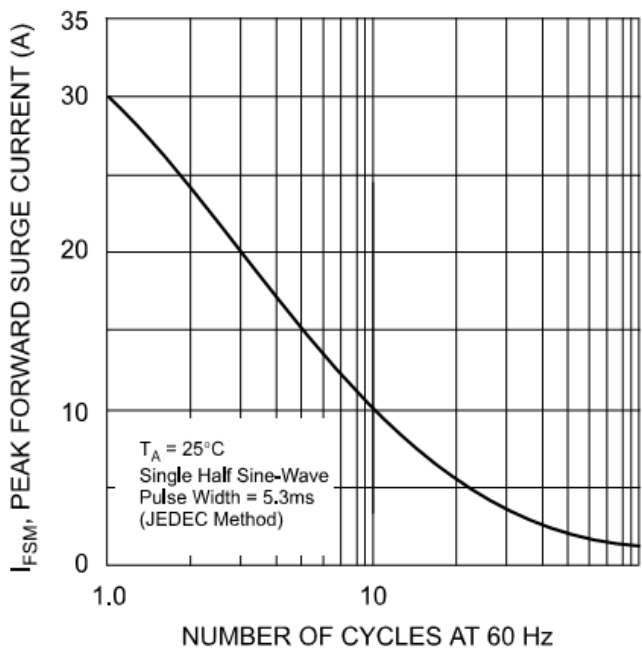


Fig. 3 Maximum Peak Forward Surge Current (per leg)

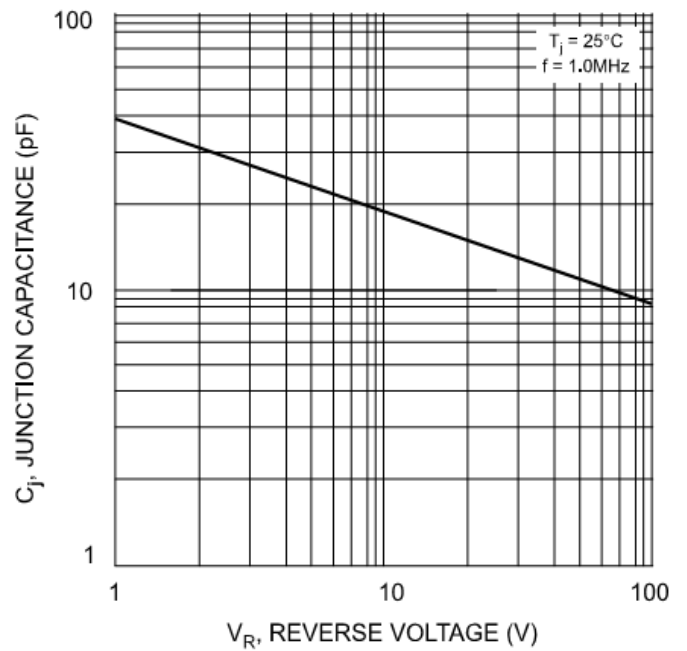


Fig. 4 Typical Junction Capacitance

## Looking for pricing, stock, or lifecycle information?

Click below to explore more details on WIN SOURCE:

- [View ABS10 on WIN SOURCE](#)
- [ShenZhen SikorMicro Semicon Co. Ltd Information](#)

## Optimize Your Supply Chain with WIN SOURCE Solutions

- ✓ Global Sourcing Solution
- ✓ Obsolete Management
- ✓ Cost Control Management
- ✓ Shortage Management
- ✓ Alternative Solution
- ✓ Excess Inventory Management